

# Missouri State University

## Bias Response Team 16-17 Report

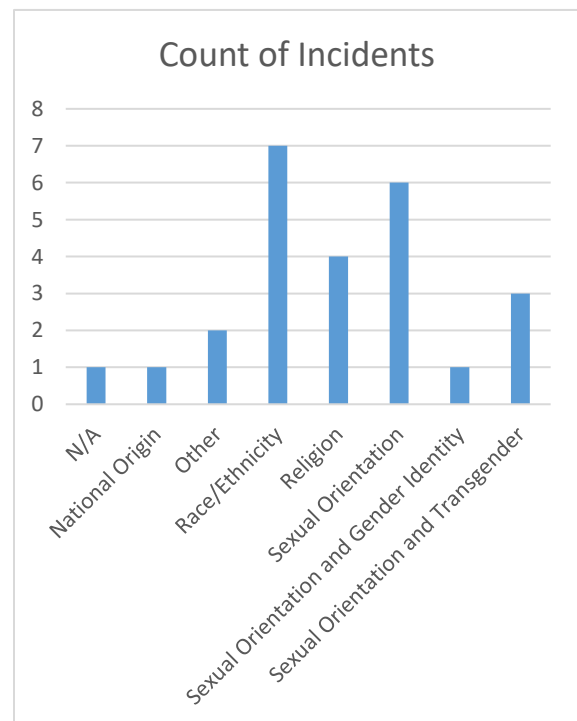
The Bias Response Team is to be a resource to members of the University community who have a concern about perceived bias-related situations, concerns, and/or complaints and to coordinate an appropriate response. The Bias Response Team will provide an organized and coordinated method of assessment of the severity of an incident or situation affecting the University community. The Bias Response Team determines the need to refer the incident to the appropriate University official or committee. Any interventions are voluntary and may include a variety of activities including discussions, mediation, training, counseling, and consensus building.

### Total Number of Incidents: 25

The Bias Response Team received 25 incident reports through the online reporting system through the Dean of Students website during the 2016-2017 academic year.

### Count of Incidents Sorted by “Nature of Bias”

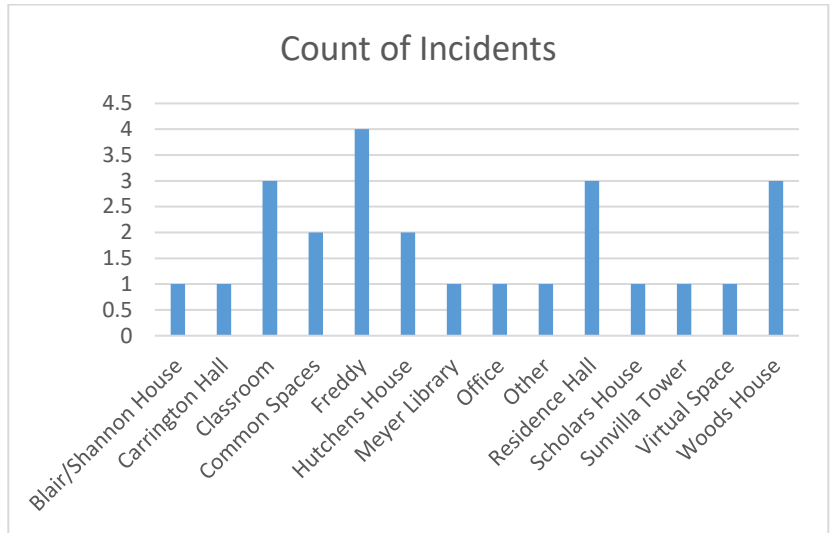
Nature of bias	Count of Incidents
N/A	1
National Origin	1
Other	2
Race/Ethnicity	7
Religion	4
Sexual Orientation	6
Sexual Orientation and Gender Identity	1
Sexual Orientation and Transgender	3



Through the incident reports, reporters can choose to select a “Nature of Bias” to help illustrate their situation. The nature of bias may include age, disability, gender identity, national origin, race/ethnicity, religion, sexual orientation, transgender, and veteran status. During the 2016-2017 academic year, race/ethnicity was reported most frequently as the nature of bias.

## Count of Incidents Sorted by “Incident Location”

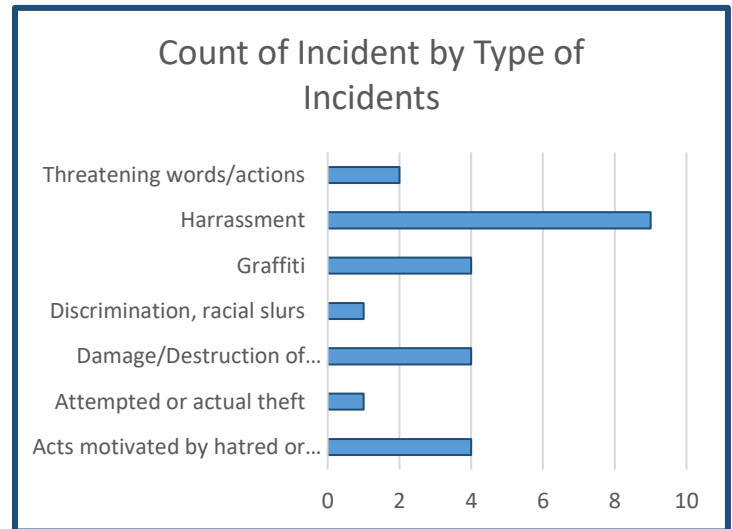
Incident Location	Count of Incidents
Blair/Shannon House	1
Carrington Hall	1
Classroom	3
Common Spaces	2
Freddy	4
Hutchens House	2
Meyer Library	1
Office	1
Other	1
Residence Hall	3
Scholars House	1
Sunvilla Tower	1
Virtual Space	1
Woods House	3



Through the incident reports, reporters can choose to select an “Incident Location” to verify where the bias occurred. Please note that reporters have the option to choose either their specific resident hall or “Residence Hall” as a generic location.

## Count of Incidents Sorted by “Type of Incidents”

Type of Incidents	Count of Incidents
Acts motivated by hatred or discrimination	4
Attempted or actual theft	1
Damage/Destruction of Property	4
Discrimination, racial slurs	1
Graffiti	4
Harassment	9
Threatening words/actions	2



Through the incident reports, reporters can choose to select a “Type of Incident” to help illustrate their situation. The type of incident may include damage/destruction of property, threat, email/online harassment, vandalism, graffiti, intimidation, verbal harassment, written harassment, phone harassment, and physical harassment. During the 2016-2017 academic year, harassment was reported most frequently as the type of incident.