



# UNIVERSITY COUNCIL



June 2, 2026



# WELCOME

# UPDATES



# Hot Rod Power Tour 2026



Missouri State University Council Briefing

June 11, 2026


Robert Rowley, Director of University Safety

# Hot Rod Power Tour History

- Annual multi-day event for hot rods, muscle cars, and performance vehicles
- Started in 1995 as a HOT ROD magazine staff road trip that connected project cars with readers
- Grew from roughly 200 vehicles into a major rolling automotive festival
- The 2026 route places Missouri State University on the national tour as the Day 4 host site




# 2026 Route Overview




# Missouri State University as the Day 4 Host Site

- The University hosts Day 4 of the tour on Thursday, June 11
- Campus remains open and normal university operations continue during the event
- Public event hours are 10:00 a.m. to 5:00 p.m., with setup, arrival, and departure activity before and after the public window
- Leadership should expect increased participant vehicle traffic, visitor activity, and heavier departures after 5:00 p.m.



# Event-Day Operating Picture

- Morning: participant arrivals, setup activity, and initial traffic impacts near designated event areas
- Midday: peak pedestrian movement and concentrated activity around the event footprint
- Late afternoon and evening: staggered participant departures and heavier outbound traffic after 5:00 p.m.
- Primary risk themes: traffic congestion, pedestrian safety, parking disruption, and preserved emergency access



**HOT ROD  
POWER  
TOUR<sup>2026</sup>**

**MAPS**

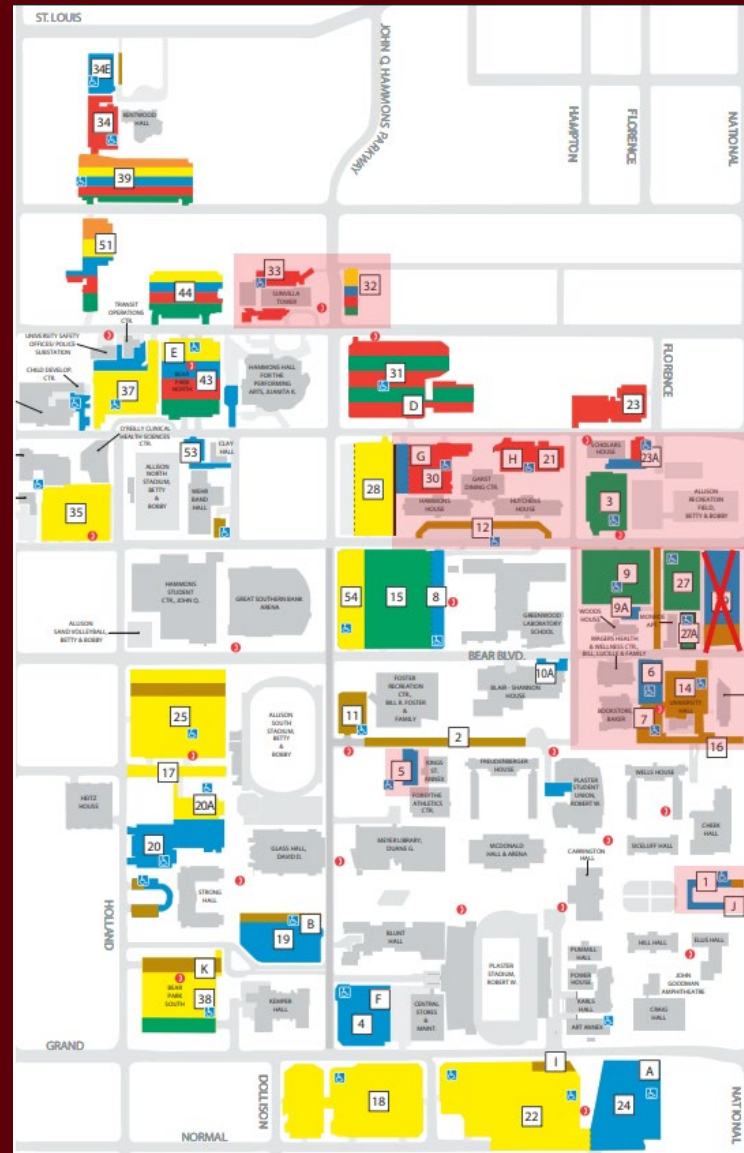
Footprint, Shelters, and  
Traffic Flow Maps

2026 Hot Rod Power Tour

**Traffic Flow and Road Closures Map**



# Parking Impacts and Unaffected Lots




Lots: 3, 5, 9, 14,  
15, 21, 27, 27A,  
30, 33, and  
Bookstore/Magers




# Public Safety and Interagency Coordination

- Public safety, traffic, and event operations are coordinated with Springfield/Greene County Office of Emergency Management
- Springfield Police Department, Springfield Fire Department, Mercy EMS, and event organizers are part of the coordination posture
- Event command post will be in the Hammons Student Center Alumni Lounge
- Operational priorities include traffic management, crowd safety, emergency response readiness, and issue escalation
- Public-facing offices remain available because a SOAR session is scheduled that day; staffing adjustments are managed by individual areas




# Leadership Takeaways

- Missouri State University will host a high-visibility national event while preserving normal campus operations
- The most visible impacts will be parking changes, traffic rerouting, and elevated pedestrian activity near the event footprint
- The mitigation strategy centers on clear communication, commuter garage parking, shuttle support, managed traffic flow, and interagency coordination
- The event also provides an opportunity to showcase Missouri State University to a large external audience



Questions?



# CUPA Results

College and Universities Professional  
Association (CUPA) Report Update

# College and University Professional Association (CUPA) Report Update

## 2025-26 Faculty and Staff Salary Comparisons

Academic Year	Staff Comparison <sup>+</sup>	Faculty Salary Compared to CUPA Peer Salary			
		Non-tenure Track		Tenured / Tenure Track	
		Average	Median	Average	Median
2017-18	90.1%	87.5%	92.9%	96.4%	102.2%
2018-19	90.0%	86.2%	94.2%	93.5%	100.4%
2019-20*	91.0%	88.0%	96.4%	93.2%	99.8%
2020-21*	90.3%	85.8%	96.6%	92.8%	100.0%
2021-22*	91.1%	90.3%	101.2%	96.4%	102.6%
2022-23*	92.8%	85.7%	102.2%	99.9%	106.6%
2023-24 <sup>^</sup>	92.8%	83.9%	94.3%	98.2%	103.5%
2024-25 <sup>^</sup>	91.6%	88.0% <sup>°</sup>	84.6% <sup>°</sup>	97.6%	103.8%
2025-26 <sup>¤</sup>	90.7%	89.1% <sup>°</sup>	86.3% <sup>°</sup>	96.0%	102.4%

\* Faculty comparison is to CUPA Public Doctoral/Professional Institutions

<sup>^</sup> Faculty comparison is to CUPA Public Doctoral/Professional and Master's: Larger Programs Institutions

<sup>¤</sup> Faculty comparison is to CUPA Award Level Focus: Undergraduate/Graduate-Master's, Undergraduate/Graduate-Doctorate

<sup>+</sup> Staff compared to mid-point of MSU salary range

<sup>°</sup> CUPA no longer collects rank information on non-tenure track faculty, comparison is not weighted for rank starting in 2024-25.

## Faculty and Staff Salary Comparison Adjusted for Cost-of-Living

Academic Year	Staff Comparison	Faculty Salary Compared to CUPA Peer Salary			
		Non-tenure Track		Tenured / Tenure Track	
		Average	Median	Average	Median
2025-26	98.8%	97.0%	94.0%	104.6%	111.6%



# Mo State Athletics



FY26 External Unit Impact Report

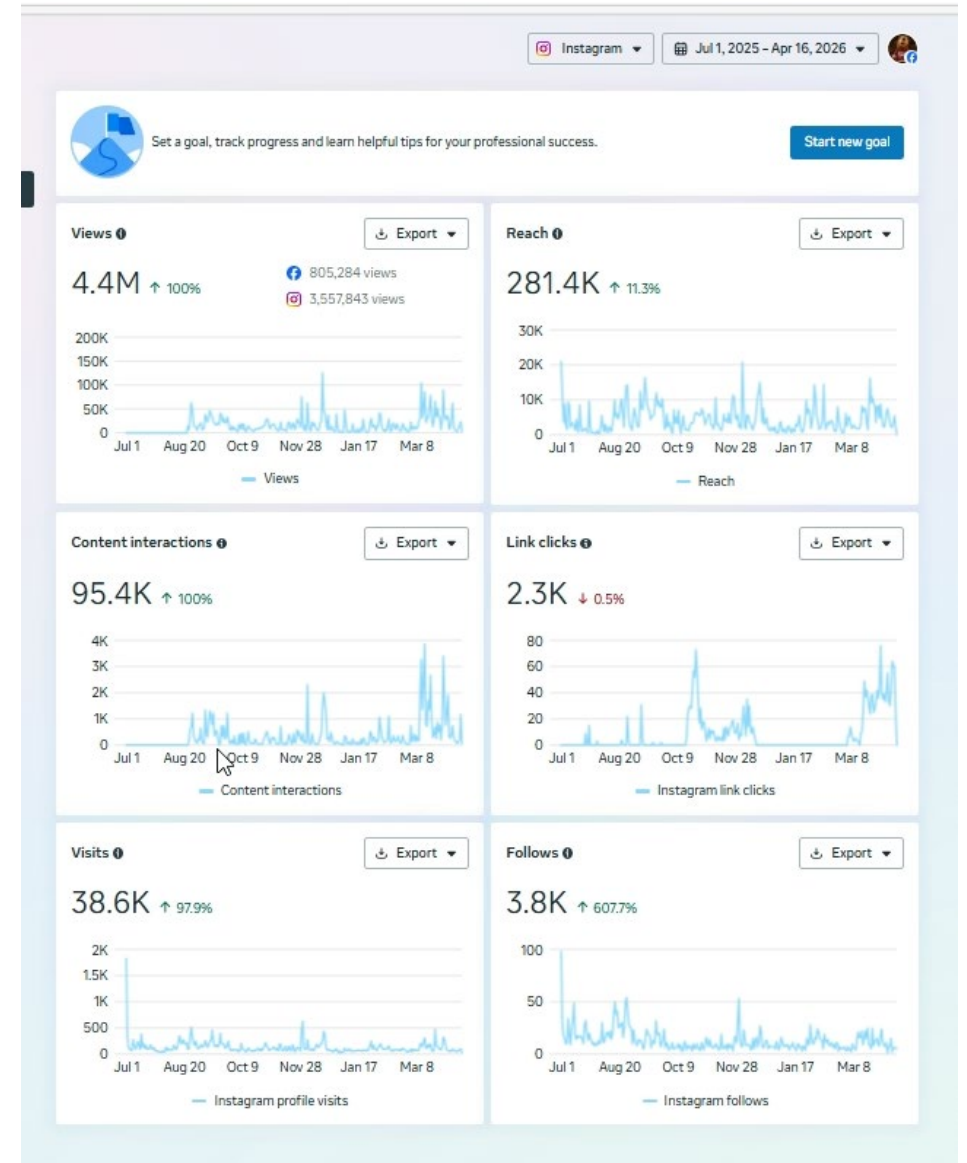
# Brand Awareness

- Year-over-Year TV growth in Football
  - 644,000 viewers – Xbox Bowl
  - 338,075 viewers – at MTSU
  - Averaged 53 minutes/viewer
- Social Media growth
  - Facebook interactions +50%
  - Instagram interactions (+100%)
    - Nearly doubled
- Key market Billboard Campaigns




# Brand Awareness

- Year-over-Year TV growth in Football
- Social Media growth
  - Facebook interactions +50%
  - Instagram interactions (+100%)
    - Nearly doubled
- Key market Billboard Campaigns



# Brand Awareness

- Year-over-Year TV growth in Football
- Social Media growth
  - Facebook interactions +50%
  - Instagram interactions (+100%)
    - Nearly doubled
- Key market Billboard Campaigns



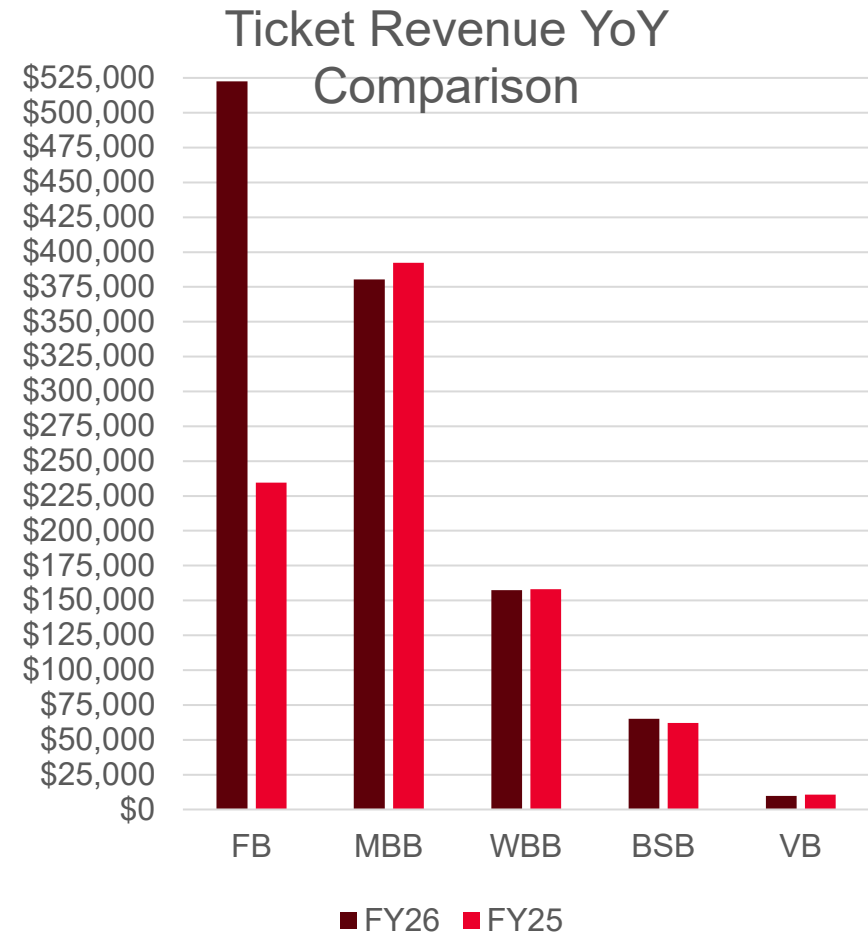
# Event Success

- Baseball vs. Arkansas
  - 4<sup>th</sup> Largest Crowd in School History – 6,538 fans
- Football
  - Student Attendance: 13,286 (+84.8%)
  - Total Attendance: 69,279 (+43.4%)



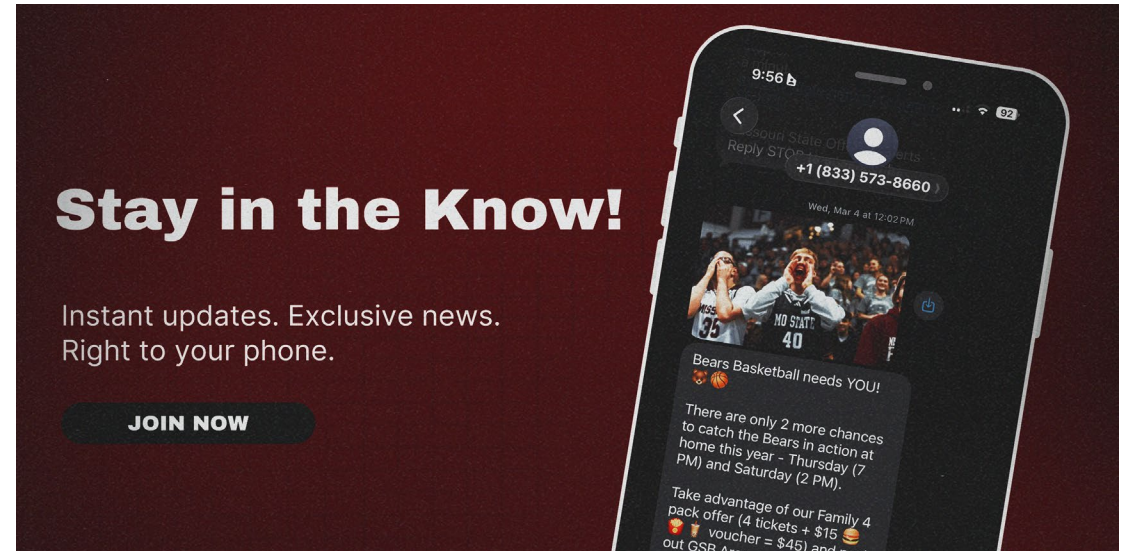
# Revenues

- \$1.13 M in Ticket Revenue (95% to goal)
  - Baseball: \$65K (118% to goal)
  - Football: \$522K (109% to goal)
- Season tickets increase in 4 out of 5 sports
- EA Sports CFB26 royalty payout
  - 69<sup>th</sup> out of 136 schools
    - 2<sup>nd</sup> amongst Conference USA peers



# Technology & Infrastructure

- Vozzi
- Learfield Amplify
- Student email communication strategy



# What's Next?

- Paciolan
- Student Rewards App
- New Athletics Ecommerce partner
- Redesigned MissouriStateBears.com





# 2026 LEGISLATIVE SESSION – IMPACTS TO MISSOURI STATE

June 2, 2026



# BUDGET

- Flat funding for all public higher education institutions' core funding included in the Truly Agreed Upon and Finally Passed version of the budget (HB 2003)
- HB 2003 directs the MO Dept. of Higher Ed & Workforce Development to develop “an objective, formula-driven funding model for the allocation of state appropriations to public institutions of higher education...by December 1, 2026”
  - Would apply to all public 2-year and 4-years
  - Based on same funding totals currently provided to public 2-year and 4-years

# BUDGET (CONTINUED)

	Governor's Recommended Budget	House Changes	Senate Changes	TAFP Version	Signed into Law
<b>Core funding</b>	Flat funding over FY 26	+ ~\$30M for Mo State	Flat funding over FY26	Flat funding over FY26	TBD Decisions must be made by July 1
<b>New capital improvement projects for public higher ed</b>	None	None	5 new capital improvement projects, totaling \$16M	5 new capital improvement projects, totaling \$16M	TBD Decisions must be made by July 1

# POLICY

Bills that were passed by the General Assembly:

- Board of Governor residency requirement changes (HB 2896)
- Antisemitism investigations (HB 2061 – signed)
- National Guard tuition (HB 2593)
- Workforce Diploma Program sunset repeal (HB 2896)
- Agricultural Education program (HB 2896)
- Health insurance changes (HB 2372)

# POLICY (CONTINUED)

## Legislation that ultimately did not pass the General Assembly:

- Low-earning degree program restrictions
- Associate degree teacher certification
- DEI
- Prohibition on hiring individuals with H-1B visas
- Workforce Pell changes
- Dependents of disabled veterans' tuition waiver
- Degree authority for public universities
- Fast Track income eligibility change
- Restroom and dormitory access limitations
- Bright Flight changes
- Performance funding – timelines and direction on next steps
- Changes to collective bargaining processes
- Higher education liaisons for homeless and foster youth
- WorkKeys requirement

# WHAT'S NEXT

- Governor's deadline on legislation:
  - July 1 – Appropriations bills
  - July 14 – All remaining legislation
- General effective date for legislation: August 28
- DHEWD – funding model recommendation development (December 1 deadline)
- Relationship building with legislators over the interim
- Development of 2027 legislative priorities

# QUESTIONS/COMMENTS

# WRAP-UP