



**Missouri State**<sup>TM</sup>  
U N I V E R S I T Y

**REVIEW OF FY 2023  
PRO FORMA SCUF BUDGET**  
IT Council December 7, 2021

*PowerPoint Template Design by Kevin Piercy*

# CURRENT SCUF FUNDING SHARE

- **SCUF Share of Student Services Fees**

## Fall 2020 and Spring 2021

	Credit Hours						
	1 hr	2 hrs	3 hrs	4 hrs	5 hrs	6 hrs	7 hrs or more
<b>Equipment &amp; Facilities</b>							
Operating & Designated Funds							
Computer Usage	15.28	21.83	27.94	34.05	40.60	46.72	65.45

## Summer 2021

	Credit Hours			
	1 hr	2 hrs	3 hrs	4 hrs or more
<b>Student Initiatives</b>				
<b>Equipment &amp; Facilities</b>				
Operating – Designated				
Computer Usage	7.85	12.24	16.63	20.99



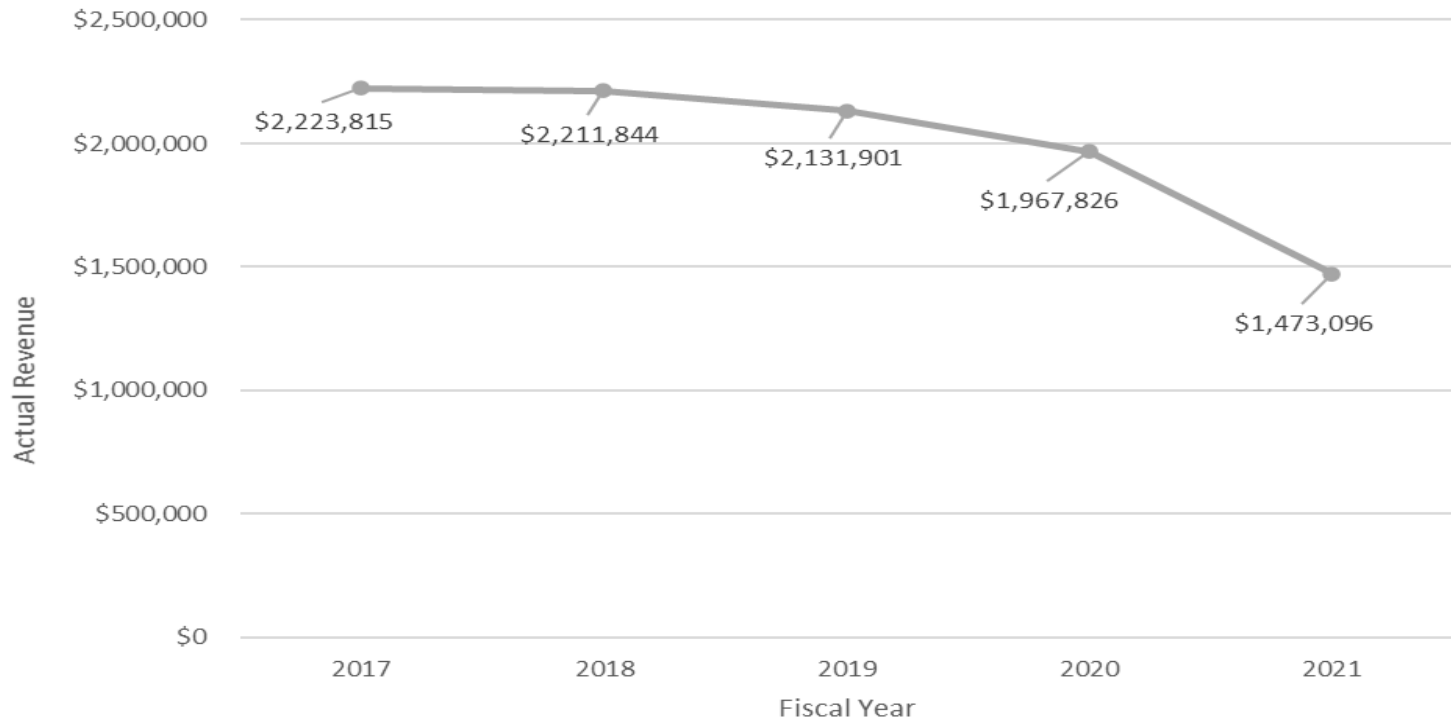
# LAST FEE INCREASE 2008 – 2009

(13 Years Ago)

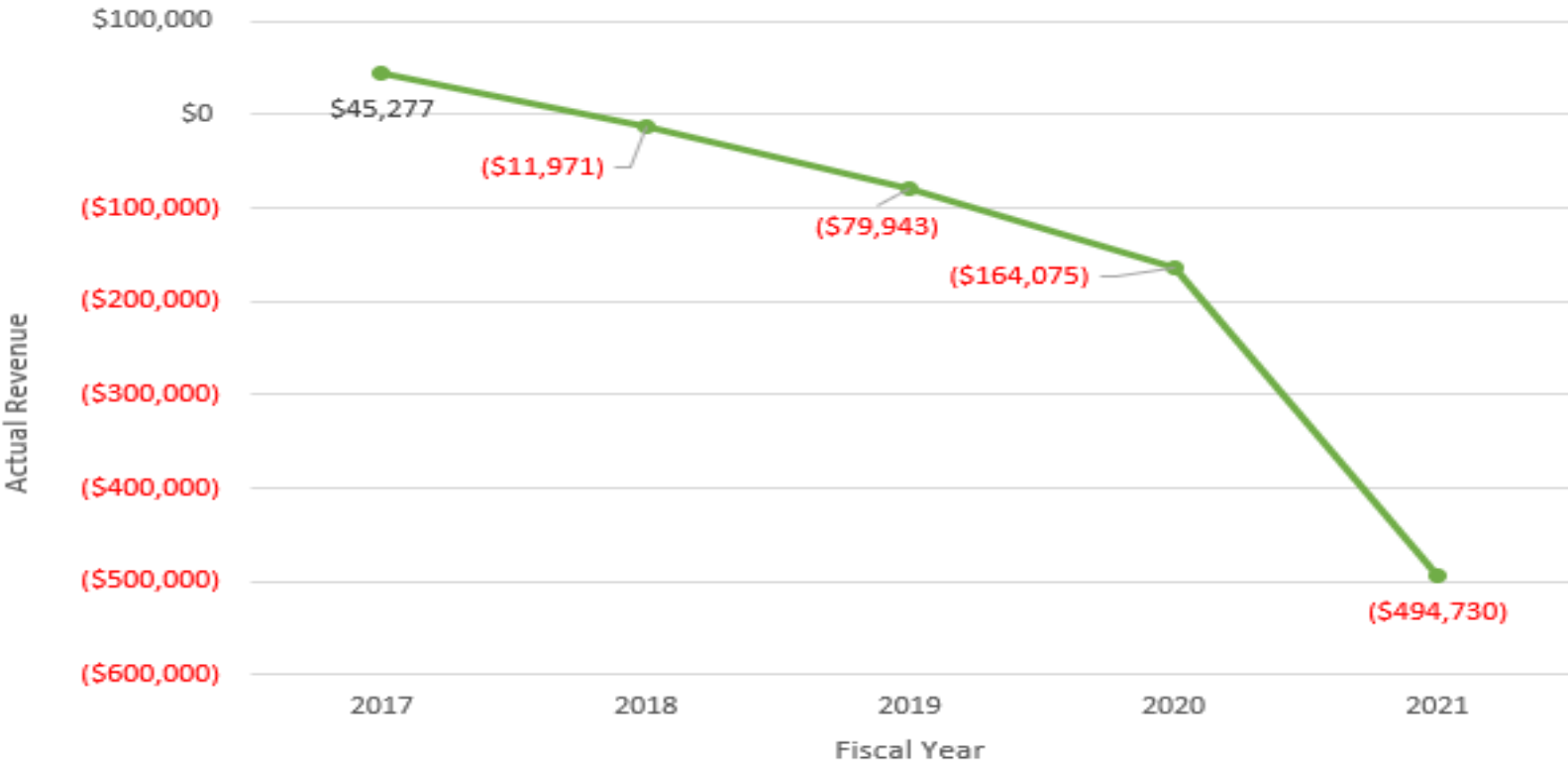
- SCUF Share of Student Services Fees

Fee Schedule, effective August 1, 2008							
<u>Student Services Fees (assessed in addition to Tuition)</u>							
<u>Fall 2008 and Spring 2009</u>							
Credit Hour	1	2	3	4	5	6	7 or more
<b>Equipment &amp; Facilities</b>	<b>35.00</b>	<b>50.00</b>	<b>64.00</b>	<b>78.00</b>	<b>93.00</b>	<b>107.00</b>	<b>148.90</b>
<i>Computer Usage</i>	<u>43.66%</u>	<u>43.66%</u>	<u>43.66%</u>	<u>43.66%</u>	<u>43.66%</u>	<u>43.66%</u>	<u>43.66%</u>
<i>in dollars</i>	15.28	21.83	27.94	34.05	40.60	46.72	65.01
<u>Summer 2009</u>							
Credit Hour	1	2	3	4 or more			
<b>Equipment &amp; Facilities</b>	<b>25.00</b>	<b>39.00</b>	<b>53.00</b>	<b>66.90</b>			
<i>Computer Usage</i>	<u>31.38%</u>	<u>31.38%</u>	<u>31.38%</u>	<u>31.38%</u>			
<i>in dollars</i>	7.85	12.24	16.63	20.99			

## Revenue



### Revenue Change from Prior Year



STUDENT COMPUTER USAGE FEE (SCUF) PROFORMA BUDGET FY 2023		
	FY 2023	FY 2022
<b>Operating Revenue</b>		
Fees	\$ 1,650,000.00	\$ 1,908,791.00
<b>Total Operating Revenue</b>	<b>\$ 1,650,000.00</b>	<b>1,908,791.00</b>
<b>Operating Expenses</b>		
Student Wages	535,789.50	508,118.00
Graduate Assistants	150,080.00	148,525.00
Centralized User Support Specialists	137,119.60	129,400.00
SCUF CENTRAL LMS - Blackboard	315,972.92	325,165.00
SCUF CENTRAL SOFTWARE	280,645.00	307,315.00
SCUF CENTRAL CLASSROOM TECH	225,000.00	225,000.00
SCUF CENTRAL COMPUTERS	187,125.00	187,125.00
SCUF CENTRAL PRINTING	130,000.00	130,000.00
SCUF CENTRAL NETWORKING STUDENT WIRELESS ACCESS	50,000.00	50,000.00
SCUF CENTRAL NETWORKING STUDENT COMPUTER LABS	113,350.00	113,350.00
SCUF CENTRAL ASSISTIVE TECHNOLOGY	50,000.00	50,000.00
College of Arts and Letters (lab & software upgrades)		43,585.00
College of Natural and Applied Sciences (Virtual Reality Headsets)		3,588.00
Career Center	2,500.00	2,500.00
SCUF Reserve	165,000.00	415,290.00
<b>Total Operating Expenses</b>	<b>2,342,582.02</b>	<b>2,638,961.00</b>
<b>Operating Income (Loss)</b>	<b>(692,582.02)</b>	<b>(730,170.00)</b>
<b>Operating Transfers</b>		
Prior Year Unused Reserve		274,585.00
Delayed Computer Purchase		270,325.00
Delayed Open Access Multimedia Lab Upgrade		65,000.00
FY 2020 Savings Student Employee Wages for Open-Access Labs and Help Desk		120,260.00
<b>Total Operating Transfers</b>	<b>-</b>	<b>730,170.00</b>
<b>Total Operating Loss and Transfers</b>	<b>(692,582.02)</b>	<b>-</b>

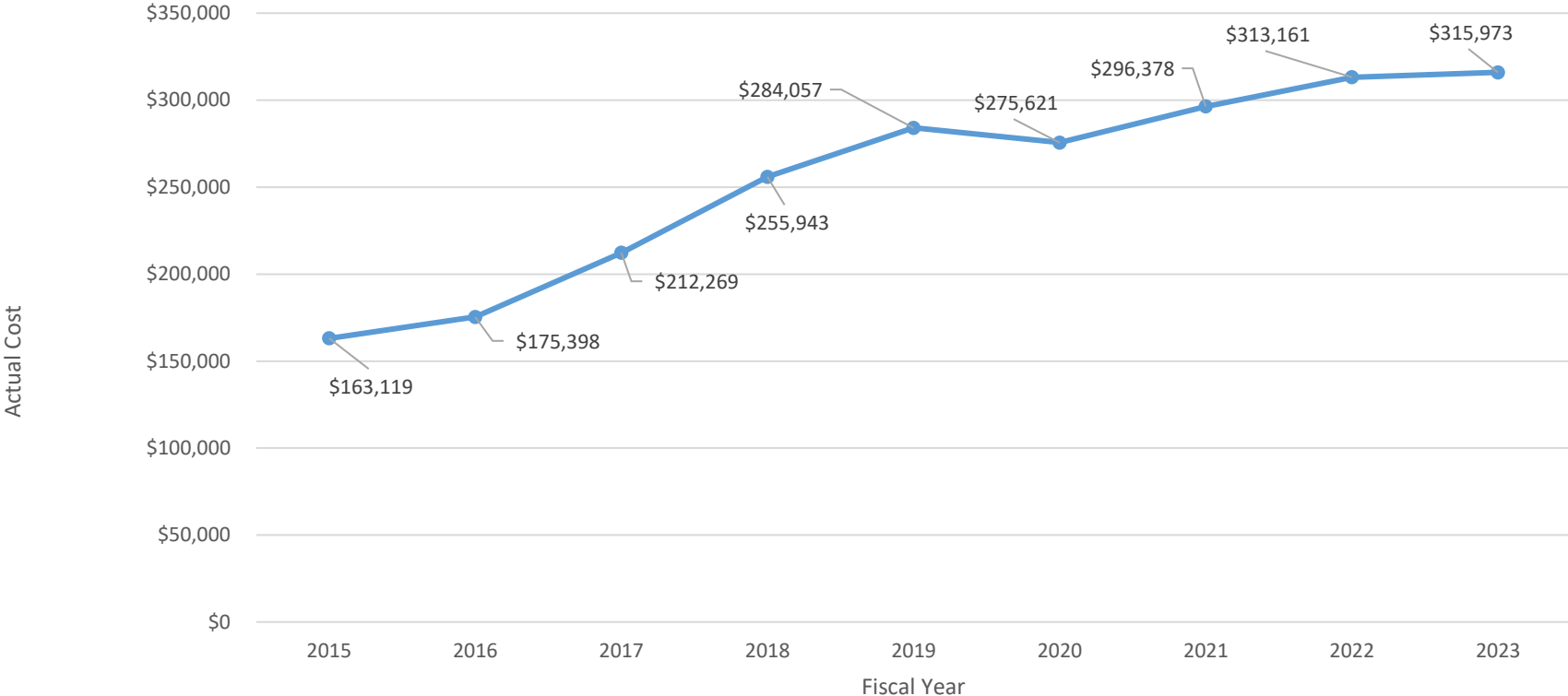
**BLACKBOARD ACTIVITY AND PROJECTION by FISCAL YEAR - SCUF ONLY**

*as of November 30, 2021*

	<u>2015</u>	<u>2016</u>	<u>2017</u>	<u>2018</u>	<u>2019</u>	<u>2020</u>	<u>2021</u>	<u>2022</u>	Projected <u>2023</u>
<b><u>Blackboard &amp; Collaborate</u></b>									
Blackboard Learn	113,975	125,398	151,824						
Blackboard Software as a Service (SaaS) Migration				202,421					
Blackboard SaaS					230,000	232,300	234,623	236,969	239,339
Storage Increase							18,000	32,000	32,000
Collaborate	49,144	50,000	60,445	53,522	54,057	43,321	43,755	44,192	44,634
<b>Total Cost Per Year</b>	<b>\$ 163,119</b>	<b>\$ 175,398</b>	<b>\$ 212,269</b>	<b>\$ 255,943</b>	<b>\$ 284,057</b>	<b>\$ 275,621</b>	<b>\$ 296,378</b>	<b>\$ 313,161</b>	<b>\$ 315,973</b>
<b>% Change 2015 to 2023</b>									<b>94%</b>



### SCUF Blackboard Cost





# Changes in Student Hours vs. Cost

**Over the last decade for SCUF-funded student employees:**

- Hours have decreased by approximately 12,000/year (20%)
- Cost has increased by approximately \$30,000/year (6%)



# Conclusion

- The SCUF fee has not increased in 13 years
- The trend for SCUF revenue is down
- The trend for SCUF expenses are up
- In past years we have balanced the budget by delaying purchases and limiting spending on innovation
- Those options will be unavailable or limited in FY 2023
- As of the date of this presentation a deficit of almost \$700,000 is projected



# Questions?

