


How do I browse, search, and register for training?

My Learning Connection is accessed through My Missouri State. After logging into My Missouri State, select the **Profile** or **Student** tab.

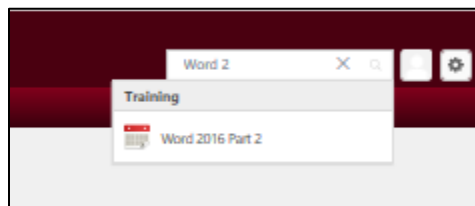
- **Profile** tab - select *My Learning Connection* located under **Professional Development**
- **Student** tab – select *My Learning Connection* located under **My Employment**

There are three ways to browse and search for training in *My Learning Connection*.

1. From the Welcome page in *My Learning Connection*, select **Browse Training**.



2. Use the search box in the upper right corner of any screen to search for trainings by name or keyword.



3. Hover over the **Learning** tab in the navigation bar and select **Browse for Training**. You will be redirected to the **Browse for Training** page.



Now it's time to register!

1. Find the training you want to register for and select the drop-down arrow next to **Select a Session**. A list of available sessions will appear.
2. Locate the session you want to enroll in and select the drop-down arrow next to **View Details**. Select **Request**.


Session Details

Thu, Jun 17, 2021, 10:00 AM - 11:00 AM CDT

Register by Wed, Jun 16, 2021, 10:00 AM CDT

Carrington Hall 110

English (US)

View Details 

Request