

# WORKFORCE DASHBOARD

<b>Full Time Staff/Faculty</b>
1410/769
<b>2179</b>

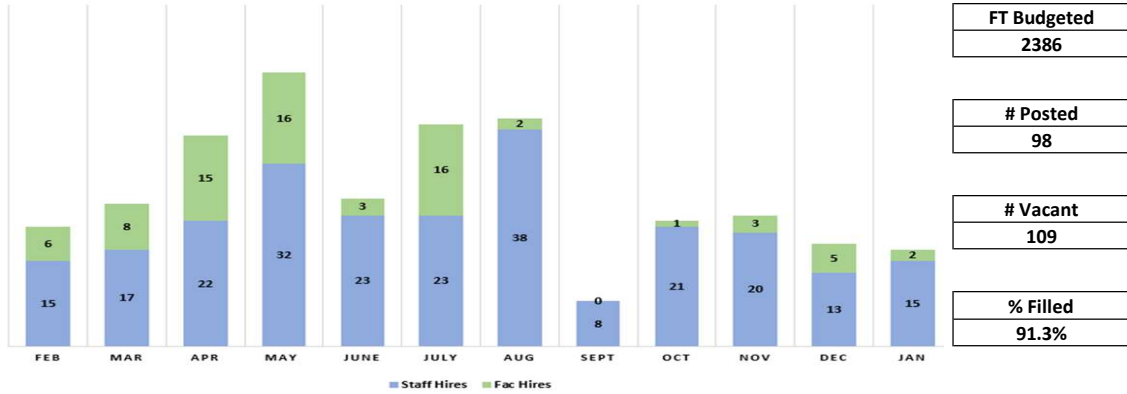
<b>Part Time/GA/TA/PC</b>
2418

<b>Student/Vol/Non EE</b>
2162

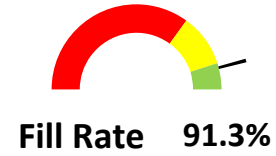
<b>Total Headcount</b>
6759

Month	Feb-24	Mar-24	Apr-24	May-24	Jun-24	Jul-24	Aug-24	Sep-24	Oct-24	Nov-24	Dec-24	Jan-25	12 Month Totals	Avg FT Head Count
FT Head Count	2131	2132	2135	2130	2126	2130	2147	2175	2173	2195	2193	2179	2154	
FT Hires	21	25	37	48	26	39	40	8	22	23	18	17	324	Total Hires

**FACULTY AND STAFF HIRES ROLLING 12-MONTH**

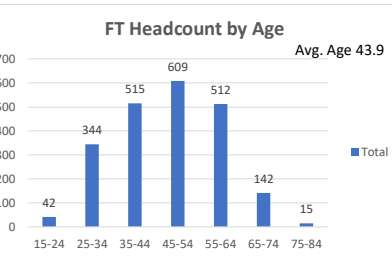
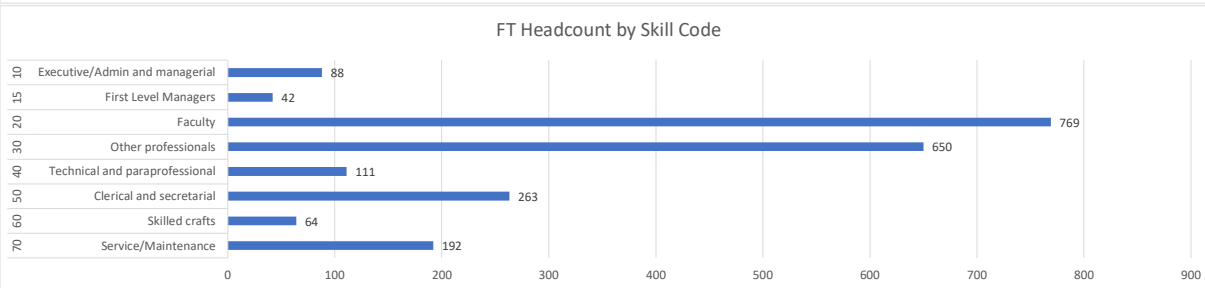
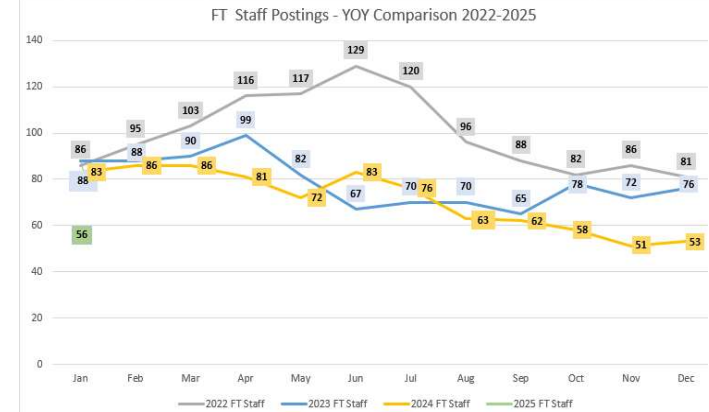
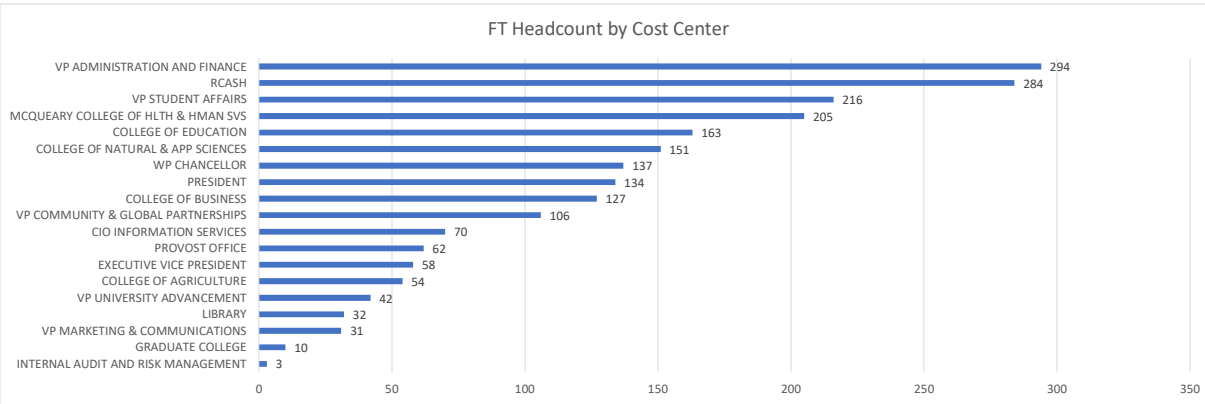
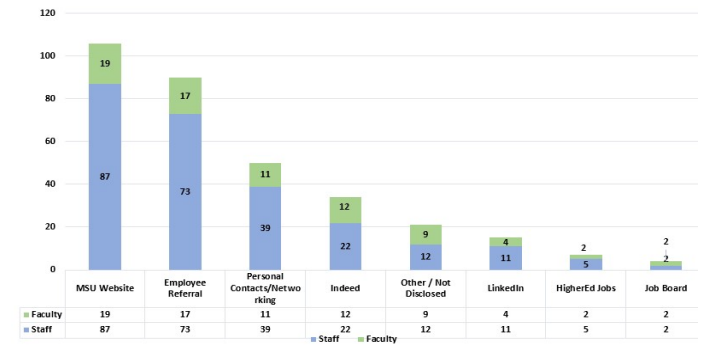


<b>FT Budgeted</b>
2386
<b># Posted</b>
98
<b># Vacant</b>
109
<b>% Filled</b>
91.3%



Target Goal: 90%

**FACULTY AND STAFF HIRE SOURCES ROLLING 12-MONTH**



<b>Avg Years of Service</b>	
FT Staff	9
FT Faculty	12
FT Average	10