

# EXIT DASHBOARD

<b>Voluntary Term</b>				<b>Retirement Only</b>				<b>Involuntary Term</b>				<b>Total Exits</b>		
122				80				17				219		
Month	Feb-24	Mar-24	Apr-24	May-24	Jun-24	Jul-24	Aug-24	Sep-24	Oct-24	Nov-24	Dec-24	Jan-25	12 Month Totals	Avg Head count
Head Count	2131	2132	2135	2130	2126	2130	2147	2156	2161	2171	2179	2170	2147	
Exits	11	12	17	18	24	52	19	9	10	4	19	24	219	Exits

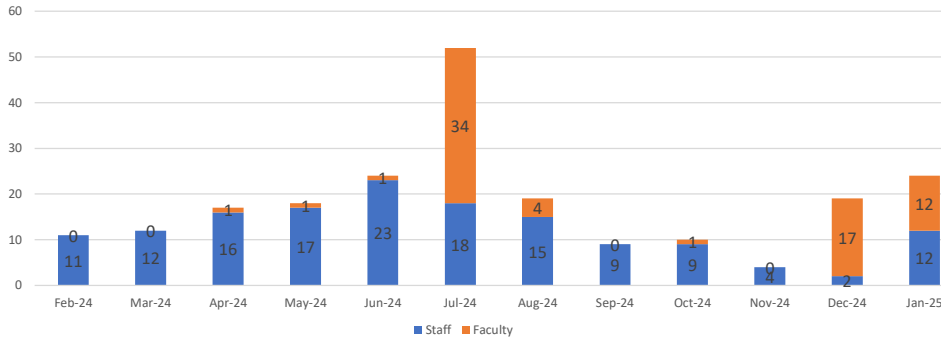
Target Goal: 90%

CUPA FT Avg. - 86%



**Retention: 89.8%**

12 Month Rolling Turnover



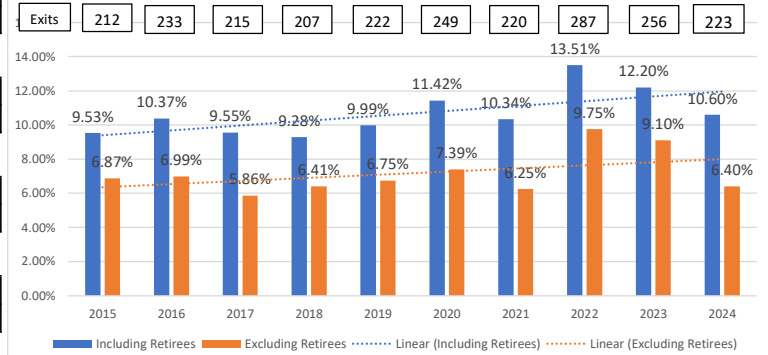
**Annual Turnover**  
10.2%

**Without Retirees**  
6.5%

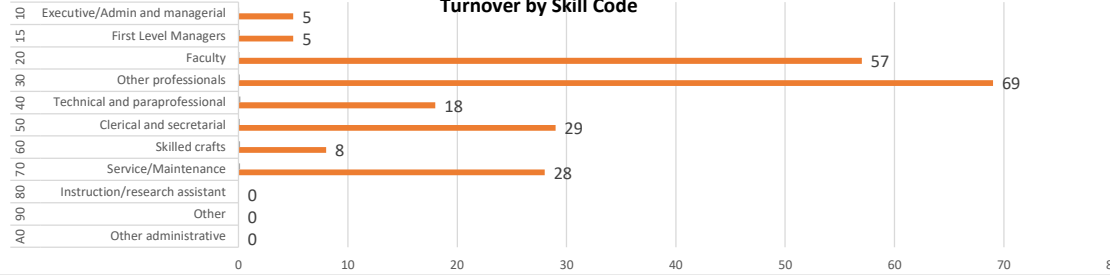
**Retirees Only**  
3.7%

**Est. Cost (\$6,500pp)**  
\$1,423,500.00

10-Year Annual Fall Turnover (Oct - Sept)

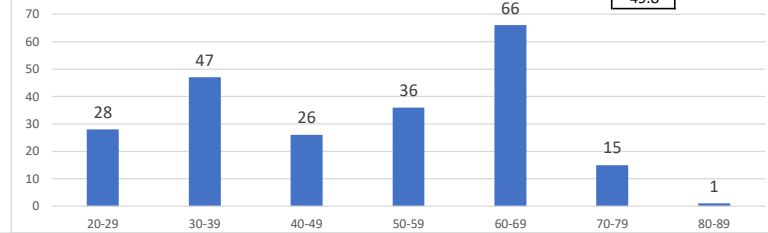


Turnover by Skill Code

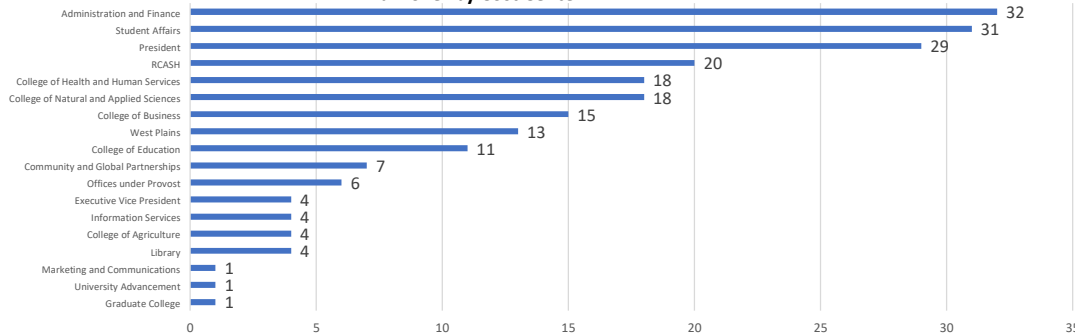


Turnover by Age

Average Age  
49.8



Turnover by Cost Center



Resignation Reason and Average Years of Service

\*This chart does not include involuntary terms or retiree data

