

# EXIT DASHBOARD

<b>Voluntary Term</b>			<b>Retirement Only</b>				<b>Involuntary Term</b>				<b>Total Exits</b>			
129			91				30				250			
Month	May-25	Jun-25	Jul-25	Aug-25	Sep-25	Oct-25	Nov-25	Dec-25	Jan-26	Feb-26	Mar-26	Apr-26	12 Month Totals	Avg Head count
Head Count	2155	2150	2155	2178	2183	2180	2176	2165	2148	2136	2133	2129	2157	
Exits	17	33	48	16	10	12	9	21	42	13	17	12	250	Exits

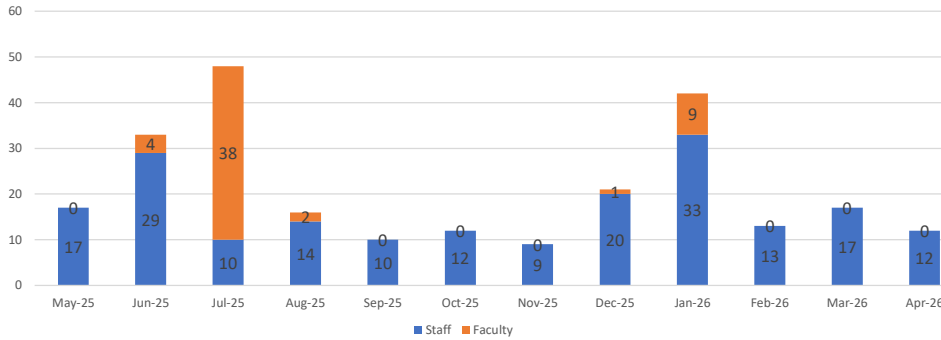
Target Goal: 90%

CUPA FT Avg. - 86%



**Retention: 88.4%**

12 Month Rolling Turnover



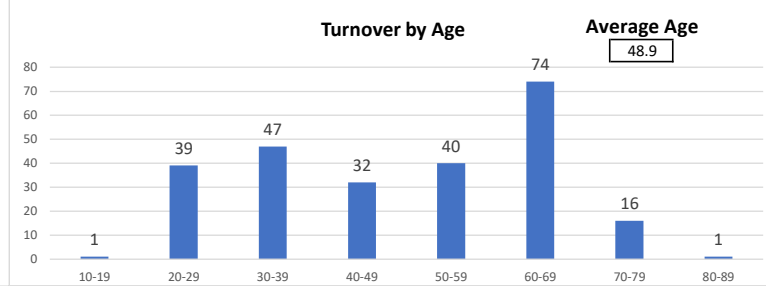
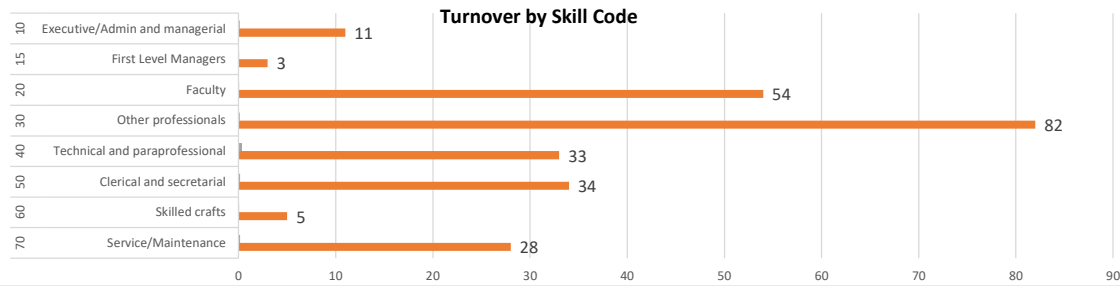
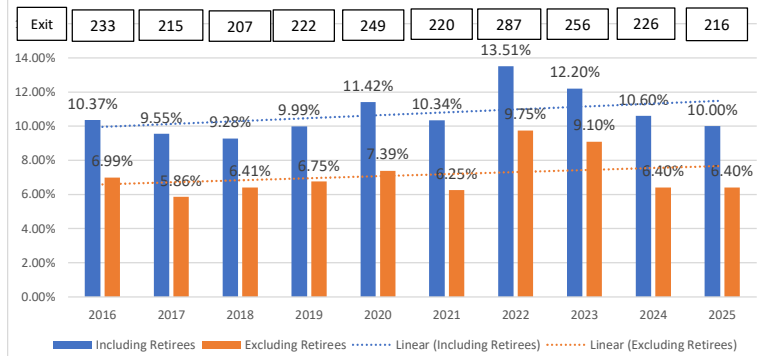
**Annual Turnover**  
11.6%

**Without Retirees**  
7.4%

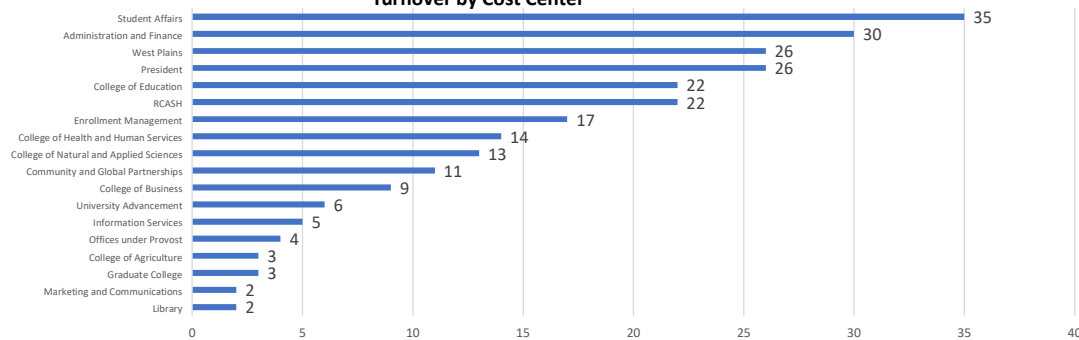
**Retirees Only**  
4.2%

**Est. Cost (\$6,500pp)**  
\$1,625,000.00

10-Year Annual Fall Turnover (Oct - Sept)



Turnover by Cost Center



Resignation Reason and Average Years of Service

\*This chart does not include involuntary terms or retiree data

