

Disaggregated Dean Report

Committee on Faculty Concerns 2017-2018

Table of Contents

College	Pages
CHPA	1-14
CHHS	15-28
CNAS	29-42
COAL	43-56
COB	57-70
COE	71-85
Not Specified	86
Other (Ag and Lib)	87

College = CHPS

Descriptive Statistics^a

	N	Minimum	Maximum	Mean	Std. Deviation
Dean is effective leader	16	1	5	3.50	1.506
College goals are aligned...	16	1	5	3.81	1.424
Sound plans for goals	16	1	5	3.75	1.571
Challenges identified & addressed	16	1	5	3.75	1.483
Collaborative decision-making...	16	1	5	3.50	1.461
Quality ideas supported	16	1	5	3.63	1.455
Favortism does not guide...	16	1	5	3.69	1.493
Climate of fairness promoted	16	1	5	3.44	1.548
Administration runs efficiently	16	1	5	3.81	1.377
Meetings effectively advance college	16	1	5	3.50	1.506
Monies are wisely spent	16	1	5	3.56	1.315
Accurate and timely information	16	1	5	3.81	1.471
Transparent budgeting	16	1	5	3.81	1.276
Strong support staff	16	1	5	4.19	1.047
Valid N (listwise)	16				

a. College = CHPS

CHPS - 1

College = CHPS

Statistics^a

		Dean is effective leader	College goals are aligned...	Sound plans for goals	Challenges identified & addressed	Collaborative decision-making...
N	Valid	16	16	16	16	16
	Missing	0	0	0	0	0

Statistics^a

		Quality ideas supported	Favoritism does not guide...	Climate of fairness promoted	Administration runs efficiently	Meetings effectively advance college
N	Valid	16	16	16	16	16
	Missing	0	0	0	0	0

Statistics^a

		Monies are wisely spent	Accurate and timely information	Transparent budgeting	Strong support staff
N	Valid	16	16	16	16
	Missing	0	0	0	0

a. College = CHPS

Frequency Tables: CHPS

Dean is effective leader^a

	Frequency	Percent	Valid Percent	Cumulative Percent
Valid Strongly Disagree	3	18.8	18.8	18.8
Disagree	1	6.3	6.3	25.0
Neutral	2	12.5	12.5	37.5
Agree	5	31.3	31.3	68.8
Strongly Agree	5	31.3	31.3	100.0
Total	16	100.0	100.0	

a. College = CHPS

College goals are aligned...^a

	Frequency	Percent	Valid Percent	Cumulative Percent
Valid Strongly Disagree	2	12.5	12.5	12.5
Disagree	1	6.3	6.3	18.8
Neutral	2	12.5	12.5	31.3
Agree	4	25.0	25.0	56.3
Strongly Agree	7	43.8	43.8	100.0
Total	16	100.0	100.0	

a. College = CHPS

Sound plans for goals^a

	Frequency	Percent	Valid Percent	Cumulative Percent
Valid Strongly Disagree	3	18.8	18.8	18.8
Disagree	1	6.3	6.3	25.0
Agree	5	31.3	31.3	56.3
Strongly Agree	7	43.8	43.8	100.0
Total	16	100.0	100.0	

a. College = CHPS

Challenges identified & addressed^a

	Frequency	Percent	Valid Percent	Cumulative Percent
Valid Strongly Disagree	2	12.5	12.5	12.5
Disagree	2	12.5	12.5	25.0
Neutral	1	6.3	6.3	31.3
Agree	4	25.0	25.0	56.3
Strongly Agree	7	43.8	43.8	100.0
Total	16	100.0	100.0	

a. College = CHPS

Collaborative decision-making...^a

	Frequency	Percent	Valid Percent	Cumulative Percent
Valid Strongly Disagree	2	12.5	12.5	12.5
Disagree	3	18.8	18.8	31.3
Neutral	1	6.3	6.3	37.5
Agree	5	31.3	31.3	68.8
Strongly Agree	5	31.3	31.3	100.0
Total	16	100.0	100.0	

a. College = CHPS

Quality ideas supported^a

	Frequency	Percent	Valid Percent	Cumulative Percent
Valid Strongly Disagree	2	12.5	12.5	12.5
Disagree	2	12.5	12.5	25.0
Neutral	2	12.5	12.5	37.5
Agree	4	25.0	25.0	62.5
Strongly Agree	6	37.5	37.5	100.0
Total	16	100.0	100.0	

a. College = CHPS

Favortism does not guide...^a

	Frequency	Percent	Valid Percent	Cumulative Percent
Valid Strongly Disagree	3	18.8	18.8	18.8
Neutral	2	12.5	12.5	31.3
Agree	5	31.3	31.3	62.5
Strongly Agree	6	37.5	37.5	100.0
Total	16	100.0	100.0	

a. College = CHPS

Climate of fairness promoted^a

	Frequency	Percent	Valid Percent	Cumulative Percent
Valid Strongly Disagree	3	18.8	18.8	18.8
Disagree	1	6.3	6.3	25.0
Neutral	4	25.0	25.0	50.0
Agree	2	12.5	12.5	62.5
Strongly Agree	6	37.5	37.5	100.0
Total	16	100.0	100.0	

a. College = CHPS

Administration runs efficiently^a

	Frequency	Percent	Valid Percent	Cumulative Percent
Valid Strongly Disagree	2	12.5	12.5	12.5
Disagree	1	6.3	6.3	18.8
Neutral	1	6.3	6.3	25.0
Agree	6	37.5	37.5	62.5
Strongly Agree	6	37.5	37.5	100.0
Total	16	100.0	100.0	

a. College = CHPS

Meetings effectively advance college^a

	Frequency	Percent	Valid Percent	Cumulative Percent
Valid Strongly Disagree	2	12.5	12.5	12.5
Disagree	3	18.8	18.8	31.3
Neutral	2	12.5	12.5	43.8
Agree	3	18.8	18.8	62.5
Strongly Agree	6	37.5	37.5	100.0
Total	16	100.0	100.0	

a. College = CHPS

Monies are wisely spent^a

	Frequency	Percent	Valid Percent	Cumulative Percent
Valid Strongly Disagree	2	12.5	12.5	12.5
Disagree	1	6.3	6.3	18.8
Neutral	3	18.8	18.8	37.5
Agree	6	37.5	37.5	75.0
Strongly Agree	4	25.0	25.0	100.0
Total	16	100.0	100.0	

a. College = CHPS

Accurate and timely information^a

	Frequency	Percent	Valid Percent	Cumulative Percent
Valid Strongly Disagree	2	12.5	12.5	12.5
Disagree	2	12.5	12.5	25.0
Agree	5	31.3	31.3	56.3
Strongly Agree	7	43.8	43.8	100.0
Total	16	100.0	100.0	

a. College = CHPS

Transparent budgeting^a

		Frequency	Percent	Valid Percent	Cumulative Percent
Valid	Strongly Disagree	2	12.5	12.5	12.5
	Neutral	2	12.5	12.5	25.0
	Agree	7	43.8	43.8	68.8
	Strongly Agree	5	31.3	31.3	100.0
	Total	16	100.0	100.0	

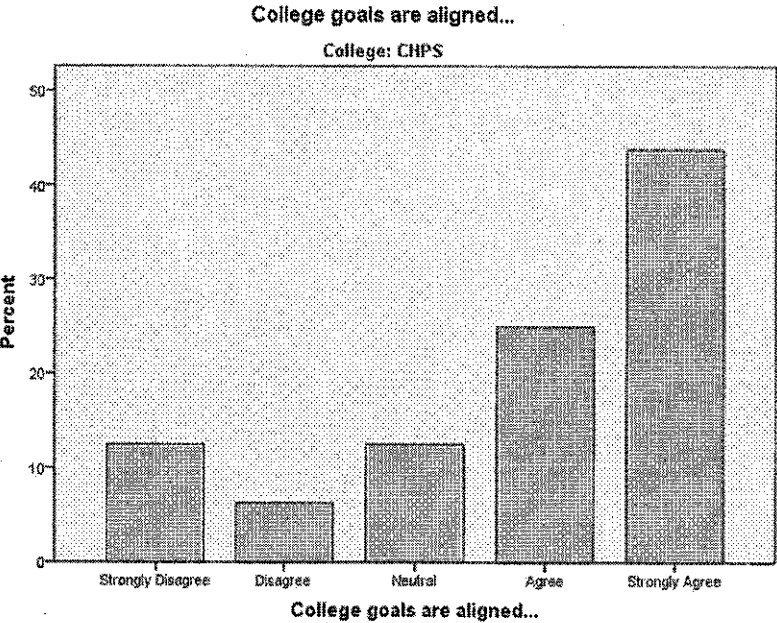
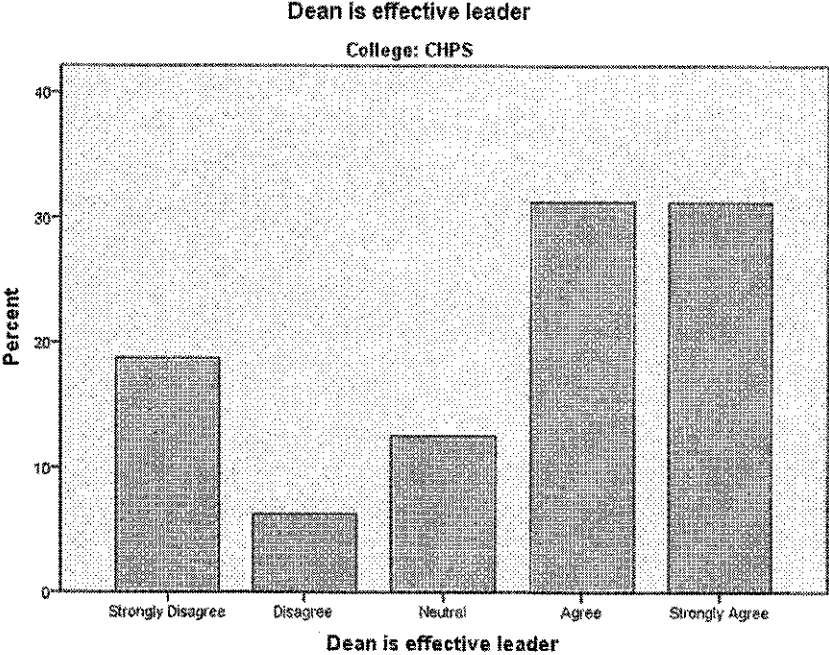
a. College = CHPS

Strong support staff^a

		Frequency	Percent	Valid Percent	Cumulative Percent
Valid	Strongly Disagree	1	6.3	6.3	6.3
	Neutral	1	6.3	6.3	12.5
	Agree	7	43.8	43.8	56.3
	Strongly Agree	7	43.8	43.8	100.0
	Total	16	100.0	100.0	

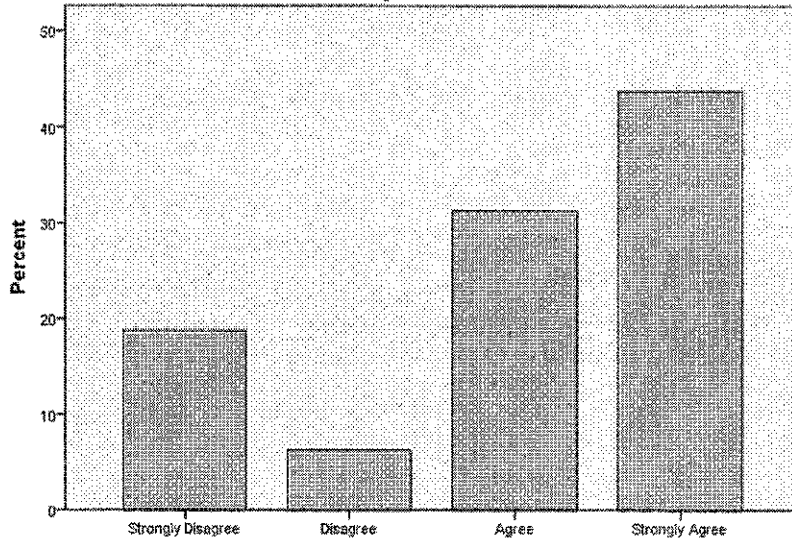
a. College = CHPS

Bar Charts: CHPS



Sound plans for goals

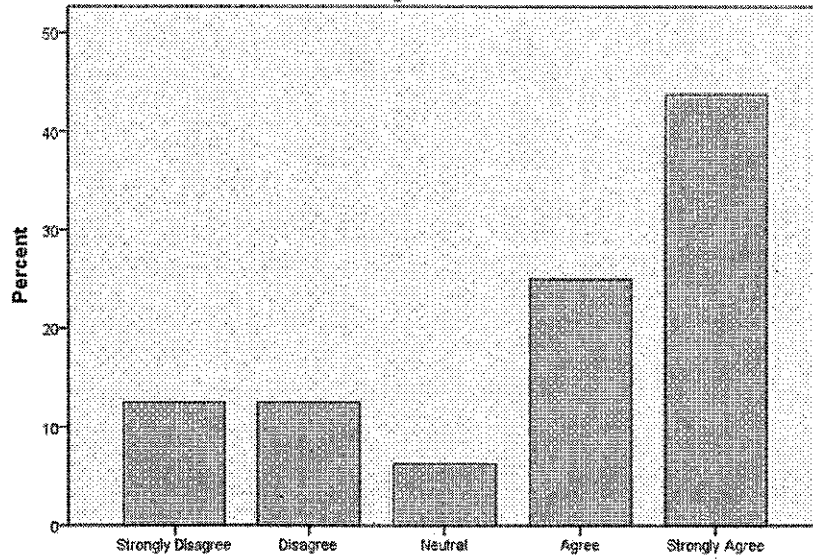
College: CHPS



Sound plans for goals

Challenges identified & addressed

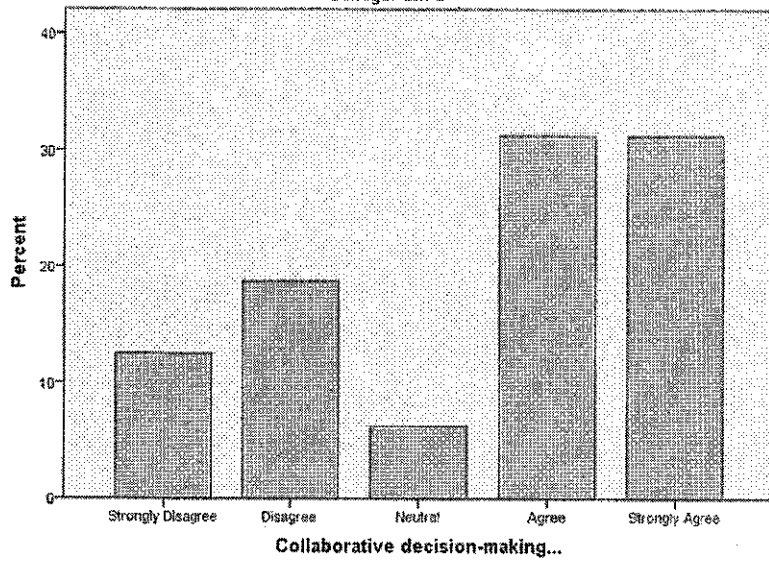
College: CHPS



Challenges identified & addressed

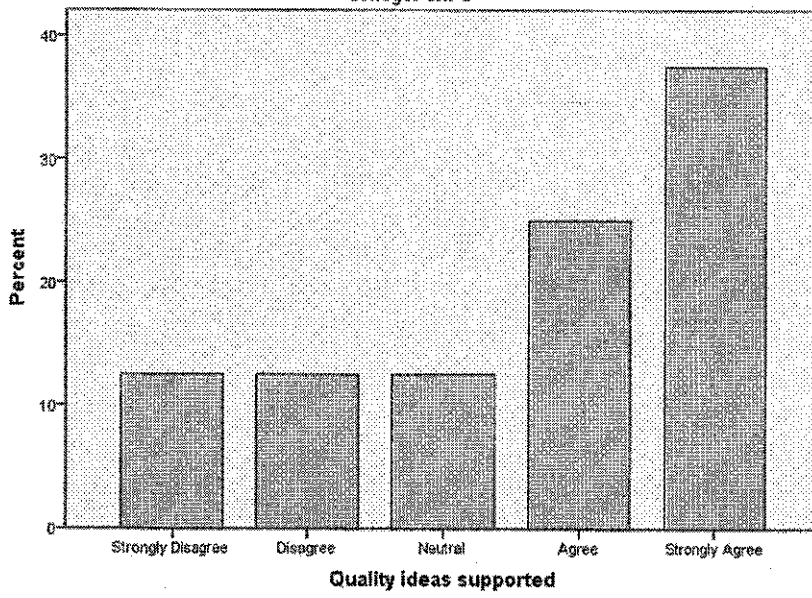
Collaborative decision-making...

College: CHPS



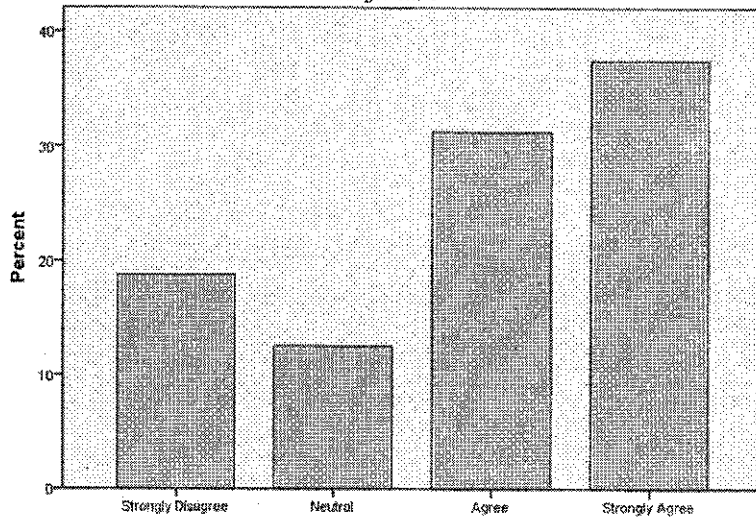
Quality ideas supported

College: CHPS



Favortism does not guide...

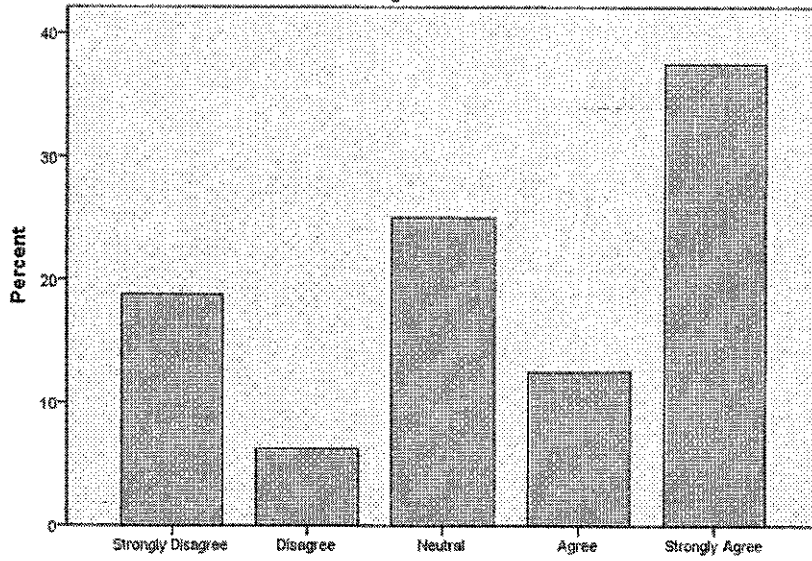
College: CHPS



Favortism does not guide...

Climate of fairness promoted

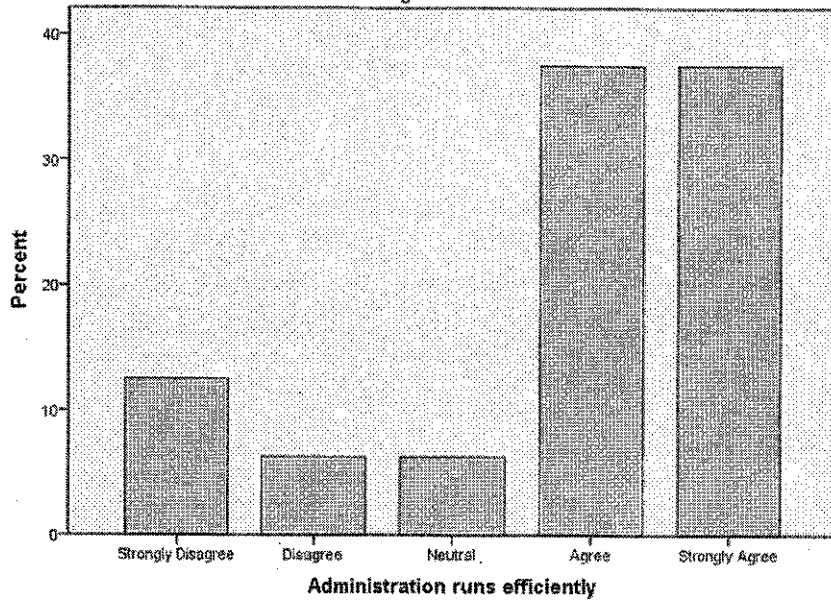
College: CHPS



Climate of fairness promoted

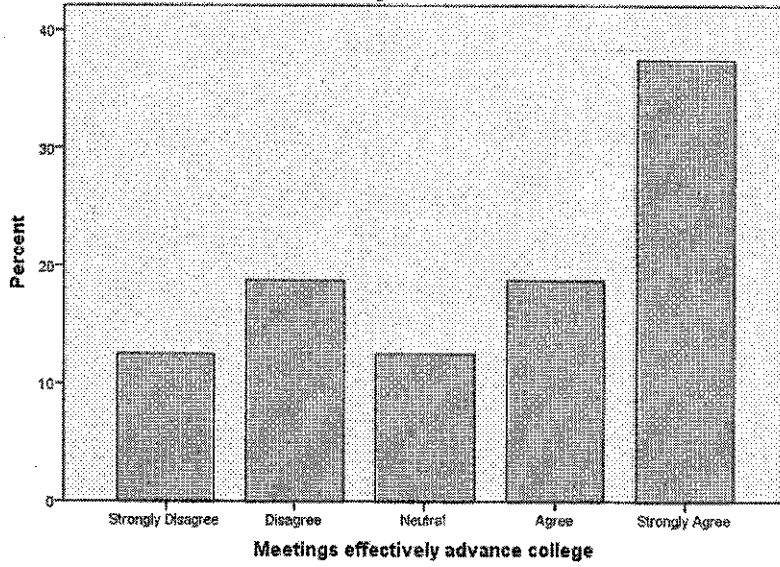
Administration runs efficiently

College: CHPS



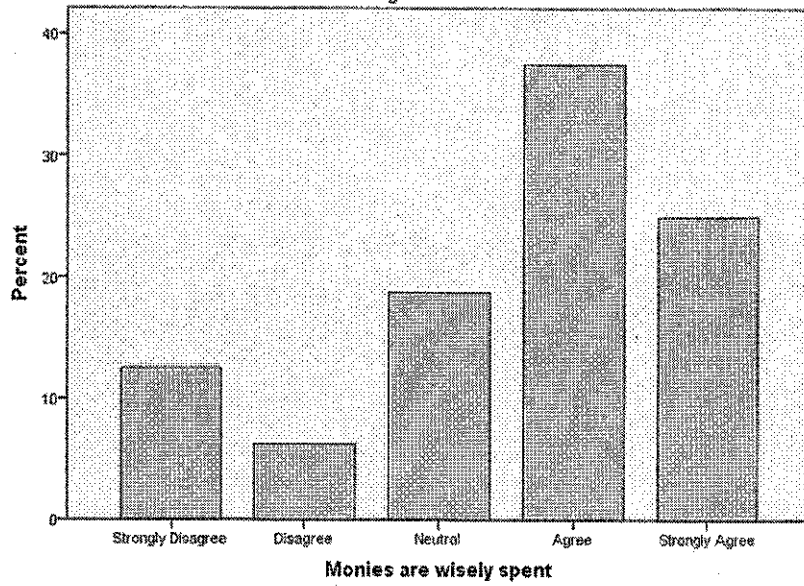
Meetings effectively advance college

College: CHPS



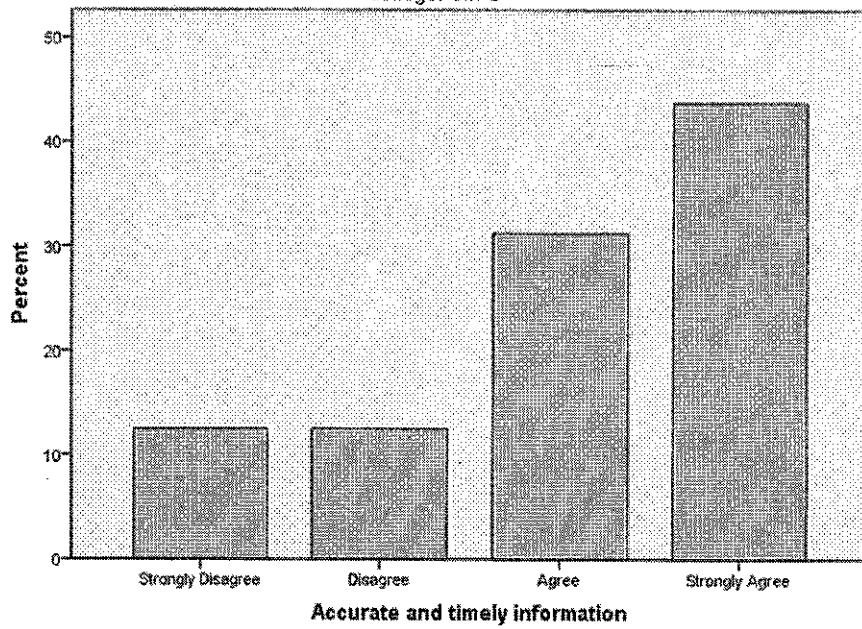
Monies are wisely spent

College: CHPS



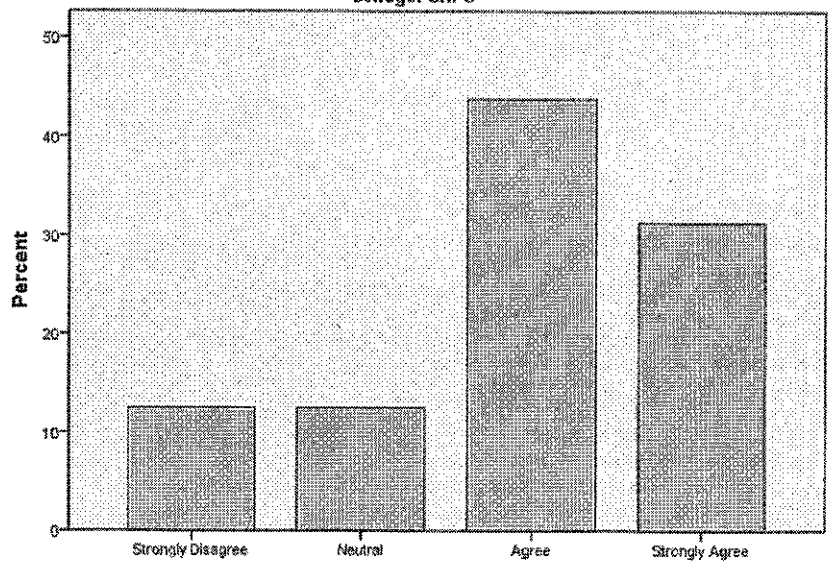
Accurate and timely information

College: CHPS



Transparent budgeting

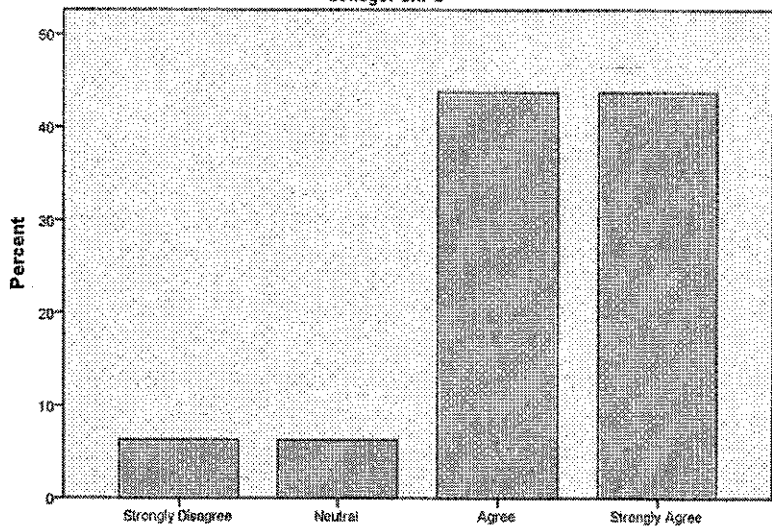
College: CHPS



Transparent budgeting

Strong support staff

College: CHPS



Strong support staff

College = CHHS

Descriptive Statistics^a

	N	Minimum	Maximum	Mean	Std. Deviation
Dean is effective leader	48	1	5	2.69	1.461
College goals are aligned...	47	1	5	3.57	1.247
Sound plans for goals	46	1	5	3.22	1.228
Challenges identified & addressed	47	1	5	3.26	1.310
Collaborative decision-making...	47	1	5	2.64	1.326
Quality ideas supported	46	1	5	2.91	1.427
Favoritism does not guide...	45	1	5	2.91	1.411
Climate of fairness promoted	46	1	5	2.65	1.303
Administration runs efficiently	46	1	5	3.43	1.259
Meetings effectively advance college	45	1	5	3.13	1.290
Monies are wisely spent	46	1	5	3.37	1.123
Accurate and timely information	46	1	5	3.24	1.320
Transparent budgeting	47	1	5	2.89	1.448
Strong support staff	47	1	5	3.89	1.108
Valid N (listwise)	41				

a. College = CHHS

College = CHHS

Statistics^a

		Dean is effective leader	College goals are aligned...	Sound plans for goals	Challenges identified & addressed	Collaborative decision-making...
N	Valid	48	47	46	47	47
	Missing	0	1	2	1	1

Statistics^a

		Quality ideas supported	Favortism does not guide...	Climate of fairness promoted	Administration runs efficiently	Meetings effectively advance college
N	Valid	46	45	46	46	45
	Missing	2	3	2	2	3

Statistics^a

		Monies are wisely spent	Accurate and timely information	Transparent budgeting	Strong support staff
N	Valid	46	46	47	47
	Missing	2	2	1	1

a. College = CHHS

Frequency Tables: CHHS

Dean is effective leader^a

		Frequency	Percent	Valid Percent	Cumulative Percent
Valid	Strongly Disagree	14	29.2	29.2	29.2
	Disagree	11	22.9	22.9	52.1
	Neutral	6	12.5	12.5	64.6
	Agree	10	20.8	20.8	85.4
	Strongly Agree	7	14.6	14.6	100.0
	Total	48	100.0	100.0	

a. College = CHHS

College goals are aligned...^a

		Frequency	Percent	Valid Percent	Cumulative Percent
Valid	Strongly Disagree	6	12.5	12.8	12.8
	Disagree	2	4.2	4.3	17.0
	Neutral	8	16.7	17.0	34.0
	Agree	21	43.8	44.7	78.7
	Strongly Agree	10	20.8	21.3	100.0
	Total	47	97.9	100.0	
Missing	System	1	2.1		
Total		48	100.0		

a. College = CHHS

Sound plans for goals^a

		Frequency	Percent	Valid Percent	Cumulative Percent
Valid	Strongly Disagree	6	12.5	13.0	13.0
	Disagree	4	8.3	8.7	21.7
	Neutral	18	37.5	39.1	60.9
	Agree	10	20.8	21.7	82.6
	Strongly Agree	8	16.7	17.4	100.0
	Total	46	95.8	100.0	
Missing	System	2	4.2		
Total		48	100.0		

Challenges identified & addressed^a

		Frequency	Percent	Valid Percent	Cum. Percent
Valid	Strongly Disagree	7	14.6	14.9	14.9
	Disagree	6	12.5	12.8	27.7
	Neutral	10	20.8	21.3	48.9
	Agree	16	33.3	34.0	83.0
	Strongly Agree	8	16.7	17.0	100.0
	Total	47	97.9	100.0	
Missing	System	1	2.1		
Total		48	100.0		

a. College = CHHS

Collaborative decision-making...^a

		Frequency	Percent	Valid Percent	Cumulative Percent
Valid	Strongly Disagree	12	25.0	25.5	25.5
	Disagree	11	22.9	23.4	48.9
	Neutral	11	22.9	23.4	72.3
	Agree	8	16.7	17.0	89.4
	Strongly Agree	5	10.4	10.6	100.0
	Total	47	97.9	100.0	
Missing	System	1	2.1		
Total		48	100.0		

a. College = CHHS

Quality ideas supported^a

		Frequency	Percent	Valid Percent	Cumulative Percent
Valid	Strongly Disagree	13	27.1	28.3	28.3
	Disagree	2	4.2	4.3	32.6
	Neutral	14	29.2	30.4	63.0
	Agree	10	20.8	21.7	84.8
	Strongly Agree	7	14.6	15.2	100.0
	Total	46	95.8	100.0	
Missing	System	2	4.2		
Total		48	100.0		

Favortism does not guide...^a

		Frequency	Percent	Valid Percent	Cumulative Percent
Valid	Strongly Disagree	10	20.8	22.2	22.2
	Disagree	7	14.6	15.6	37.8
	Neutral	14	29.2	31.1	68.9
	Agree	5	10.4	11.1	80.0
	Strongly Agree	9	18.8	20.0	100.0
	Total	45	93.8	100.0	
Missing	System	3	6.3		
Total		48	100.0		

a. College = CHHS

Climate of fairness promoted^a

		Frequency	Percent	Valid Percent	Cumulative Percent
Valid	Strongly Disagree	11	22.9	23.9	23.9
	Disagree	11	22.9	23.9	47.8
	Neutral	12	25.0	26.1	73.9
	Agree	7	14.6	15.2	89.1
	Strongly Agree	5	10.4	10.9	100.0
	Total	46	95.8	100.0	
Missing	System	2	4.2		
Total		48	100.0		

a. College = CHHS

Administration runs efficiently^a

		Frequency	Percent	Valid Percent	Cumulative Percent
Valid	Strongly Disagree	6	12.5	13.0	13.0
	Disagree	3	6.3	6.5	19.6
	Neutral	11	22.9	23.9	43.5
	Agree	17	35.4	37.0	80.4
	Strongly Agree	9	18.8	19.6	100.0
	Total	46	95.8	100.0	
Missing	System	2	4.2		
Total		48	100.0		

Meetings effectively advance college^a

		Frequency	Percent	Valid Percent	Cumulative Percent
Valid	Strongly Disagree	6	12.5	13.3	13.3
	Disagree	8	16.7	17.8	31.1
	Neutral	13	27.1	28.9	60.0
	Agree	10	20.8	22.2	82.2
	Strongly Agree	8	16.7	17.8	100.0
	Total	45	93.8	100.0	
Missing	System	3	6.3		
Total		48	100.0		

a. College = CHHS

Monies are wisely spent^a

		Frequency	Percent	Valid Percent	Cumulative Percent
Valid	Strongly Disagree	4	8.3	8.7	8.7
	Disagree	3	6.3	6.5	15.2
	Neutral	19	39.6	41.3	56.5
	Agree	12	25.0	26.1	82.6
	Strongly Agree	8	16.7	17.4	100.0
	Total	46	95.8	100.0	
Missing	System	2	4.2		
Total		48	100.0		

a. College = CHHS

Accurate and timely information^a

		Frequency	Percent	Valid Percent	Cumulative Percent
Valid	Strongly Disagree	7	14.6	15.2	15.2
	Disagree	6	12.5	13.0	28.3
	Neutral	10	20.8	21.7	50.0
	Agree	15	31.3	32.6	82.6
	Strongly Agree	8	16.7	17.4	100.0
	Total	46	95.8	100.0	
Missing	System	2	4.2		
Total		48	100.0		

Transparent budgeting^a

		Frequency	Percent	Valid Percent	Cumulative Percent
Valid	Strongly Disagree	11	22.9	23.4	23.4
	Disagree	10	20.8	21.3	44.7
	Neutral	7	14.6	14.9	59.6
	Agree	11	22.9	23.4	83.0
	Strongly Agree	8	16.7	17.0	100.0
	Total	47	97.9	100.0	
Missing	System	1	2.1		
Total		48	100.0		

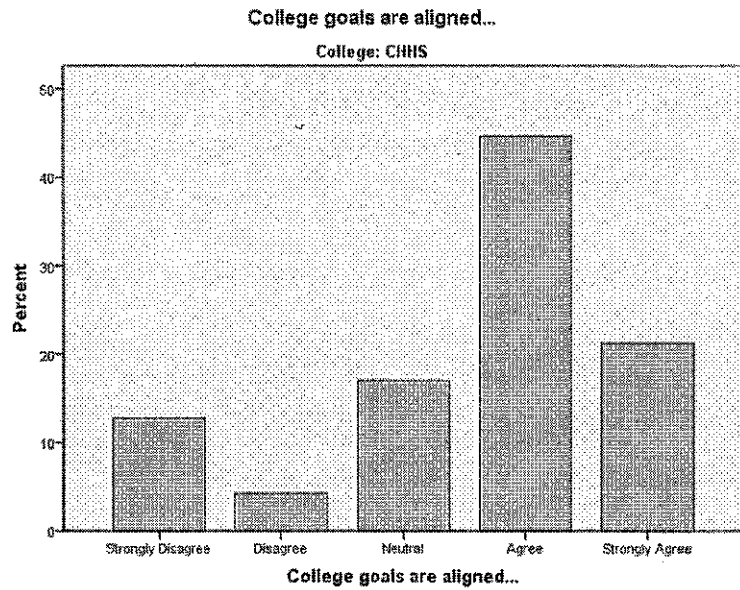
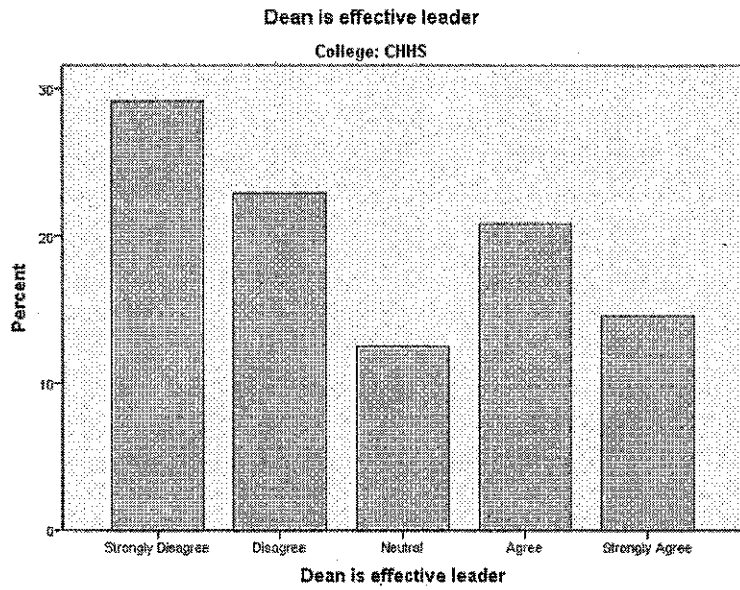
a. College = CHHS

Strong support staff^a

		Frequency	Percent	Valid Percent	Cumulative Percent
Valid	Strongly Disagree	3	6.3	6.4	6.4
	Disagree	2	4.2	4.3	10.6
	Neutral	7	14.6	14.9	25.5
	Agree	20	41.7	42.6	68.1
	Strongly Agree	15	31.3	31.9	100.0
	Total	47	97.9	100.0	
Missing	System	1	2.1		
Total		48	100.0		

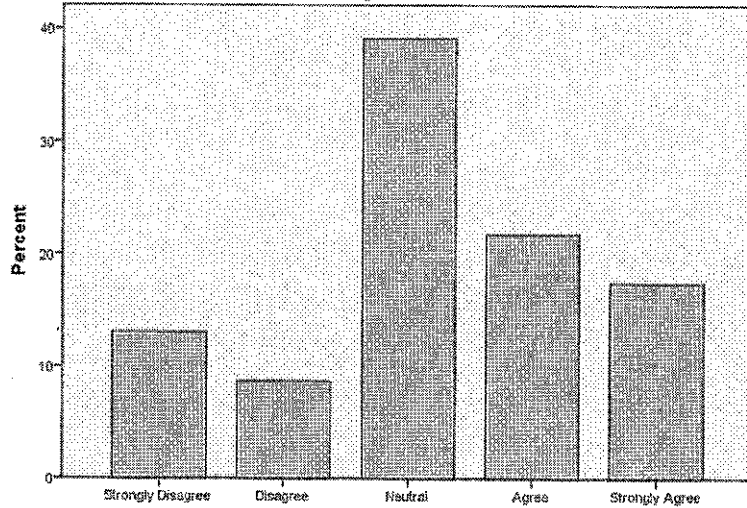
a. College = CHHS

Bar Charts for CHHS



Sound plans for goals

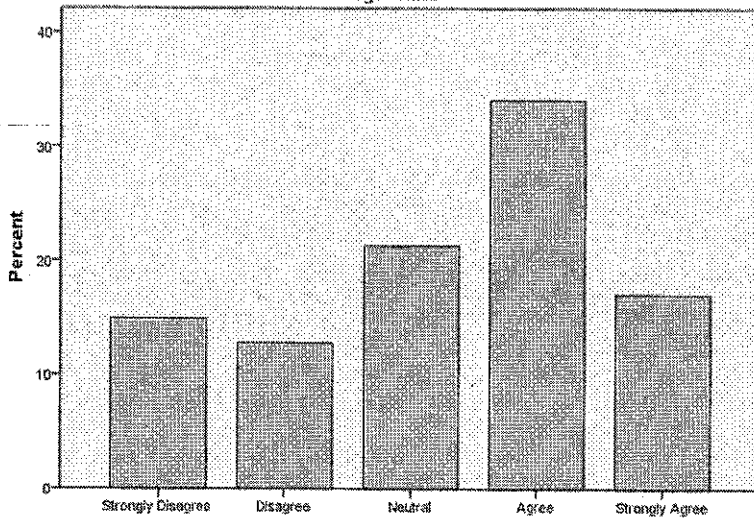
College: CHHS



Sound plans for goals

Challenges identified & addressed

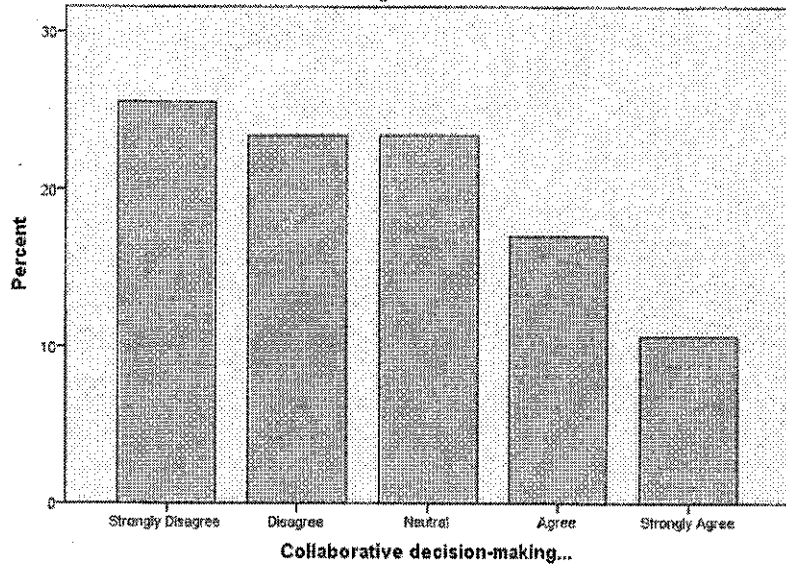
College: CHHS



Challenges identified & addressed

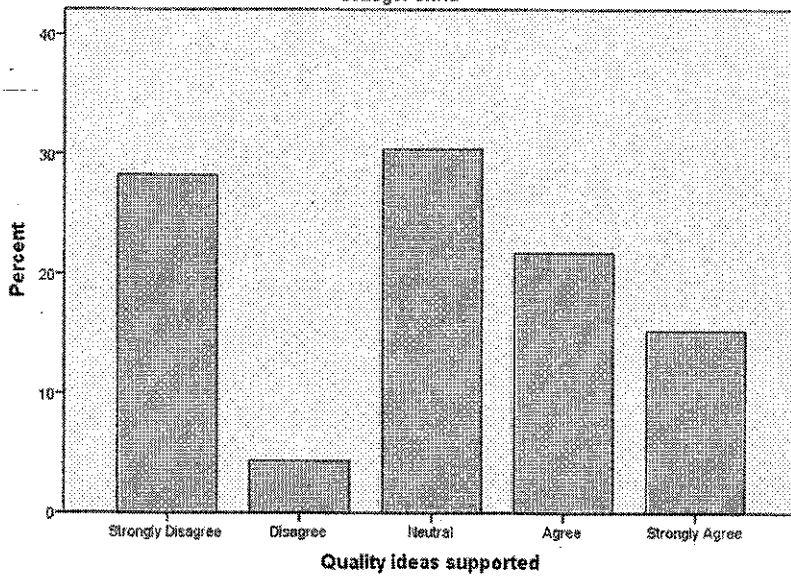
Collaborative decision-making...

College: CHHS



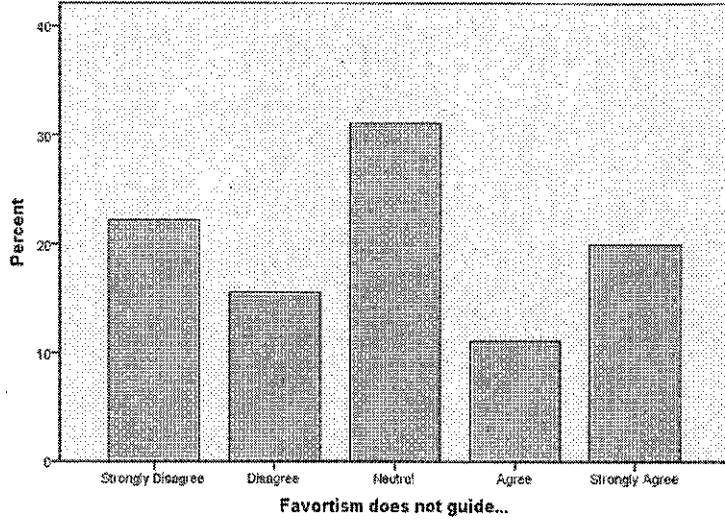
Quality ideas supported

College: CHHS



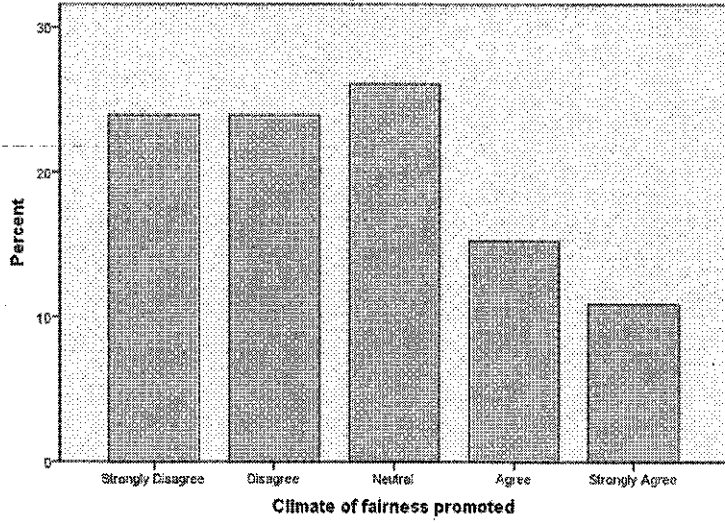
Favortism does not guide...

College: CHHS



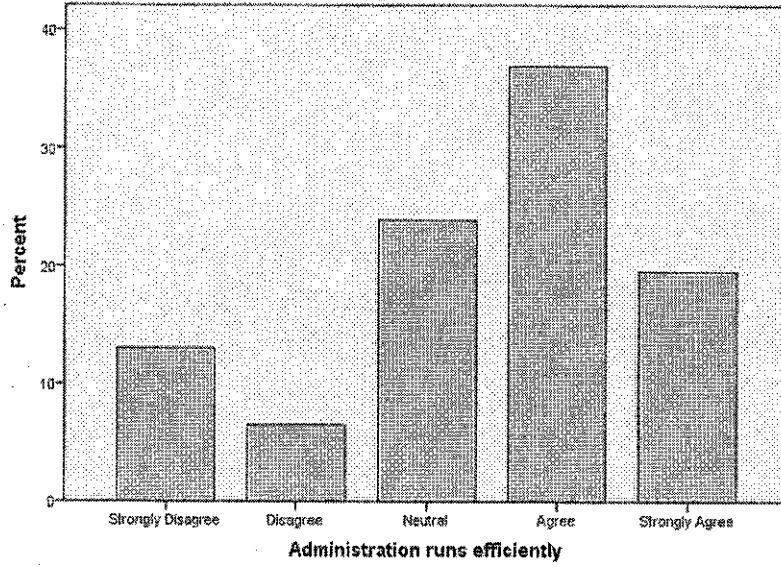
Climate of fairness promoted

College: CHHS



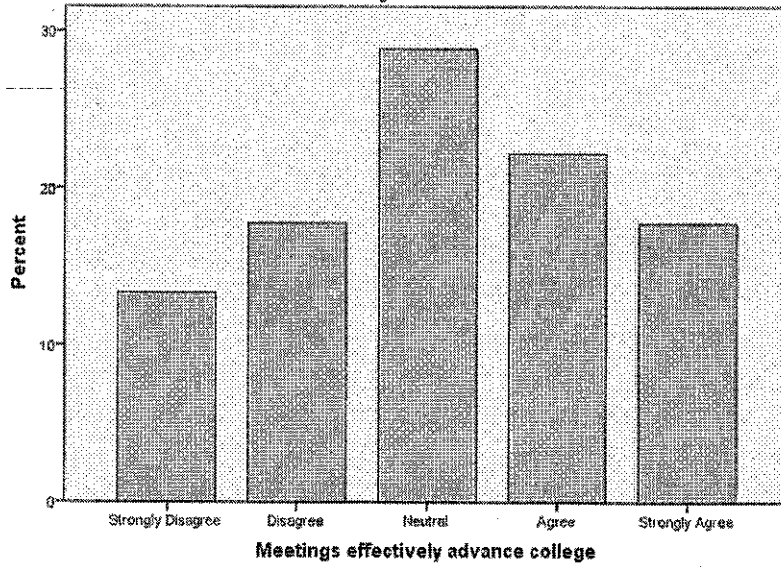
Administration runs efficiently

College: CHHS



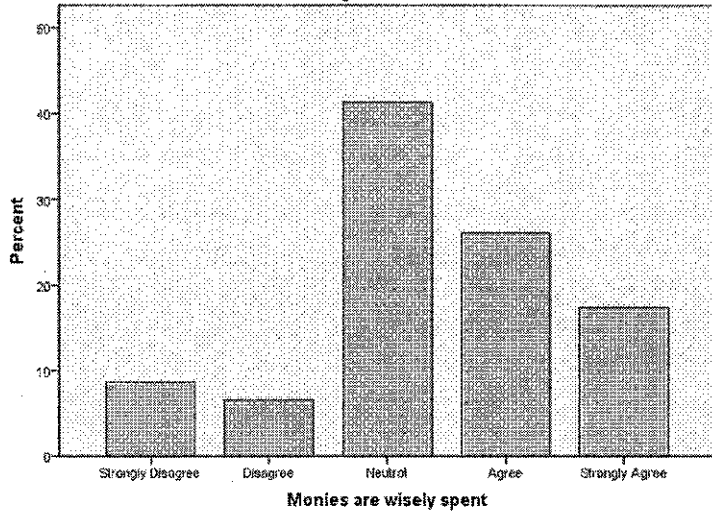
Meetings effectively advance college

College: CHHS



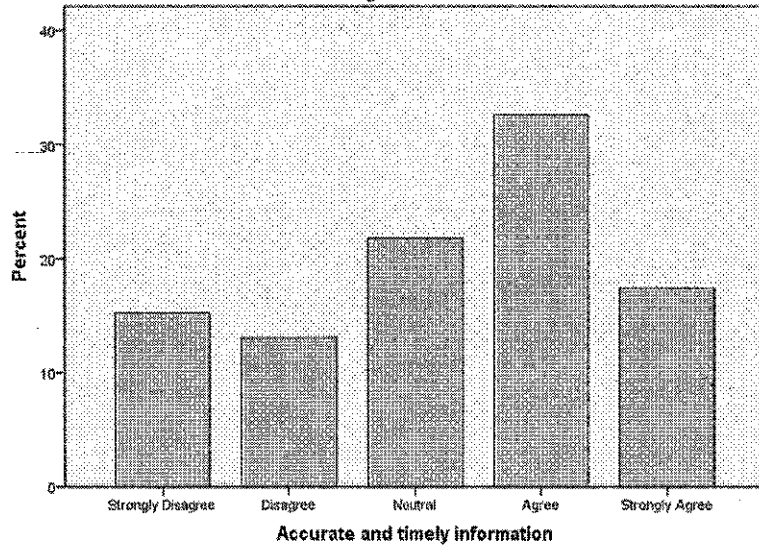
Monies are wisely spent

College: CHHS



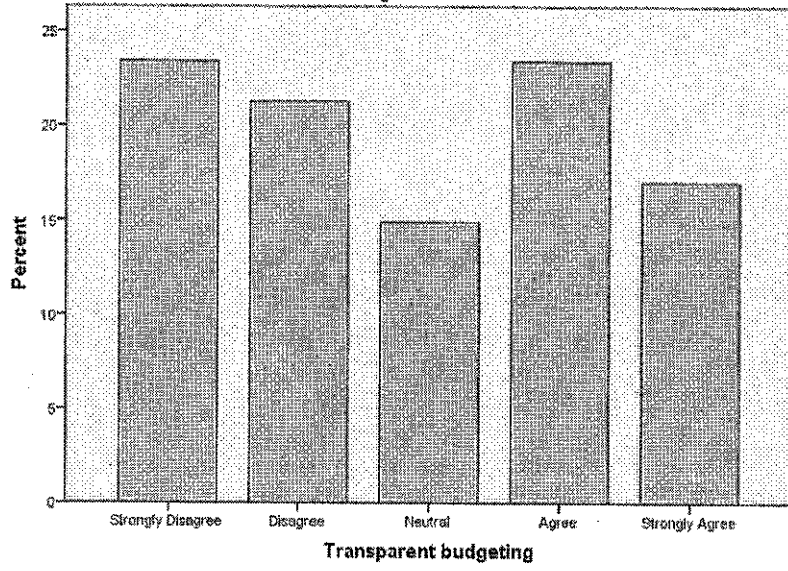
Accurate and timely information

College: CHHS



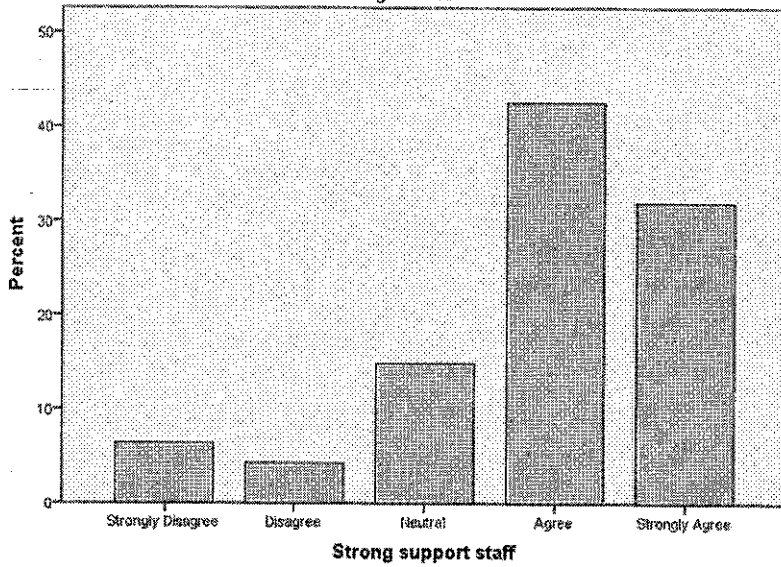
Transparent budgeting

College: CHHS



Strong support staff

College: CHHS



College = CNAS

Descriptive Statistics^a

	N	Minimum	Maximum	Mean	Std. Deviation
Dean is effective leader	17	1	5	4.12	1.054
College goals are aligned...	17	3	5	4.47	.624
Sound plans for goals	17	2	5	3.88	.857
Challenges identified & addressed	17	3	5	4.06	.827
Collaborative decision-making...	17	1	5	3.76	1.033
Quality ideas supported	17	2	5	3.94	.899
Favoritism does not guide...	17	1	5	4.06	1.144
Climate of fairness promoted	17	1	5	3.94	1.144
Administration runs efficiently	17	2	5	4.24	.831
Meetings effectively advance college	17	3	5	4.00	.866
Monies are wisely spent	17	1	5	3.82	.951
Accurate and timely information	17	3	5	4.65	.606
Transparent budgeting	17	2	5	3.88	1.054
Strong support staff	17	3	5	4.41	.712
Valid N (listwise)	17				

a. College = CNAS

College = CNAS

Statistics^a

		Dean is effective leader	College goals are aligned...	Sound plans for goals	Challenges identified & addressed	Collaborative decision-making...
N	Valid	17	17	17	17	17
	Missing	0	0	0	0	0

Statistics^a

		Quality ideas supported	Favortism does not guide...	Climate of fairness promoted	Administration runs efficiently	Meetings effectively advance college
N	Valid	17	17	17	17	17
	Missing	0	0	0	0	0

Statistics^a

		Monies are wisely spent	Accurate and timely information	Transparent budgeting	Strong support staff
N	Valid	17	17	17	17
	Missing	0	0	0	0

a. College = CNAS

Frequency Tables: CNAS

Dean is effective leader^a

	Frequency	Percent	Valid Percent	Cumulative Percent
Valid Strongly Disagree	1	5.9	5.9	5.9
Neutral	2	11.8	11.8	17.6
Agree	7	41.2	41.2	58.8
Strongly Agree	7	41.2	41.2	100.0
Total	17	100.0	100.0	

a. College = CNAS

College goals are aligned...^a

	Frequency	Percent	Valid Percent	Cumulative Percent
Valid Neutral	1	5.9	5.9	5.9
Agree	7	41.2	41.2	47.1
Strongly Agree	9	52.9	52.9	100.0
Total	17	100.0	100.0	

a. College = CNAS

Sound plans for goals^a

	Frequency	Percent	Valid Percent	Cumulative Percent
Valid Disagree	1	5.9	5.9	5.9
Neutral	4	23.5	23.5	29.4
Agree	8	47.1	47.1	76.5
Strongly Agree	4	23.5	23.5	100.0
Total	17	100.0	100.0	

Challenges identified & addressed^a

		Frequency	Percent	Valid Percent	Cumulative Percent
Valid	Neutral	5	29.4	29.4	29.4
	Agree	6	35.3	35.3	64.7
	Strongly Agree	6	35.3	35.3	100.0
	Total	17	100.0	100.0	

a. College = CNAS

Collaborative decision-making...^a

		Frequency	Percent	Valid Percent	Cumulative Percent
Valid	Strongly Disagree	1	5.9	5.9	5.9
	Neutral	5	29.4	29.4	35.3
	Agree	7	41.2	41.2	76.5
	Strongly Agree	4	23.5	23.5	100.0
	Total	17	100.0	100.0	

a. College = CNAS

Quality ideas supported^a

		Frequency	Percent	Valid Percent	Cumulative Percent
Valid	Disagree	1	5.9	5.9	5.9
	Neutral	4	23.5	23.5	29.4
	Agree	7	41.2	41.2	70.6
	Strongly Agree	5	29.4	29.4	100.0
	Total	17	100.0	100.0	

a. College = CNAS

Favortism does not guide...^a

	Frequency	Percent	Valid Percent	Cumulative Percent
Valid Strongly Disagree	1	5.9	5.9	5.9
Disagree	1	5.9	5.9	11.8
Neutral	1	5.9	5.9	17.6
Agree	7	41.2	41.2	58.8
Strongly Agree	7	41.2	41.2	100.0
Total	17	100.0	100.0	

a. College = CNAS

Climate of fairness promoted^a

	Frequency	Percent	Valid Percent	Cumulative Percent
Valid Strongly Disagree	1	5.9	5.9	5.9
Disagree	1	5.9	5.9	11.8
Neutral	2	11.8	11.8	23.5
Agree	7	41.2	41.2	64.7
Strongly Agree	6	35.3	35.3	100.0
Total	17	100.0	100.0	

a. College = CNAS

Administration runs efficiently^a

	Frequency	Percent	Valid Percent	Cumulative Percent
Valid Disagree	1	5.9	5.9	5.9
Neutral	1	5.9	5.9	11.8
Agree	8	47.1	47.1	58.8
Strongly Agree	7	41.2	41.2	100.0
Total	17	100.0	100.0	

Meetings effectively advance college^a

	Frequency	Percent	Valid Percent	Cumulative Percent
Valid Neutral	6	35.3	35.3	35.3
Agree	5	29.4	29.4	64.7
Strongly Agree	6	35.3	35.3	100.0
Total	17	100.0	100.0	

a. College = CNAS

Monies are wisely spent^a

	Frequency	Percent	Valid Percent	Cumulative Percent
Valid Strongly Disagree	1	5.9	5.9	5.9
Neutral	3	17.6	17.6	23.5
Agree	10	58.8	58.8	82.4
Strongly Agree	3	17.6	17.6	100.0
Total	17	100.0	100.0	

a. College = CNAS

Accurate and timely information^a

	Frequency	Percent	Valid Percent	Cumulative Percent
Valid Neutral	1	5.9	5.9	5.9
Agree	4	23.5	23.5	29.4
Strongly Agree	12	70.6	70.6	100.0
Total	17	100.0	100.0	

a. College = CNAS

Transparent budgeting^a

		Frequency	Percent	Valid Percent	Cumulative Percent
Valid	Disagree	2	11.8	11.8	11.8
	Neutral	4	23.5	23.5	35.3
	Agree	5	29.4	29.4	64.7
	Strongly Agree	6	35.3	35.3	100.0
	Total	17	100.0	100.0	

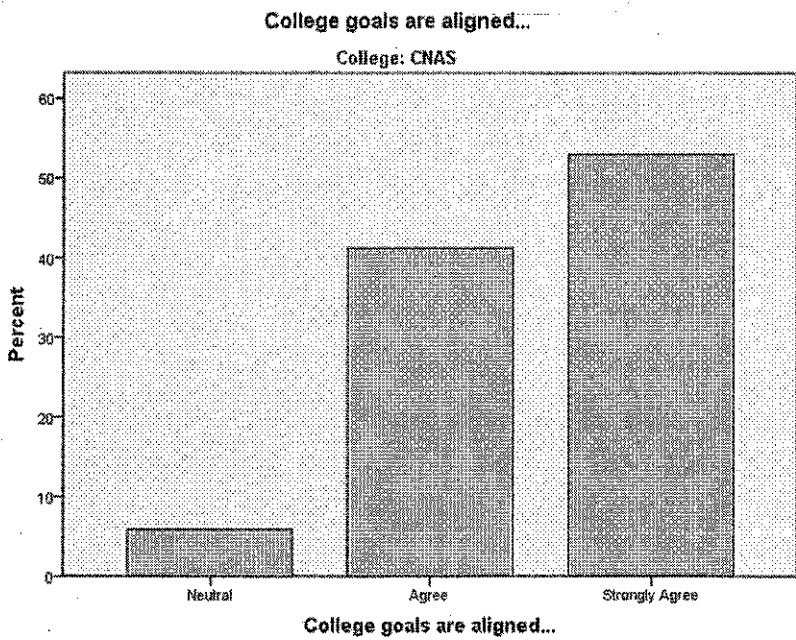
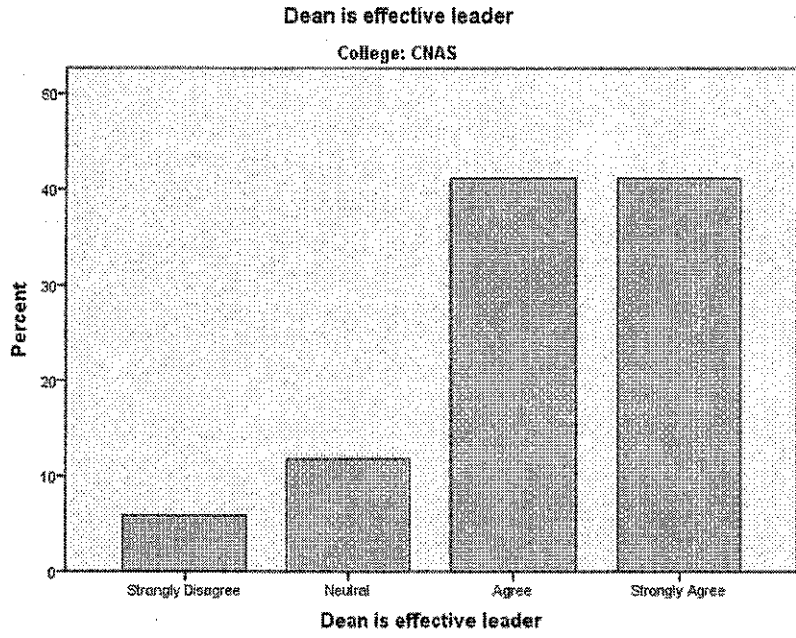
a. College = CNAS

Strong support staff^a

		Frequency	Percent	Valid Percent	Cumulative Percent
Valid	Neutral	2	11.8	11.8	11.8
	Agree	6	35.3	35.3	47.1
	Strongly Agree	9	52.9	52.9	100.0
	Total	17	100.0	100.0	

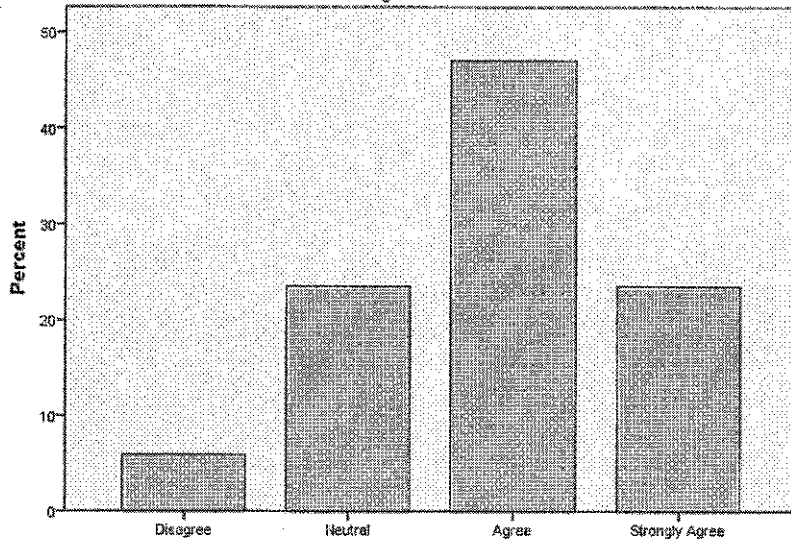
a. College = CNAS

Bar Charts: CNAS



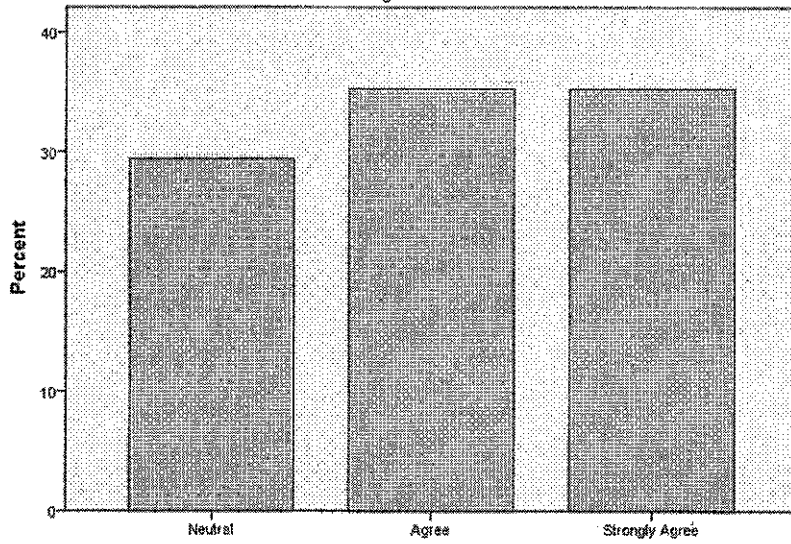
Sound plans for goals

College: CNAS



Challenges identified & addressed

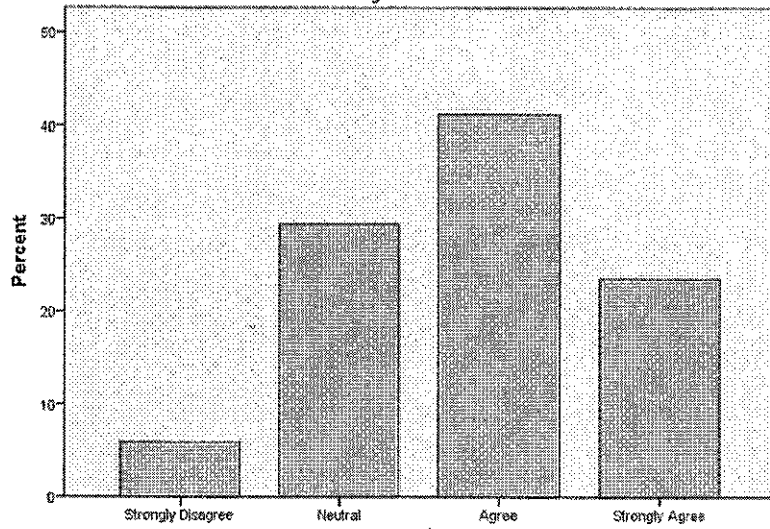
College: CNAS



Challenges identified & addressed

Collaborative decision-making...

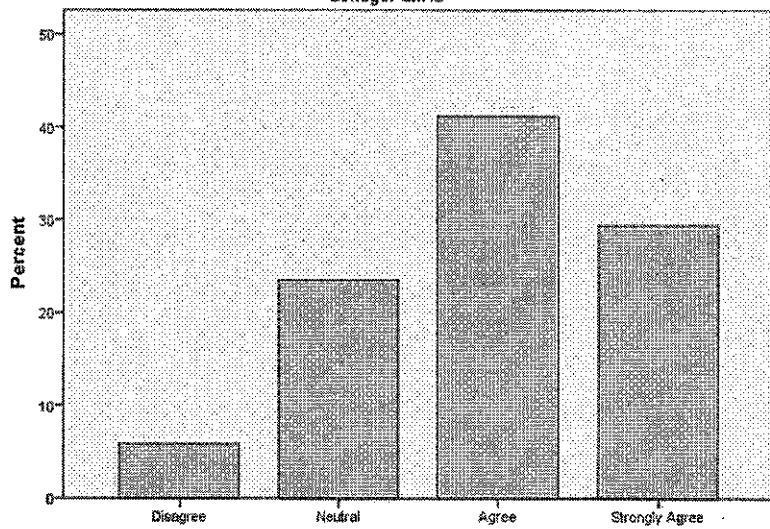
College: CNAS



Collaborative decision-making...

Quality ideas supported

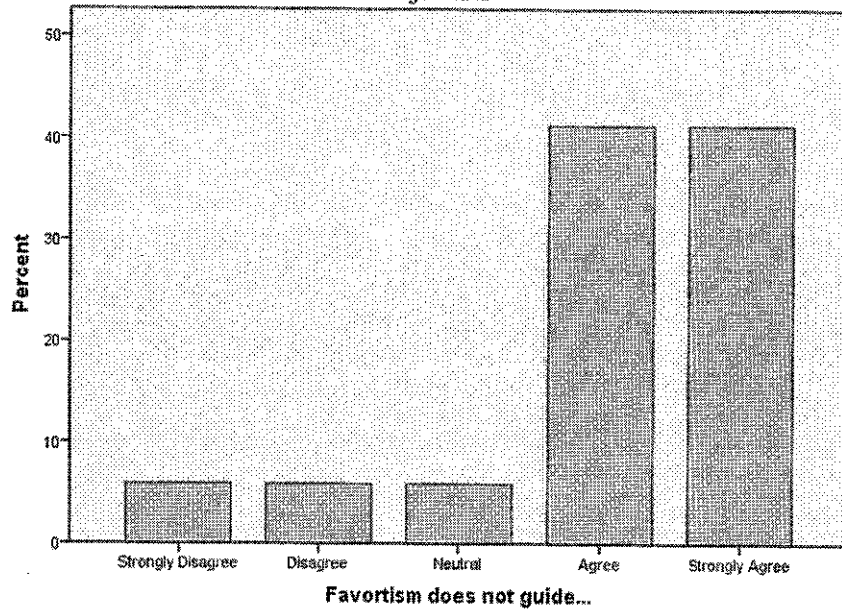
College: CNAS



Quality ideas supported

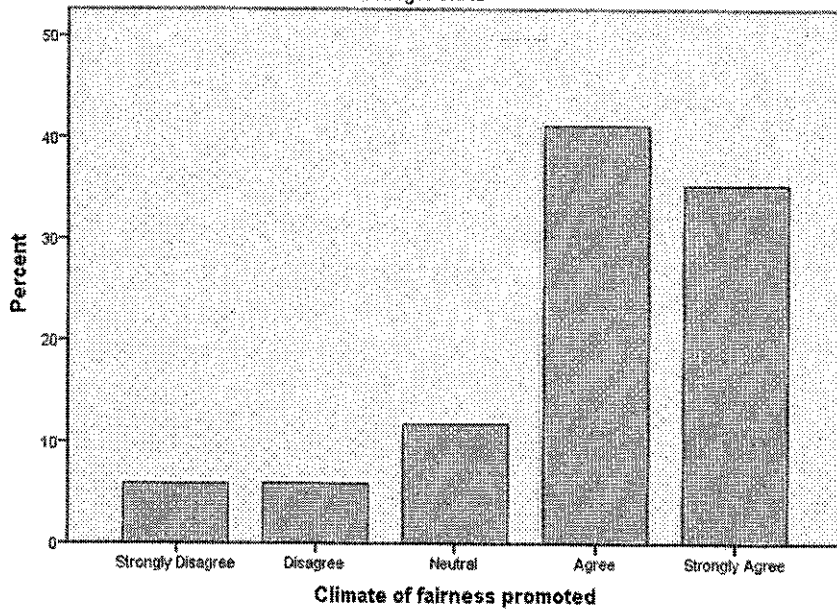
Favortism does not guide...

College: CNAS



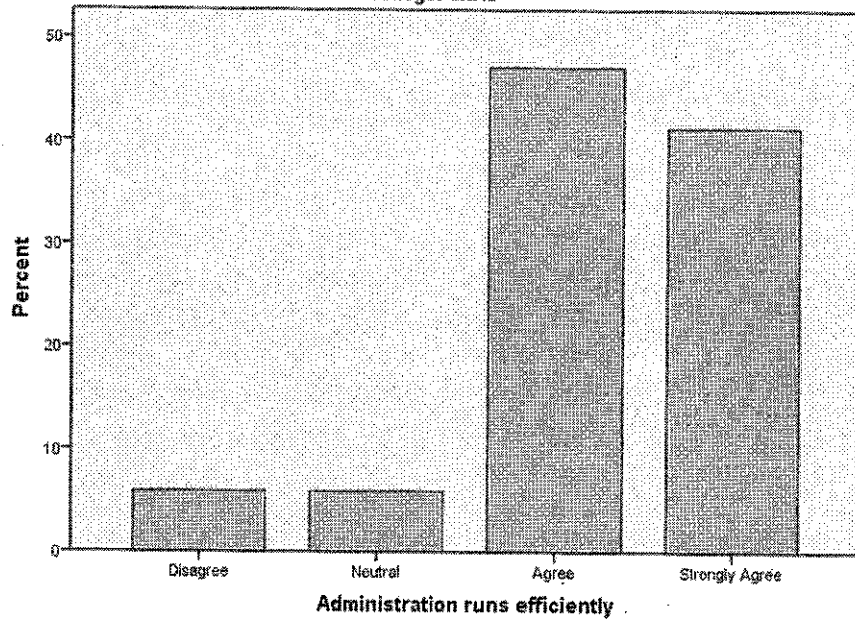
Climate of fairness promoted

College: CNAS



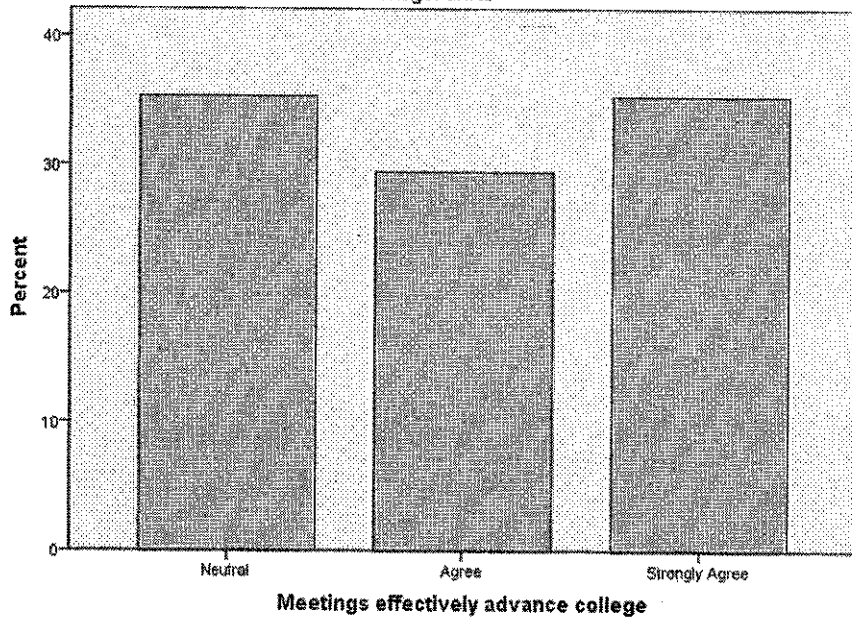
Administration runs efficiently

College: CNAS



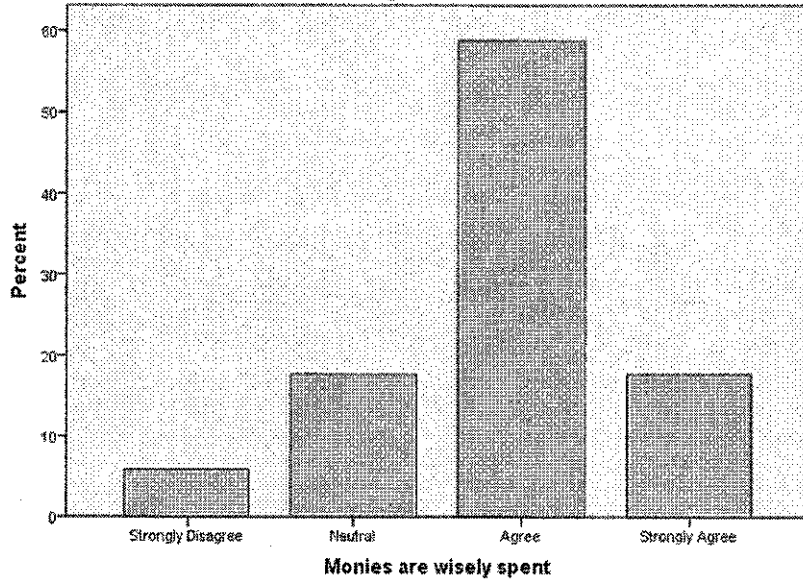
Meetings effectively advance college

College: CNAS



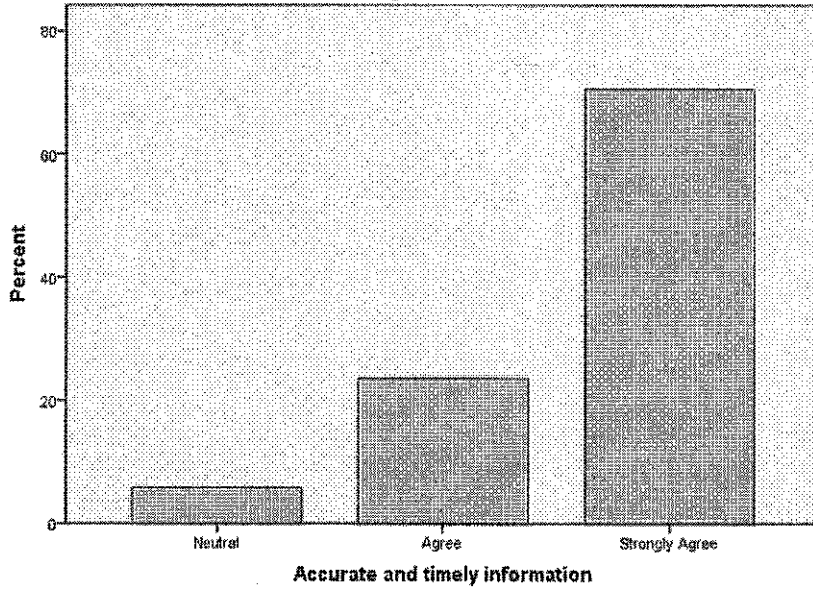
Monies are wisely spent

College: CNAS



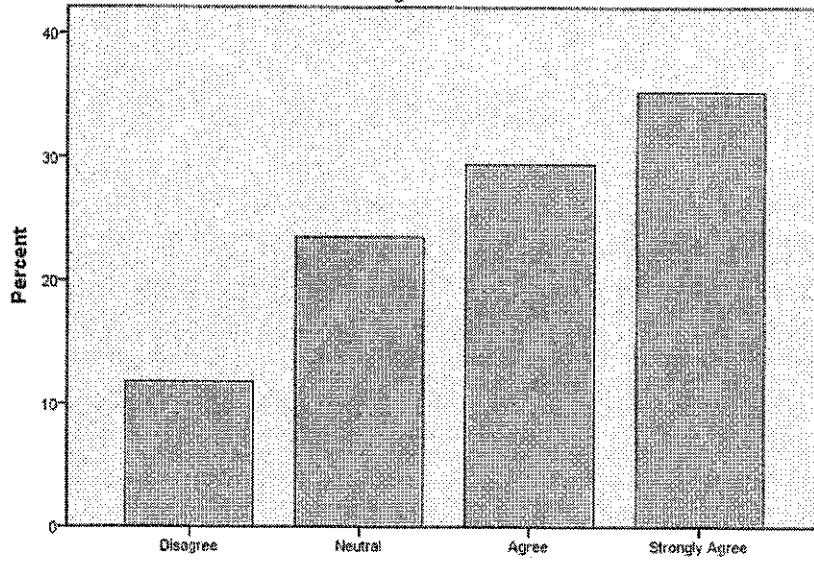
Accurate and timely information

College: CNAS



Transparent budgeting

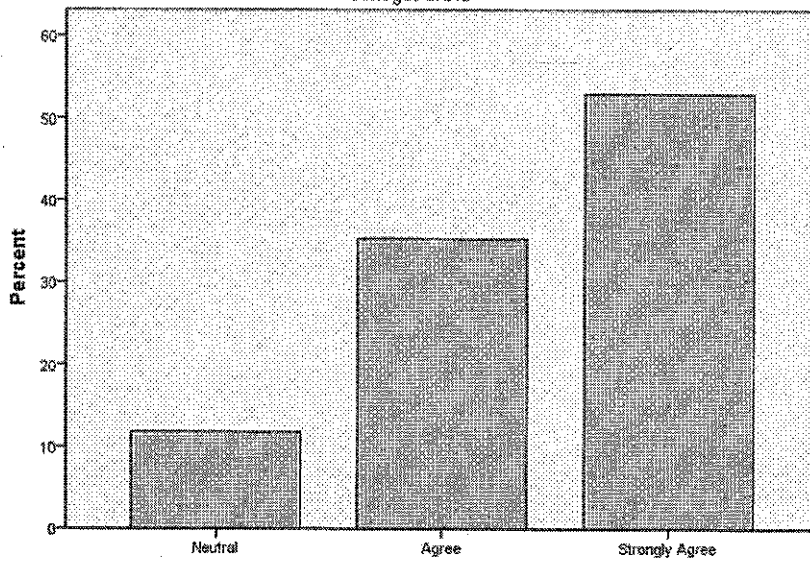
College: CNAS



Transparent budgeting

Strong support staff

College: CNAS



Strong support staff

College = COAL

Descriptive Statistics^a

	N	Minimum	Maximum	Mean	Std. Deviation
Dean is effective leader	44	1	5	3.84	.888
College goals are aligned...	43	3	5	4.09	.684
Sound plans for goals	42	2	5	3.79	.871
Challenges identified & addressed	41	1	5	3.66	.965
Collaborative decision-making...	41	1	5	3.41	1.117
Quality ideas supported	42	1	5	3.79	1.025
Favoritism does not guide...	41	1	5	3.71	1.055
Climate of fairness promoted	42	1	5	3.88	.993
Administration runs efficiently	43	2	5	3.95	.785
Meetings effectively advance college	42	1	5	3.62	.987
Monies are wisely spent	41	2	5	3.68	.850
Accurate and timely information	41	1	5	3.83	.892
Transparent budgeting	42	1	5	3.64	.879
Strong support staff	44	2	5	3.95	.834
Valid N (listwise)	39				

a. College = COAL

College = COAL

Statistics^a

		Dean is effective leader	College goals are aligned...	Sound plans for goals	Challenges identified & addressed	Collaborative decision-making...
N	Valid	44	43	42	41	41
	Missing	2	3	4	5	5

Statistics^a

		Quality ideas supported	Favortism does not guide...	Climate of fairness promoted	Administration runs efficiently	Meetings effectively advance college
N	Valid	42	41	42	43	42
	Missing	4	5	4	3	4

Statistics^a

		Monies are wisely spent	Accurate and timely information	Transparent budgeting	Strong support staff
N	Valid	41	41	42	44
	Missing	5	5	4	2

a. College = COAL

Frequency Tables: COAL

Dean is effective leader^a

		Frequency	Percent	Valid Percent	Cumulative Percent
Valid	Strongly Disagree	1	2.2	2.3	2.3
	Neutral	15	32.6	34.1	36.4
	Agree	17	37.0	38.6	75.0
	Strongly Agree	11	23.9	25.0	100.0
	Total	44	95.7	100.0	
Missing	System	2	4.3		
Total		46	100.0		

a. College = COAL

College goals are aligned...^a

		Frequency	Percent	Valid Percent	Cumulative Percent
Valid	Neutral	8	17.4	18.6	18.6
	Agree	23	50.0	53.5	72.1
	Strongly Agree	12	26.1	27.9	100.0
	Total	43	93.5	100.0	
Missing	System	3	6.5		
Total		46	100.0		

a. College = COAL

Sound plans for goals^a

		Frequency	Percent	Valid Percent	Cumulative Percent
Valid	Disagree	3	6.5	7.1	7.1
	Neutral	12	26.1	28.6	35.7
	Agree	18	39.1	42.9	78.6
	Strongly Agree	9	19.6	21.4	100.0
	Total	42	91.3	100.0	
Missing	System	4	8.7		
Total		46	100.0		

Challenges identified & addressed^a

		Frequency	Percent	Valid Percent	Cumulative Percent
Valid	Strongly Disagree	1	2.2	2.4	2.4
	Disagree	2	4.3	4.9	7.3
	Neutral	16	34.8	39.0	46.3
	Agree	13	28.3	31.7	78.0
	Strongly Agree	9	19.6	22.0	100.0
	Total	41	89.1	100.0	
Missing	System	5	10.9		
Total		46	100.0		

a. College = COAL

Collaborative decision-making...^a

		Frequency	Percent	Valid Percent	Cumulative Percent
Valid	Strongly Disagree	3	6.5	7.3	7.3
	Disagree	3	6.5	7.3	14.6
	Neutral	17	37.0	41.5	56.1
	Agree	10	21.7	24.4	80.5
	Strongly Agree	8	17.4	19.5	100.0
	Total	41	89.1	100.0	
Missing	System	5	10.9		
Total		46	100.0		

a. College = COAL

Quality ideas supported^a

		Frequency	Percent	Valid Percent	Cumulative Percent
Valid	Strongly Disagree	2	4.3	4.8	4.8
	Neutral	15	32.6	35.7	40.5
	Agree	13	28.3	31.0	71.4
	Strongly Agree	12	26.1	28.6	100.0
	Total	42	91.3	100.0	
Missing	System	4	8.7		
Total		46	100.0		

Favortism does not guide...^a

		Frequency	Percent	Valid Percent	Cumulative Percent
Valid	Strongly Disagree	2	4.3	4.9	4.9
	Disagree	1	2.2	2.4	7.3
	Neutral	15	32.6	36.6	43.9
	Agree	12	26.1	29.3	73.2
	Strongly Agree	11	23.9	26.8	100.0
	Total	41	89.1	100.0	
Missing	System	5	10.9		
Total		46	100.0		

a. College = COAL

Climate of fairness promoted^a

		Frequency	Percent	Valid Percent	Cumulative Percent
Valid	Strongly Disagree	2	4.3	4.8	4.8
	Neutral	11	23.9	26.2	31.0
	Agree	17	37.0	40.5	71.4
	Strongly Agree	12	26.1	28.6	100.0
	Total	42	91.3	100.0	
Missing	System	4	8.7		
Total		46	100.0		

a. College = COAL

Administration runs efficiently^a

		Frequency	Percent	Valid Percent	Cumulative Percent
Valid	Disagree	1	2.2	2.3	2.3
	Neutral	11	23.9	25.6	27.9
	Agree	20	43.5	46.5	74.4
	Strongly Agree	11	23.9	25.6	100.0
	Total	43	93.5	100.0	
Missing	System	3	6.5		
Total		46	100.0		

a. College = COAL

Meetings effectively advance college^a

		Frequency	Percent	Valid Percent	Cumulative Percent
Valid	Strongly Disagree	2	4.3	4.8	4.8
	Neutral	19	41.3	45.2	50.0
	Agree	12	26.1	28.6	78.6
	Strongly Agree	9	19.6	21.4	100.0
	Total	42	91.3	100.0	
Missing	System	4	8.7		
Total		46	100.0		

a. College = COAL

Monies are wisely spent^a

		Frequency	Percent	Valid Percent	Cumulative Percent
Valid	Disagree	1	2.2	2.4	2.4
	Neutral	20	43.5	48.8	51.2
	Agree	11	23.9	26.8	78.0
	Strongly Agree	9	19.6	22.0	100.0
	Total	41	89.1	100.0	
Missing	System	5	10.9		
Total		46	100.0		

a. College = COAL

Accurate and timely information^a

		Frequency	Percent	Valid Percent	Cumulative Percent
Valid	Strongly Disagree	1	2.2	2.4	2.4
	Neutral	14	30.4	34.1	36.6
	Agree	16	34.8	39.0	75.6
	Strongly Agree	10	21.7	24.4	100.0
	Total	41	89.1	100.0	
Missing	System	5	10.9		
Total		46	100.0		

Transparent budgeting^a

		Frequency	Percent	Valid Percent	Cumulative Percent
Valid	Strongly Disagree	1	2.2	2.4	2.4
	Neutral	20	43.5	47.6	50.0
	Agree	13	28.3	31.0	81.0
	Strongly Agree	8	17.4	19.0	100.0
	Total	42	91.3	100.0	
Missing	System	4	8.7		
Total		46	100.0		

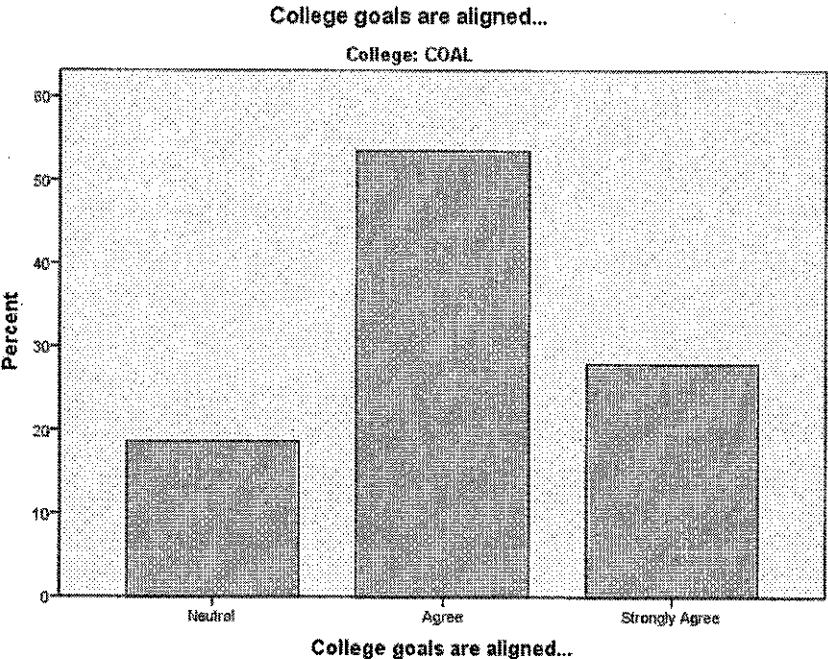
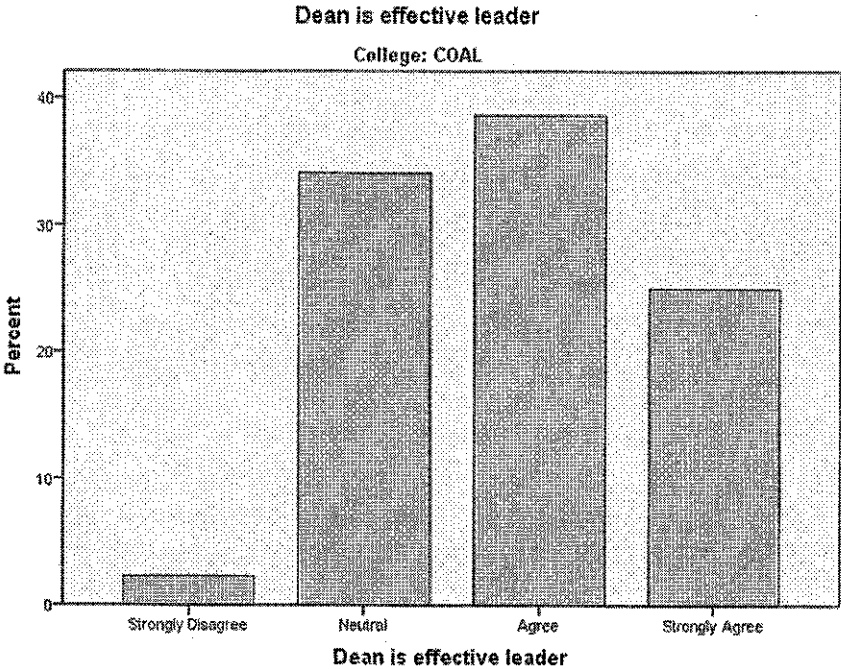
a. College = COAL

Strong support staff^a

		Frequency	Percent	Valid Percent	Cumulative Percent
Valid	Disagree	1	2.2	2.3	2.3
	Neutral	13	28.3	29.5	31.8
	Agree	17	37.0	38.6	70.5
	Strongly Agree	13	28.3	29.5	100.0
	Total	44	95.7	100.0	
Missing	System	2	4.3		
Total		46	100.0		

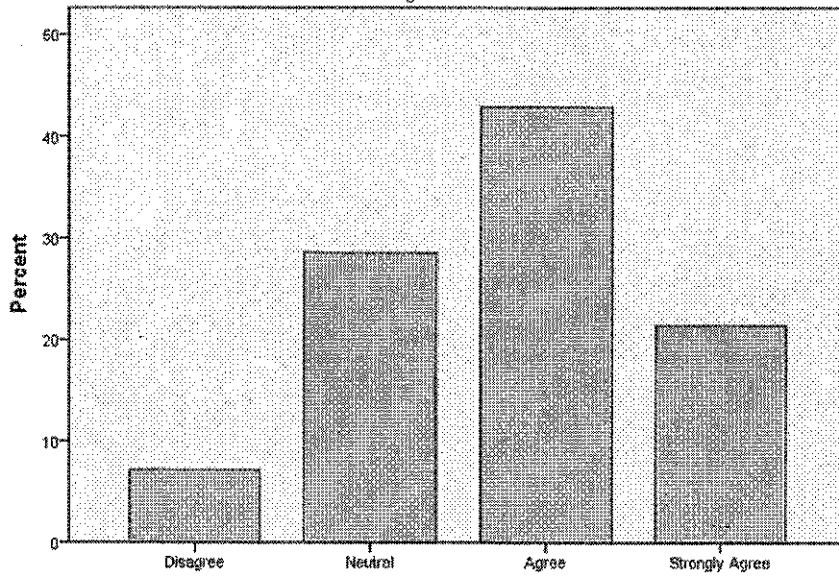
a. College = COAL

Bar Charts: COAL



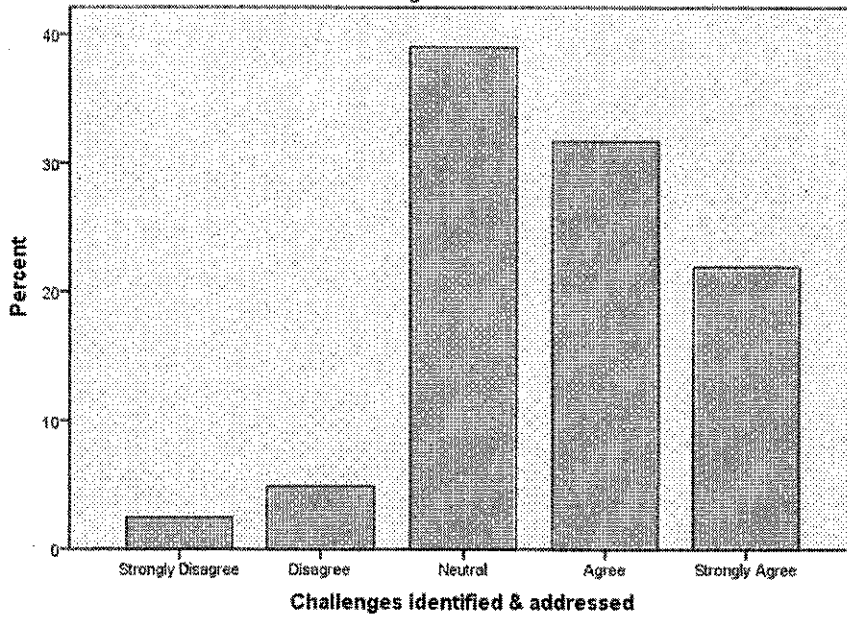
Sound plans for goals

College: COAL



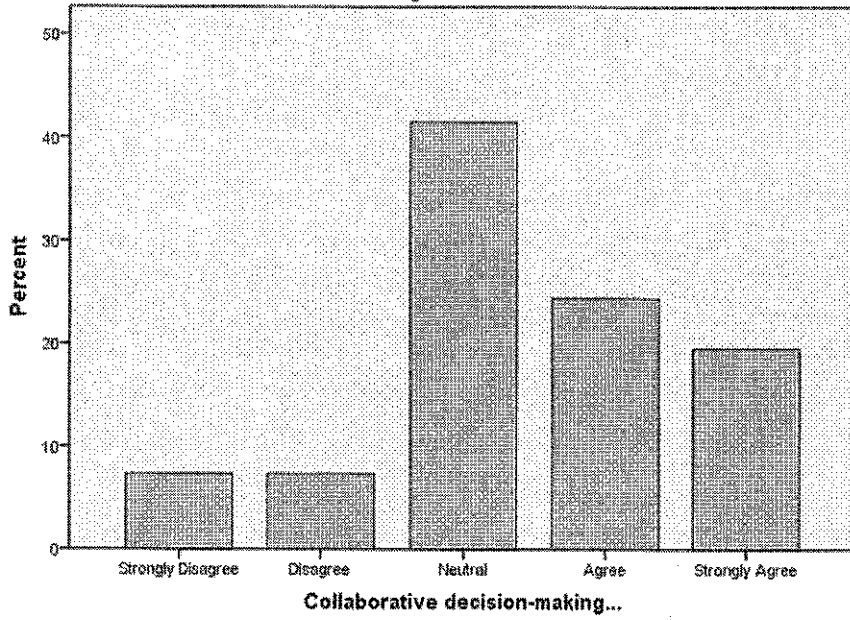
Challenges Identified & addressed

College: COAL



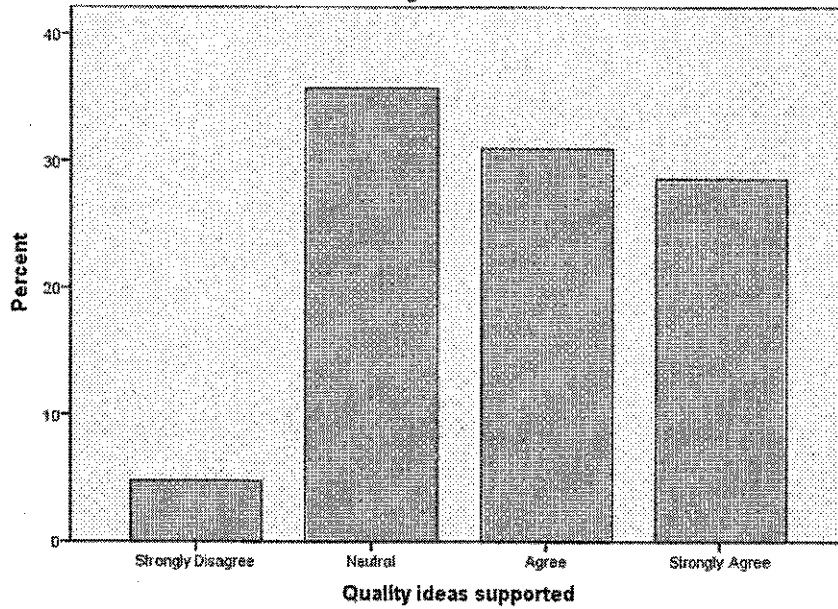
Collaborative decision-making...

College: COAL



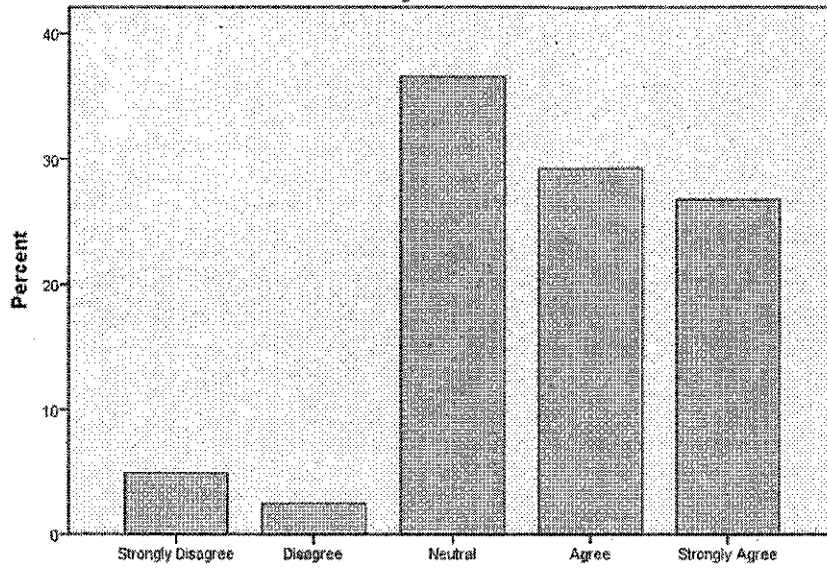
Quality ideas supported

College: COAL



Favortism does not guide...

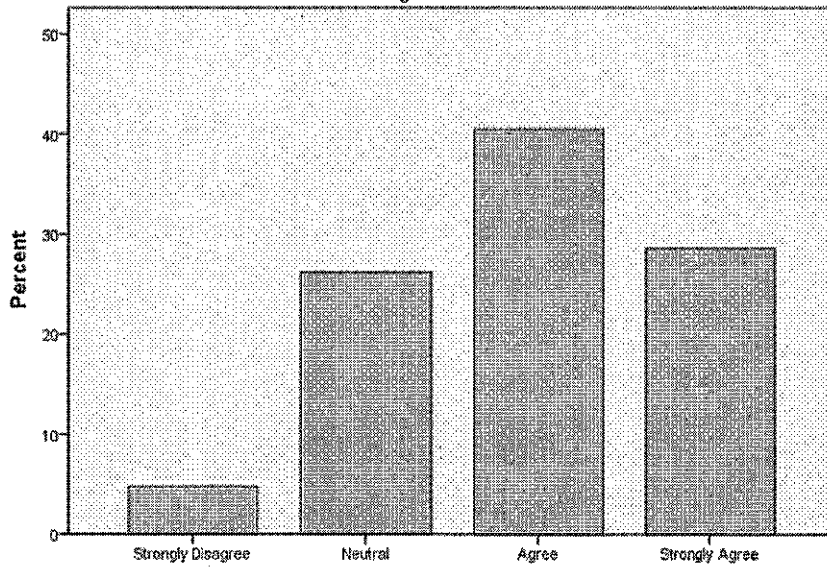
College: COAL



Favortism does not guide...

Climate of fairness promoted

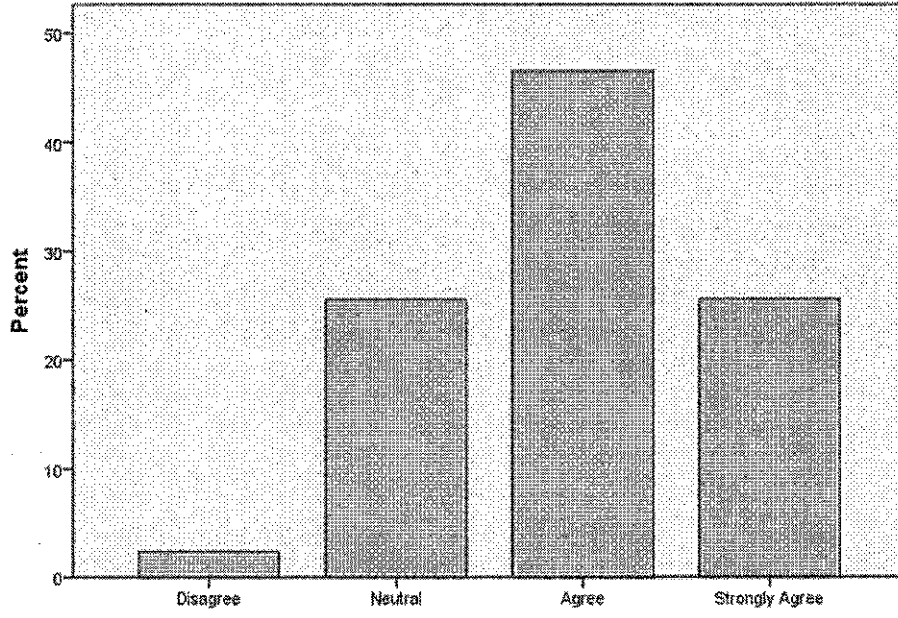
College: COAL



Climate of fairness promoted

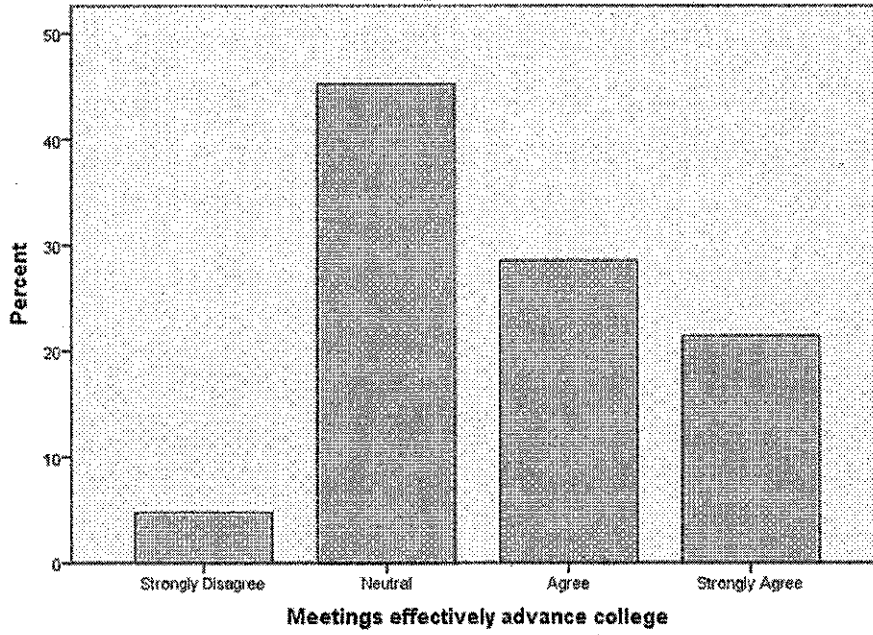
Administration runs efficiently

College: COAL



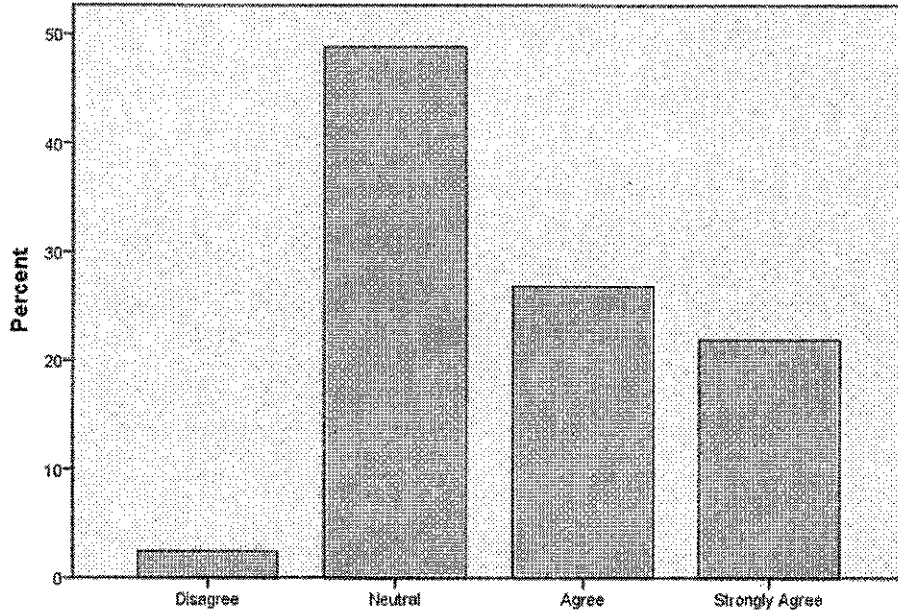
Meetings effectively advance college

College: COAL



Monies are wisely spent

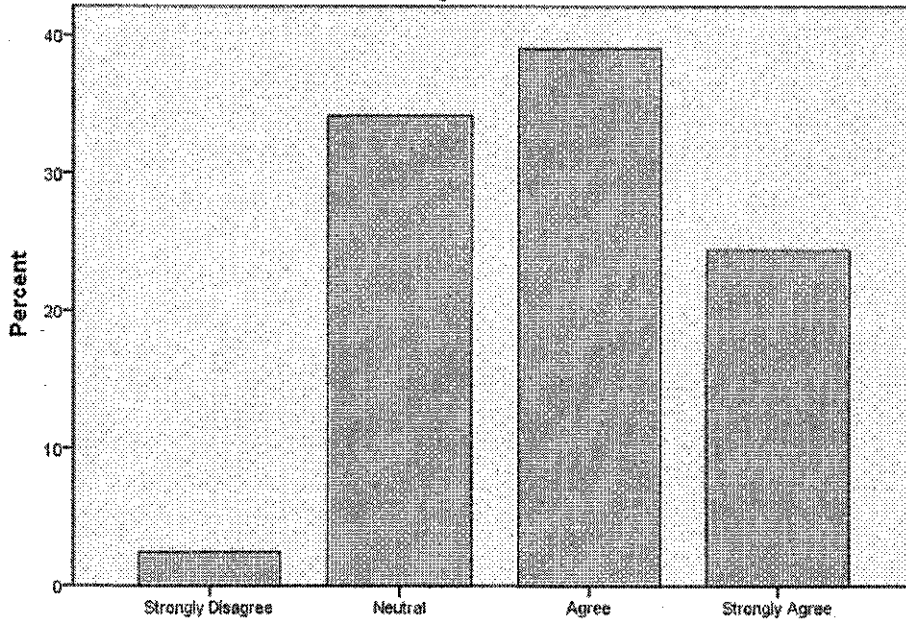
College: COAL



Monies are wisely spent

Accurate and timely information

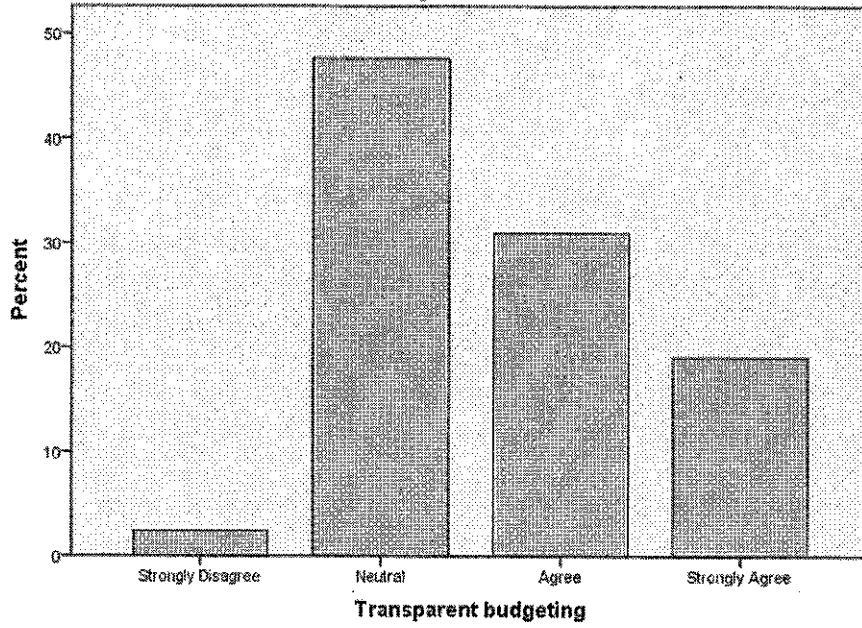
College: COAL



Accurate and timely information

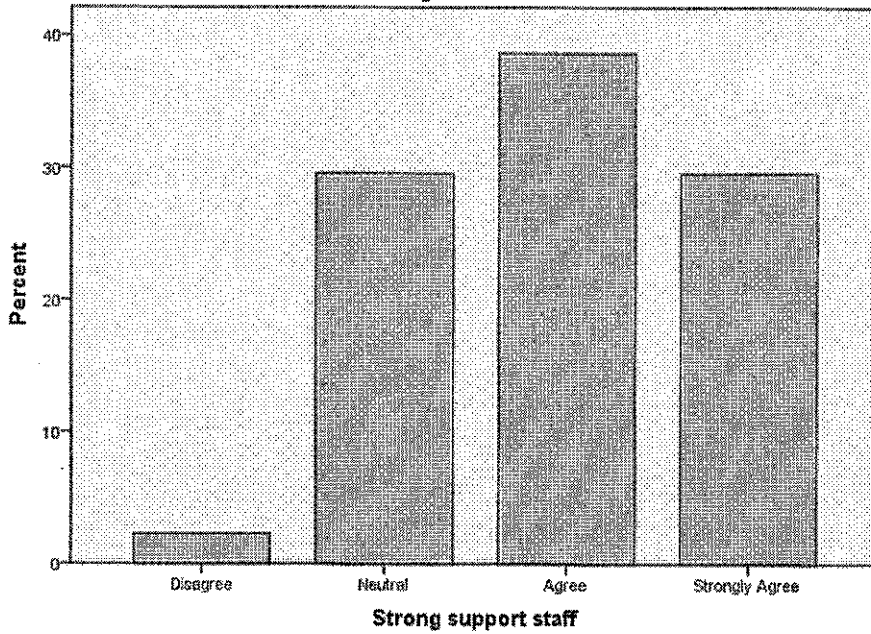
Transparent budgeting

College: COAL



Strong support staff

College: COAL



College = COB

Descriptive Statistics^a

	N	Minimum	Maximum	Mean	Std. Deviation
Dean is effective leader	30	1	5	2.80	1.472
College goals are aligned...	30	1	5	3.50	1.167
Sound plans for goals	30	1	5	3.20	1.297
Challenges identified & addressed	30	1	5	3.17	1.315
Collaborative decision-making...	30	1	5	2.43	1.455
Quality ideas supported	30	1	5	2.80	1.448
Favoritism does not guide...	30	1	5	2.60	1.453
Climate of fairness promoted	30	1	5	2.57	1.478
Administration runs efficiently	30	1	5	3.37	1.189
Meetings effectively advance college	30	1	5	2.80	1.424
Monies are wisely spent	30	1	5	2.67	1.322
Accurate and timely information	29	1	5	3.72	1.131
Transparent budgeting	30	1	5	2.80	1.324
Strong support staff	30	1	5	3.57	1.104
Valid N (listwise)	29				

a. College = COB

College = COB

Statistics^a

		Dean is effective leader	College goals are aligned...	Sound plans for goals	Challenges identified & addressed	Collaborative decision-making...
N	Valid	30	30	30	30	30
	Missing	0	0	0	0	0

Statistics^a

		Quality ideas supported	Favoritism does not guide...	Climate of fairness promoted	Administration runs efficiently	Meetings effectively advance college
N	Valid	30	30	30	30	30
	Missing	0	0	0	0	0

Statistics^a

		Monies are wisely spent	Accurate and timely information	Transparent budgeting	Strong support staff
N	Valid	30	29	30	30
	Missing	0	1	0	0

a. College = COB

Frequency Tables: COB

Dean is effective leader^a

		Frequency	Percent	Valid Percent	Cumulative Percent
Valid	Strongly Disagree	9	30.0	30.0	30.0
	Disagree	4	13.3	13.3	43.3
	Neutral	5	16.7	16.7	60.0
	Agree	8	26.7	26.7	86.7
	Strongly Agree	4	13.3	13.3	100.0
	Total	30	100.0	100.0	

a. College = COB

College goals are aligned...^a

		Frequency	Percent	Valid Percent	Cumulative Percent
Valid	Strongly Disagree	3	10.0	10.0	10.0
	Disagree	2	6.7	6.7	16.7
	Neutral	7	23.3	23.3	40.0
	Agree	13	43.3	43.3	83.3
	Strongly Agree	5	16.7	16.7	100.0
	Total	30	100.0	100.0	

a. College = COB

Sound plans for goals^a

		Frequency	Percent	Valid Percent	Cumulative Percent
Valid	Strongly Disagree	4	13.3	13.3	13.3
	Disagree	5	16.7	16.7	30.0
	Neutral	7	23.3	23.3	53.3
	Agree	9	30.0	30.0	83.3
	Strongly Agree	5	16.7	16.7	100.0
	Total	30	100.0	100.0	

Challenges identified & addressed^a

		Frequency	Percent	Valid Percent	Cumulative Percent
Valid	Strongly Disagree	4	13.3	13.3	13.3
	Disagree	7	23.3	23.3	36.7
	Neutral	3	10.0	10.0	46.7
	Agree	12	40.0	40.0	86.7
	Strongly Agree	4	13.3	13.3	100.0
	Total	30	100.0	100.0	

a. College = COB

Collaborative decision-making...^a

		Frequency	Percent	Valid Percent	Cumulative Percent
Valid	Strongly Disagree	11	36.7	36.7	36.7
	Disagree	7	23.3	23.3	60.0
	Neutral	4	13.3	13.3	73.3
	Agree	4	13.3	13.3	86.7
	Strongly Agree	4	13.3	13.3	100.0
	Total	30	100.0	100.0	

a. College = COB

Quality ideas supported^a

		Frequency	Percent	Valid Percent	Cumulative Percent
Valid	Strongly Disagree	8	26.7	26.7	26.7
	Disagree	5	16.7	16.7	43.3
	Neutral	7	23.3	23.3	66.7
	Agree	5	16.7	16.7	83.3
	Strongly Agree	5	16.7	16.7	100.0
	Total	30	100.0	100.0	

a. College = COB

Favortism does not guide...^a

	Frequency	Percent	Valid Percent	Cumulative Percent
Valid Strongly Disagree	9	30.0	30.0	30.0
Disagree	7	23.3	23.3	53.3
Neutral	6	20.0	20.0	73.3
Agree	3	10.0	10.0	83.3
Strongly Agree	5	16.7	16.7	100.0
Total	30	100.0	100.0	

a. College = COB

Climate of fairness promoted^a

	Frequency	Percent	Valid Percent	Cumulative Percent
Valid Strongly Disagree	11	36.7	36.7	36.7
Disagree	4	13.3	13.3	50.0
Neutral	6	20.0	20.0	70.0
Agree	5	16.7	16.7	86.7
Strongly Agree	4	13.3	13.3	100.0
Total	30	100.0	100.0	

a. College = COB

Administration runs efficiently^a

	Frequency	Percent	Valid Percent	Cumulative Percent
Valid Strongly Disagree	3	10.0	10.0	10.0
Disagree	3	10.0	10.0	20.0
Neutral	9	30.0	30.0	50.0
Agree	10	33.3	33.3	83.3
Strongly Agree	5	16.7	16.7	100.0
Total	30	100.0	100.0	

Meetings effectively advance college^a

		Frequency	Percent	Valid Percent	Cumulative Percent
Valid	Strongly Disagree	8	26.7	26.7	26.7
	Disagree	5	16.7	16.7	43.3
	Neutral	6	20.0	20.0	63.3
	Agree	7	23.3	23.3	86.7
	Strongly Agree	4	13.3	13.3	100.0
	Total	30	100.0	100.0	

a. College = COB

Monies are wisely spent^a

		Frequency	Percent	Valid Percent	Cumulative Percent
Valid	Strongly Disagree	7	23.3	23.3	23.3
	Disagree	8	26.7	26.7	50.0
	Neutral	6	20.0	20.0	70.0
	Agree	6	20.0	20.0	90.0
	Strongly Agree	3	10.0	10.0	100.0
	Total	30	100.0	100.0	

a. College = COB

Accurate and timely information^a

		Frequency	Percent	Valid Percent	Cumulative Percent
Valid	Strongly Disagree	2	6.7	6.9	6.9
	Disagree	1	3.3	3.4	10.3
	Neutral	8	26.7	27.6	37.9
	Agree	10	33.3	34.5	72.4
	Strongly Agree	8	26.7	27.6	100.0
	Total	29	96.7	100.0	
Missing	System	1	3.3		
Total		30	100.0		

Transparent budgeting^a

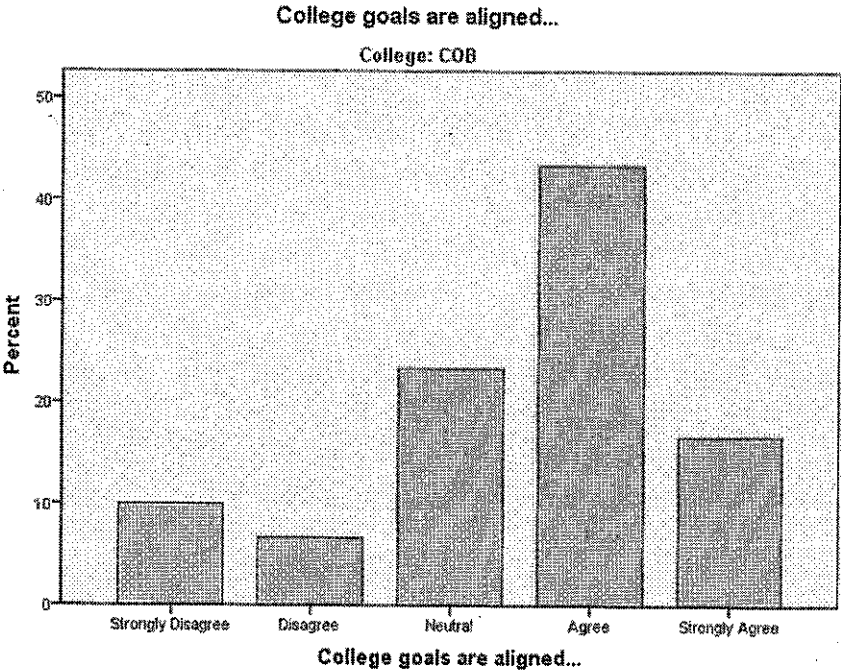
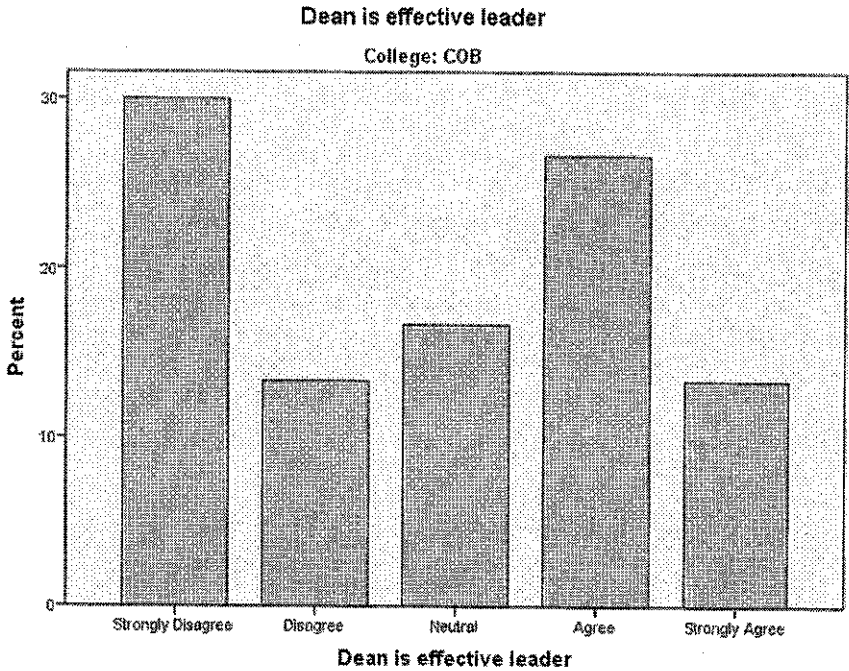
		Frequency	Percent	Valid Percent	Cumulative Percent
Valid	Strongly Disagree	6	20.0	20.0	20.0
	Disagree	7	23.3	23.3	43.3
	Neutral	8	26.7	26.7	70.0
	Agree	5	16.7	16.7	86.7
	Strongly Agree	4	13.3	13.3	100.0
	Total	30	100.0	100.0	

a. College = COB

Strong support staff^a

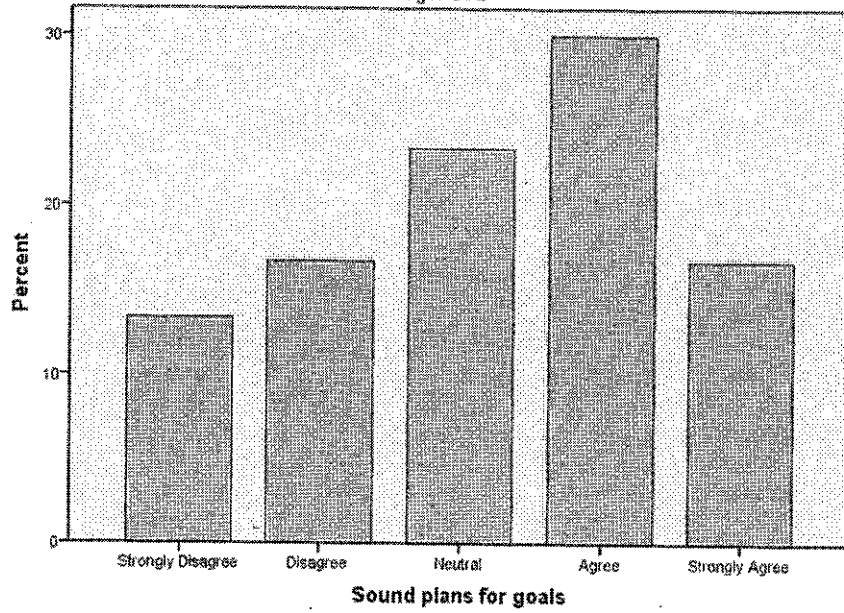
		Frequency	Percent	Valid Percent	Cumulative Percent
Valid	Strongly Disagree	2	6.7	6.7	6.7
	Disagree	3	10.0	10.0	16.7
	Neutral	6	20.0	20.0	36.7
	Agree	14	46.7	46.7	83.3
	Strongly Agree	5	16.7	16.7	100.0
	Total	30	100.0	100.0	

Bar Charts: COB



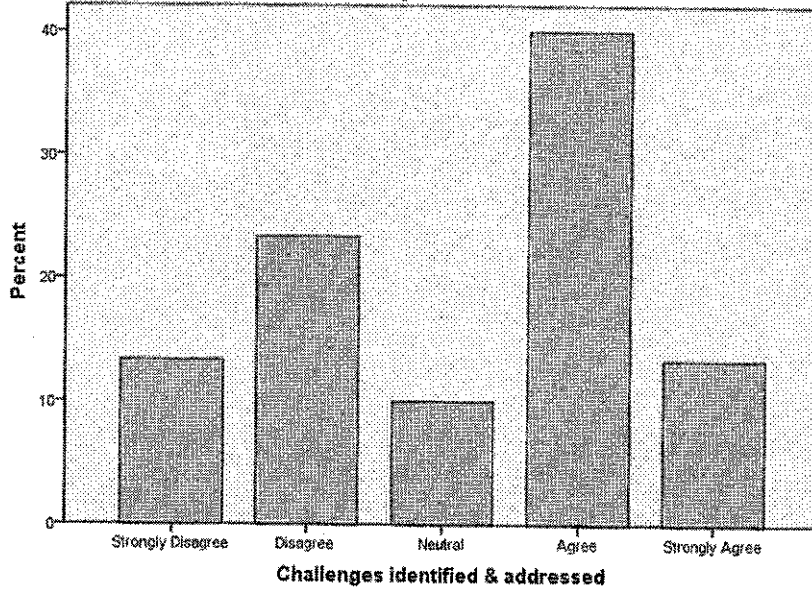
Sound plans for goals

College: COB



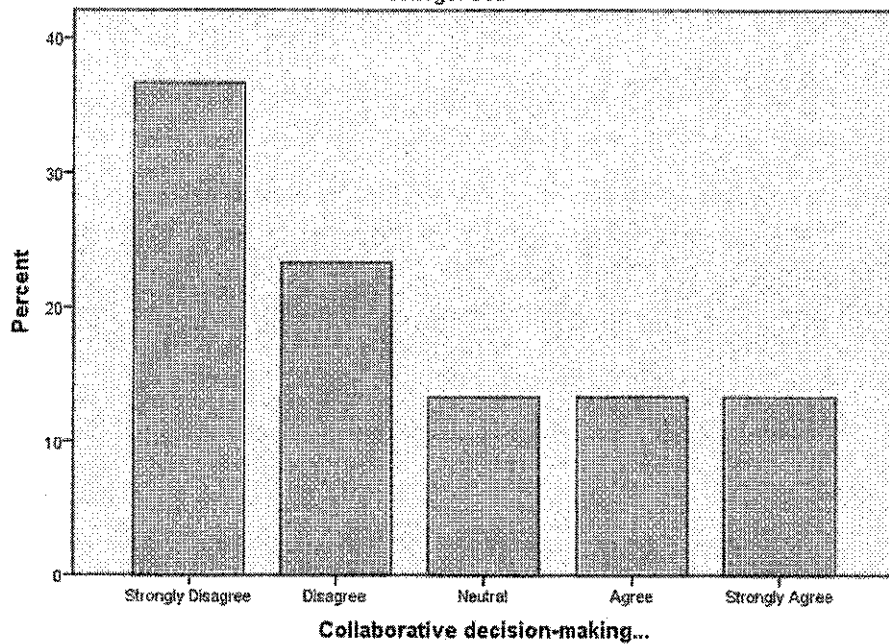
Challenges identified & addressed

College: COB



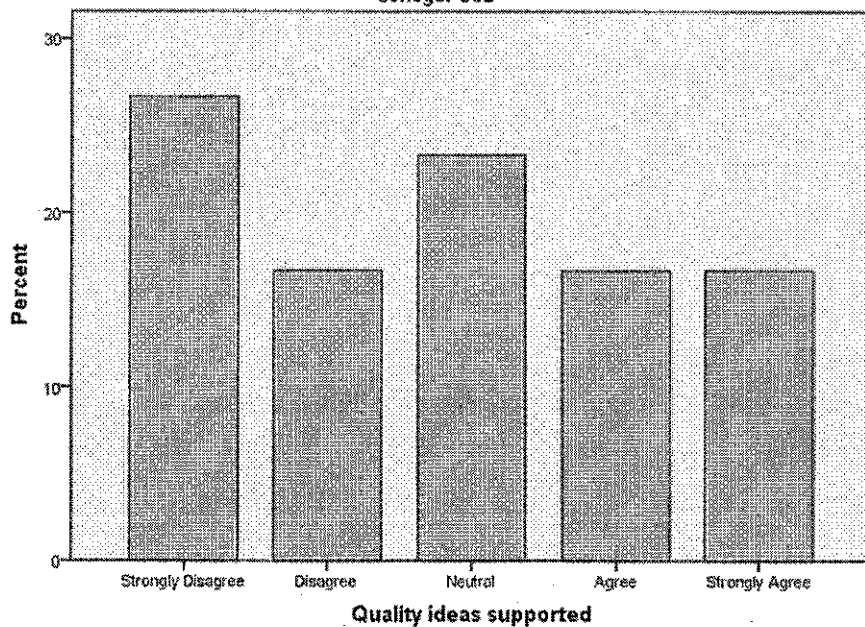
Collaborative decision-making...

College: COB



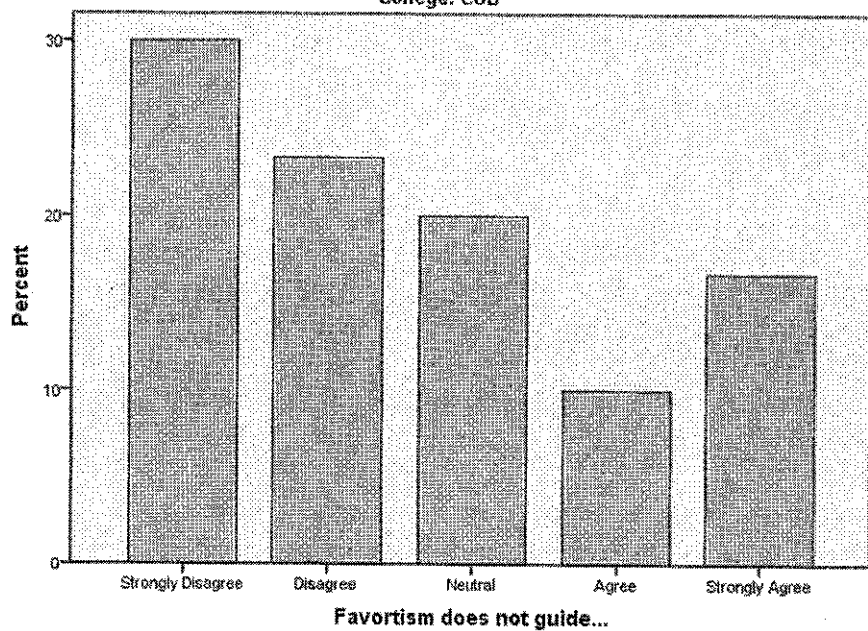
Quality ideas supported

College: COB



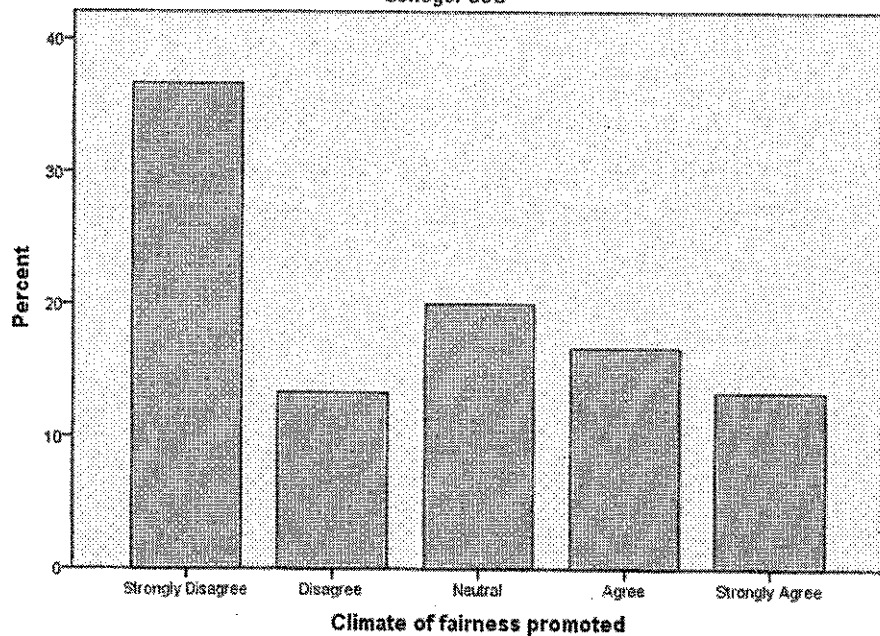
Favortism does not guide...

College: COB



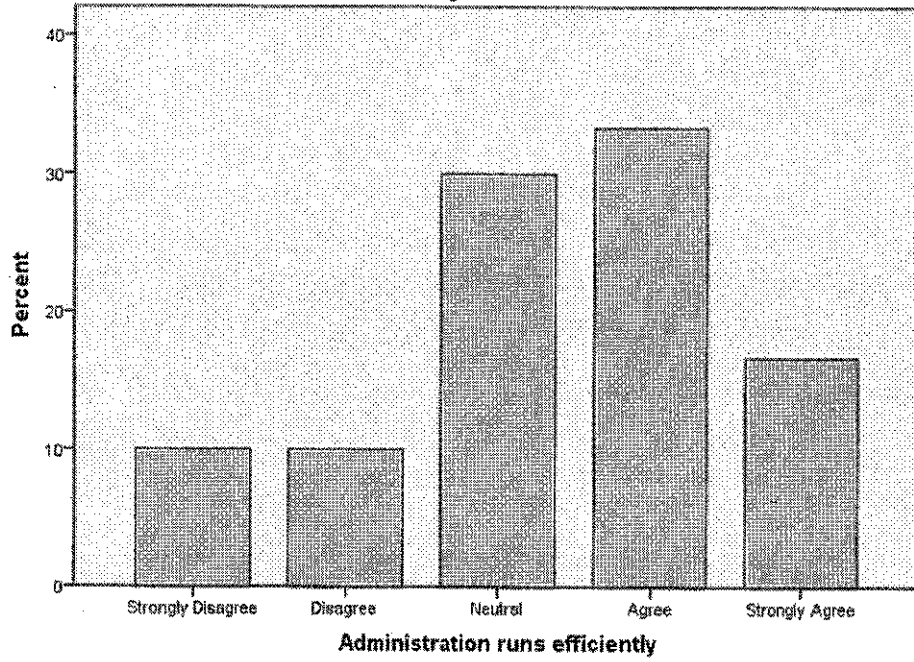
Climate of fairness promoted

College: COB



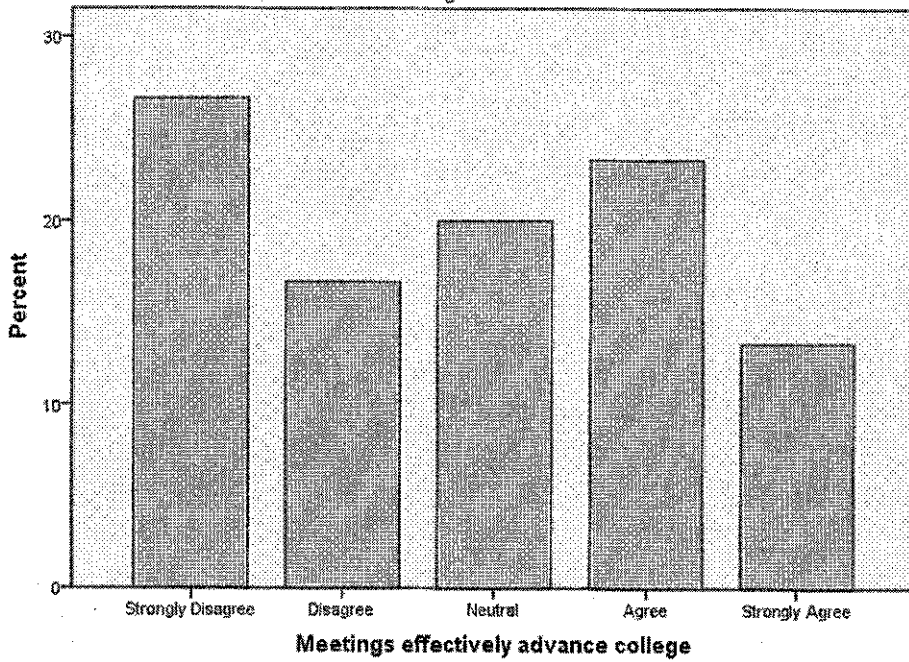
Administration runs efficiently

College: COB



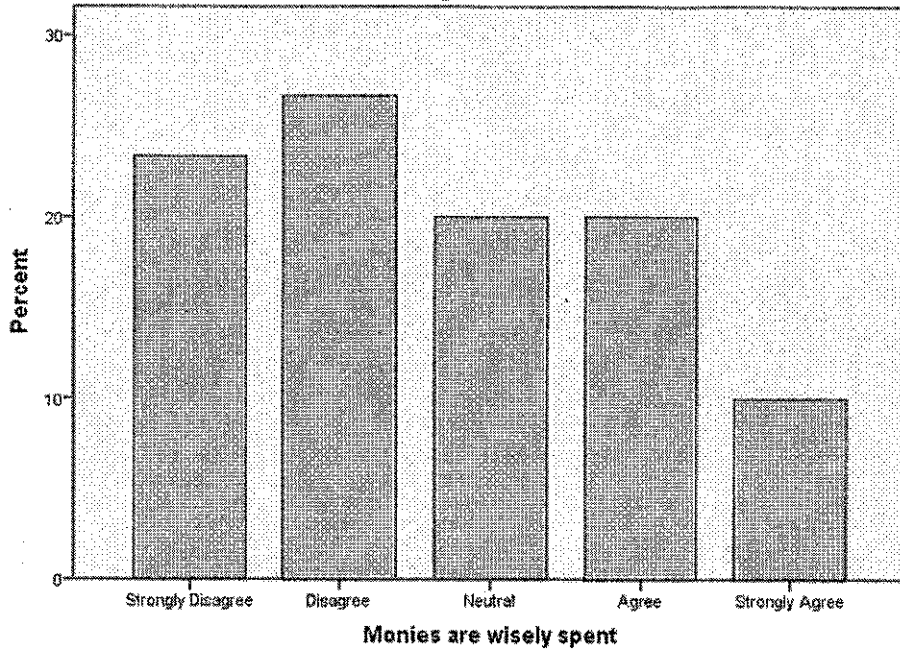
Meetings effectively advance college

College: COB



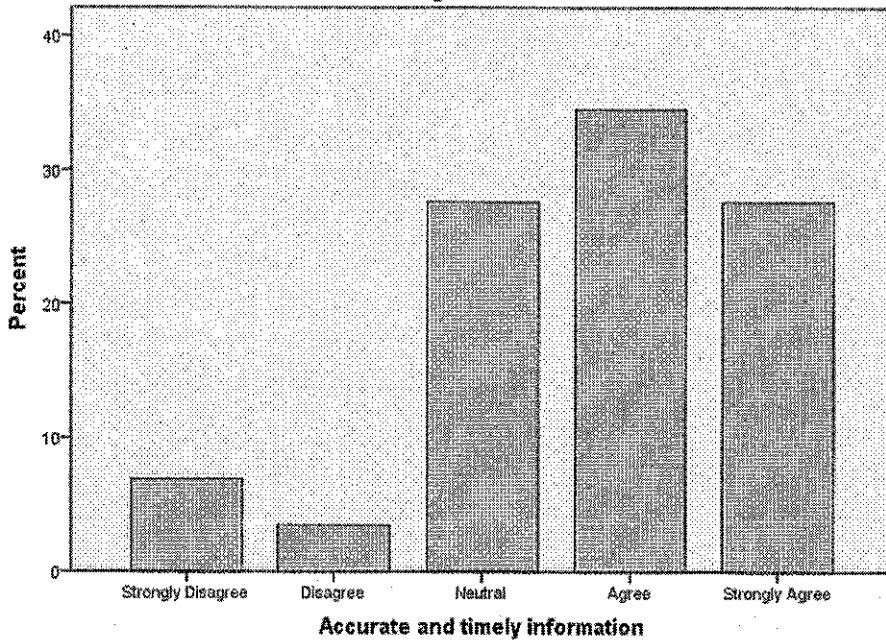
Monies are wisely spent

College: COB



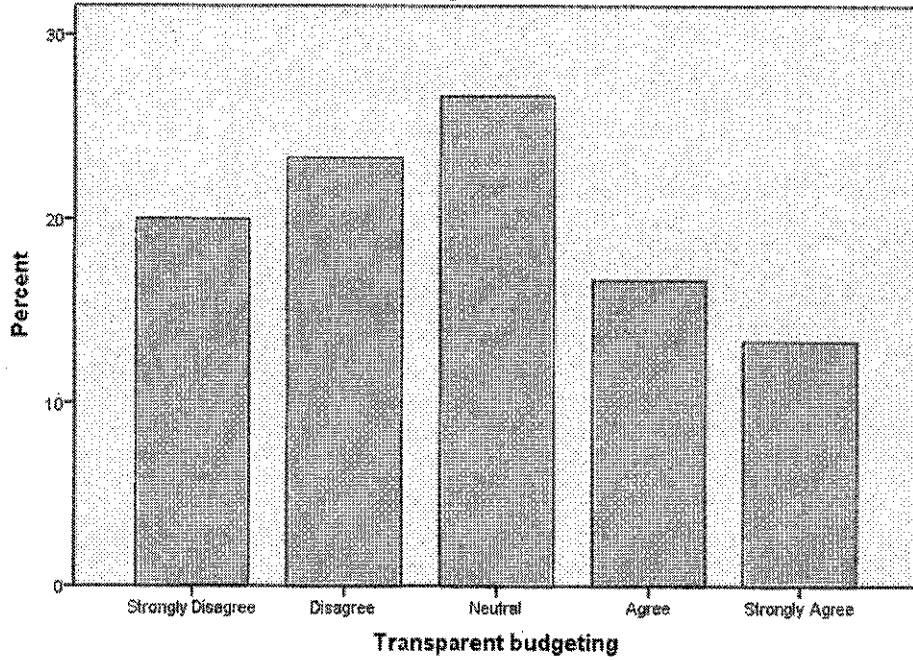
Accurate and timely information

College: COB



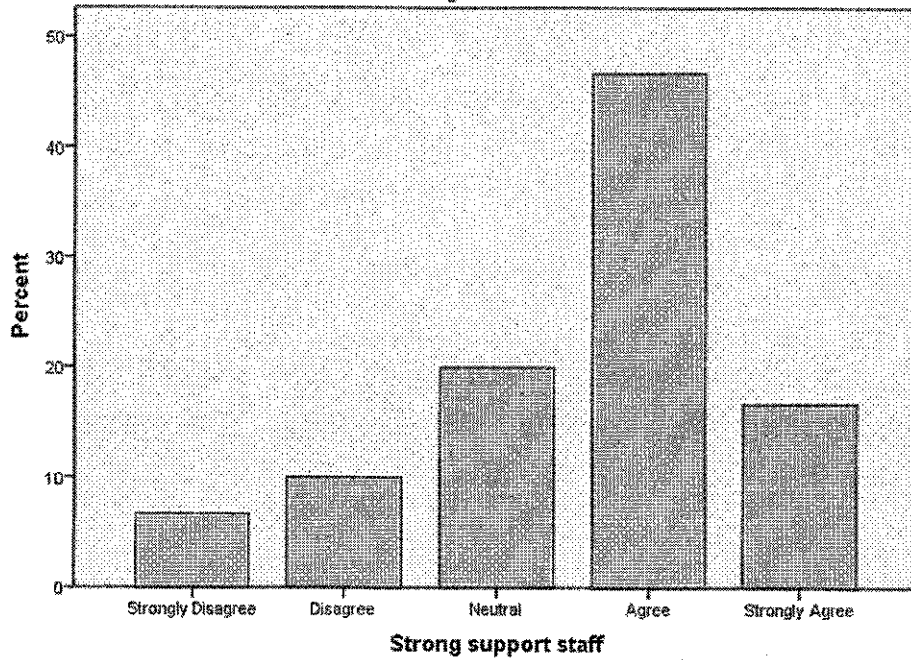
Transparent budgeting

College: COB



Strong support staff

College: COB



College = COE

Descriptive Statistics^a

	N	Minimum	Maximum	Mean	Std. Deviation
Dean is effective leader	35	1	5	3.31	1.510
College goals are aligned...	35	1	5	3.89	1.132
Sound plans for goals	35	1	5	3.69	1.255
Challenges identified & addressed	35	1	5	3.57	1.267
Collaborative decision-making...	35	1	5	3.11	1.568
Quality ideas supported	35	1	5	3.43	1.420
Favortism does not guide...	35	1	5	2.97	1.524
Climate of fairness promoted	35	1	5	2.94	1.571
Administration runs efficiently	35	1	5	3.80	1.279
Meetings effectively advance college	35	1	5	3.06	1.454
Monies are wisely spent	35	1	5	3.40	1.265
Accurate and timely information	35	2	5	4.00	.874
Transparent budgeting	35	1	5	3.17	1.403
Strong support staff	34	3	5	4.35	.597
Valid N (listwise)	34				

a. College = COE

College = COE

Statistics^a

		Dean is effective leader	College goals are aligned...	Sound plans for goals	Challenges identified & addressed	Collaborative decision-making...
N	Valid	35	35	35	35	35
	Missing	0	0	0	0	0

Statistics^a

		Quality ideas supported	Favortism does not guide...	Climate of fairness promoted	Administration runs efficiently	Meetings effectively advance college
N	Valid	35	35	35	35	35
	Missing	0	0	0	0	0

Statistics^a

		Monies are wisely spent	Accurate and timely information	Transparent budgeting	Strong support staff
N	Valid	35	35	35	34
	Missing	0	0	0	1

a. College = COE

Frequency Tables: COE

Dean is effective leader^a

		Frequency	Percent	Valid Percent	Cumulative Percent
Valid	Strongly Disagree	6	17.1	17.1	17.1
	Disagree	7	20.0	20.0	37.1
	Neutral	2	5.7	5.7	42.9
	Agree	10	28.6	28.6	71.4
	Strongly Agree	10	28.6	28.6	100.0
	Total	35	100.0	100.0	

a. College = COE

College goals are aligned...^a

		Frequency	Percent	Valid Percent	Cumulative Percent
Valid	Strongly Disagree	2	5.7	5.7	5.7
	Disagree	2	5.7	5.7	11.4
	Neutral	6	17.1	17.1	28.6
	Agree	13	37.1	37.1	65.7
	Strongly Agree	12	34.3	34.3	100.0
	Total	35	100.0	100.0	

a. College = COE

Sound plans for goals^a

		Frequency	Percent	Valid Percent	Cumulative Percent
Valid	Strongly Disagree	3	8.6	8.6	8.6
	Disagree	3	8.6	8.6	17.1
	Neutral	7	20.0	20.0	37.1
	Agree	11	31.4	31.4	68.6
	Strongly Agree	11	31.4	31.4	100.0
	Total	35	100.0	100.0	

a. College = COE

Challenges identified & addressed^a

		Frequency	Percent	Valid Percent	Cumulative Percent
Valid	Strongly Disagree	3	8.6	8.6	8.6
	Disagree	4	11.4	11.4	20.0
	Neutral	8	22.9	22.9	42.9
	Agree	10	28.6	28.6	71.4
	Strongly Agree	10	28.6	28.6	100.0
	Total	35	100.0	100.0	

a. College = COE

Collaborative decision-making...^a

		Frequency	Percent	Valid Percent	Cumulative Percent
Valid	Strongly Disagree	9	25.7	25.7	25.7
	Disagree	5	14.3	14.3	40.0
	Neutral	2	5.7	5.7	45.7
	Agree	11	31.4	31.4	77.1
	Strongly Agree	8	22.9	22.9	100.0
	Total	35	100.0	100.0	

a. College = COE

Quality ideas supported^a

		Frequency	Percent	Valid Percent	Cumulative Percent
Valid	Strongly Disagree	5	14.3	14.3	14.3
	Disagree	4	11.4	11.4	25.7
	Neutral	8	22.9	22.9	48.6
	Agree	7	20.0	20.0	68.6
	Strongly Agree	11	31.4	31.4	100.0
	Total	35	100.0	100.0	

Quality ideas supported^a

		Frequency	Percent	Valid Percent	Cumulative Percent
Valid	Strongly Disagree	5	14.3	14.3	14.3
	Disagree	4	11.4	11.4	25.7
	Neutral	8	22.9	22.9	48.6
	Agree	7	20.0	20.0	68.6
	Strongly Agree	11	31.4	31.4	100.0
	Total	35	100.0	100.0	

a. College = COE

Favortism does not guide...^a

		Frequency	Percent	Valid Percent	Cumulative Percent
Valid	Strongly Disagree	9	25.7	25.7	25.7
	Disagree	5	14.3	14.3	40.0
	Neutral	7	20.0	20.0	60.0
	Agree	6	17.1	17.1	77.1
	Strongly Agree	8	22.9	22.9	100.0
	Total	35	100.0	100.0	

a. College = COE

Climate of fairness promoted^a

		Frequency	Percent	Valid Percent	Cumulative Percent
Valid	Strongly Disagree	11	31.4	31.4	31.4
	Disagree	2	5.7	5.7	37.1
	Neutral	8	22.9	22.9	60.0
	Agree	6	17.1	17.1	77.1
	Strongly Agree	8	22.9	22.9	100.0
	Total	35	100.0	100.0	

Climate of fairness promoted^a

		Frequency	Percent	Valid Percent	Cumulative Percent
Valid	Strongly Disagree	11	31.4	31.4	31.4
	Disagree	2	5.7	5.7	37.1
	Neutral	8	22.9	22.9	60.0
	Agree	6	17.1	17.1	77.1
	Strongly Agree	8	22.9	22.9	100.0
	Total	35	100.0	100.0	

a. College = COE

Administration runs efficiently^a

		Frequency	Percent	Valid Percent	Cumulative Percent
Valid	Strongly Disagree	3	8.6	8.6	8.6
	Disagree	3	8.6	8.6	17.1
	Neutral	5	14.3	14.3	31.4
	Agree	11	31.4	31.4	62.9
	Strongly Agree	13	37.1	37.1	100.0
	Total	35	100.0	100.0	

a. College = COE

Meetings effectively advance college^a

		Frequency	Percent	Valid Percent	Cumulative Percent
Valid	Strongly Disagree	8	22.9	22.9	22.9
	Disagree	3	8.6	8.6	31.4
	Neutral	11	31.4	31.4	62.9
	Agree	5	14.3	14.3	77.1
	Strongly Agree	8	22.9	22.9	100.0
	Total	35	100.0	100.0	

Meetings effectively advance college^a

	Frequency	Percent	Valid Percent	Cumulative Percent
Valid Strongly Disagree	8	22.9	22.9	22.9
Disagree	3	8.6	8.6	31.4
Neutral	11	31.4	31.4	62.9
Agree	5	14.3	14.3	77.1
Strongly Agree	8	22.9	22.9	100.0
Total	35	100.0	100.0	

a. College = COE

Monies are wisely spent^a

	Frequency	Percent	Valid Percent	Cumulative Percent
Valid Strongly Disagree	3	8.6	8.6	8.6
Disagree	5	14.3	14.3	22.9
Neutral	11	31.4	31.4	54.3
Agree	7	20.0	20.0	74.3
Strongly Agree	9	25.7	25.7	100.0
Total	35	100.0	100.0	

a. College = COE

Accurate and timely information^a

	Frequency	Percent	Valid Percent	Cumulative Percent
Valid Disagree	2	5.7	5.7	5.7
Neutral	7	20.0	20.0	25.7
Agree	15	42.9	42.9	68.6
Strongly Agree	11	31.4	31.4	100.0
Total	35	100.0	100.0	

a. College = COE

Transparent budgeting^a

		Frequency	Percent	Valid Percent	Cumulative Percent
Valid	Strongly Disagree	6	17.1	17.1	17.1
	Disagree	5	14.3	14.3	31.4
	Neutral	9	25.7	25.7	57.1
	Agree	7	20.0	20.0	77.1
	Strongly Agree	8	22.9	22.9	100.0
	Total	35	100.0	100.0	

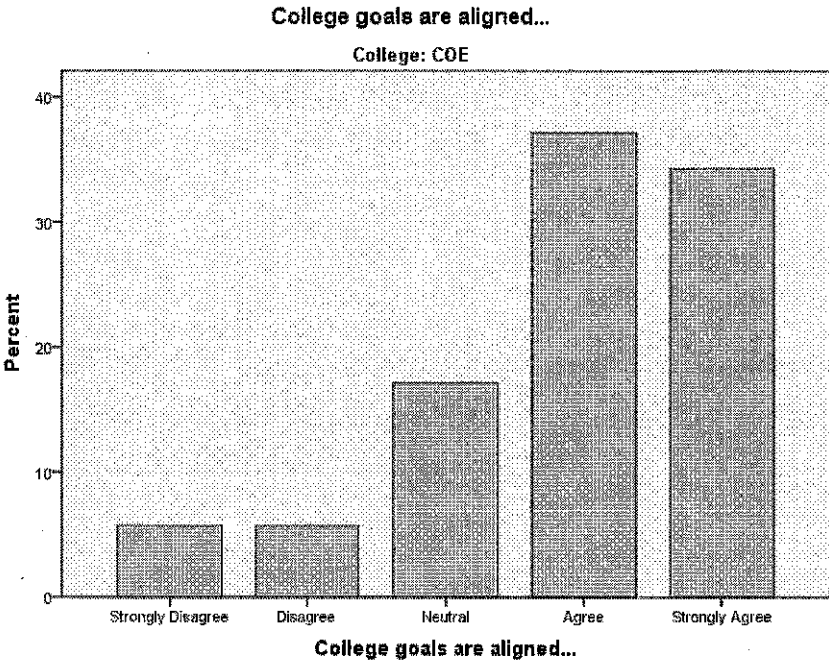
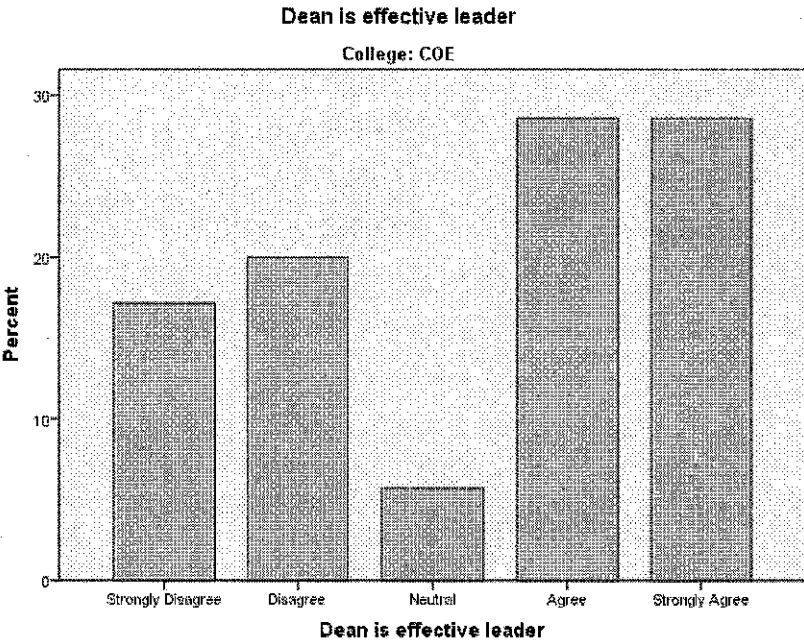
a. College = COE

Strong support staff^a

		Frequency	Percent	Valid Percent	Cumulative Percent
Valid	Neutral	2	5.7	5.9	5.9
	Agree	18	51.4	52.9	58.8
	Strongly Agree	14	40.0	41.2	100.0
	Total	34	97.1	100.0	
Missing	System	1	2.9		
Total		35	100.0		

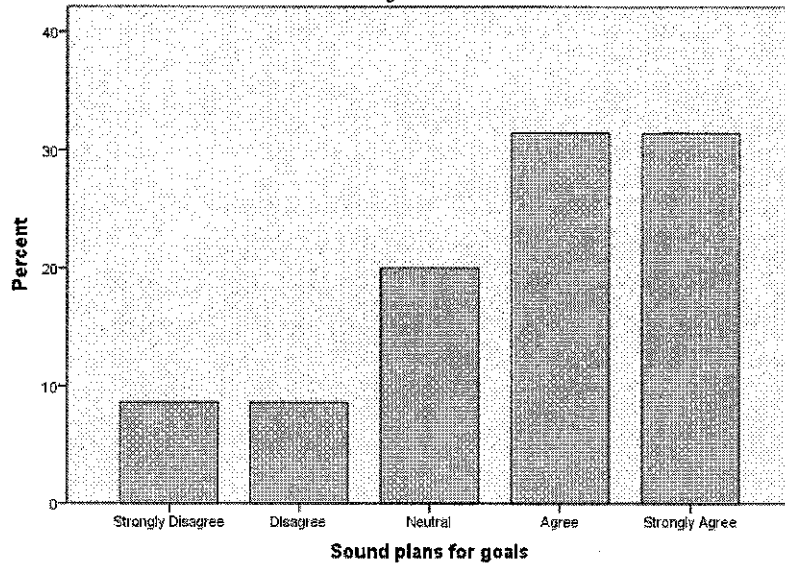
a. College = COE

Bar Charts: COE



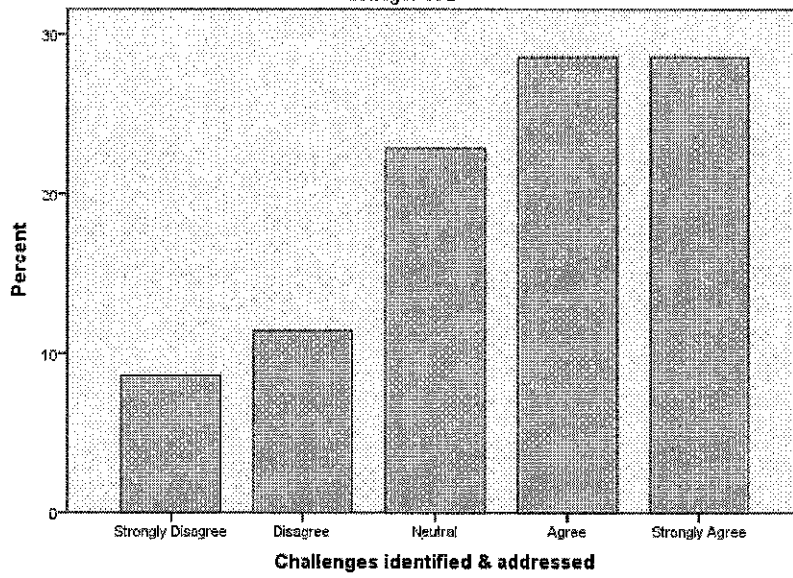
Sound plans for goals

College: COE



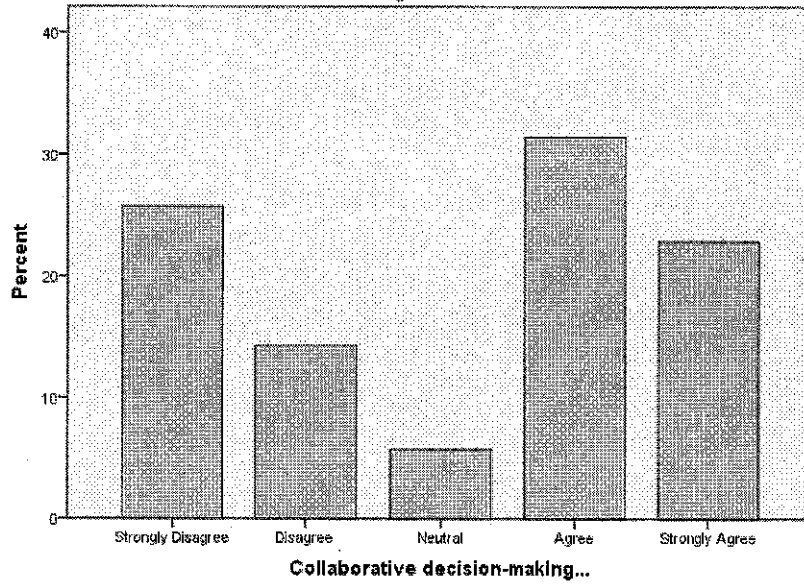
Challenges identified & addressed

College: COE



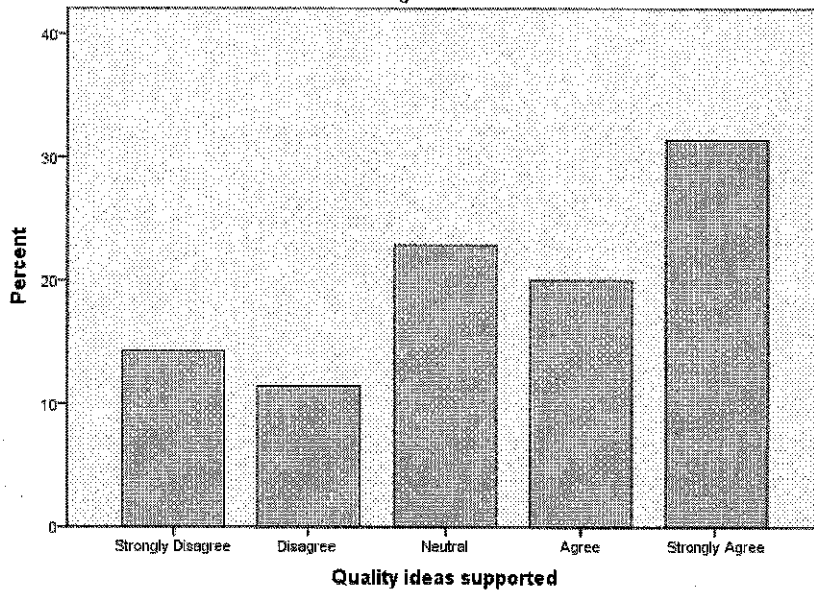
Collaborative decision-making...

College: COE



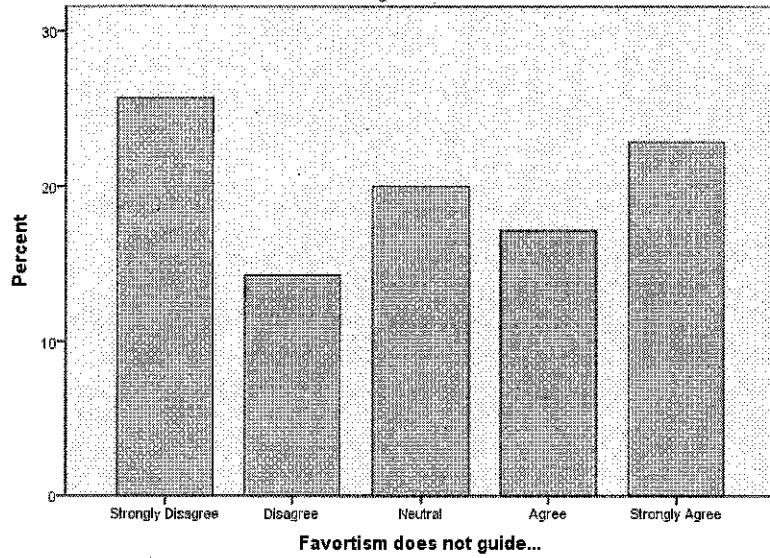
Quality ideas supported

College: COE



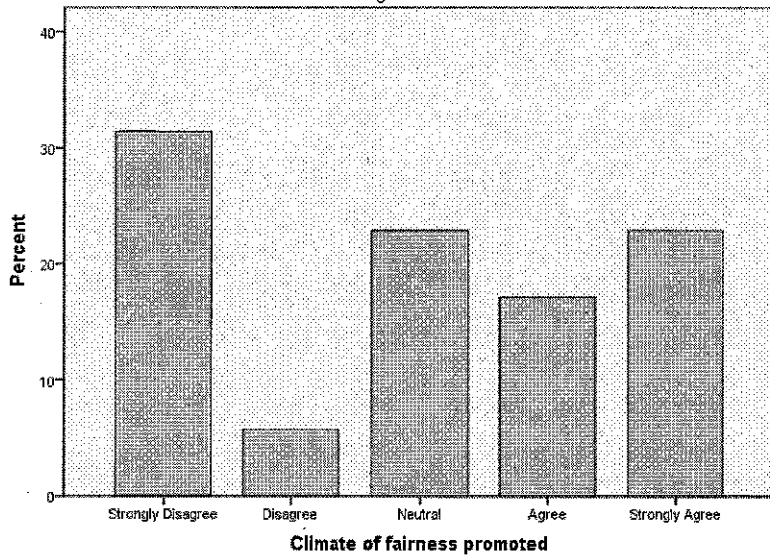
Favortism does not guide...

College: COE



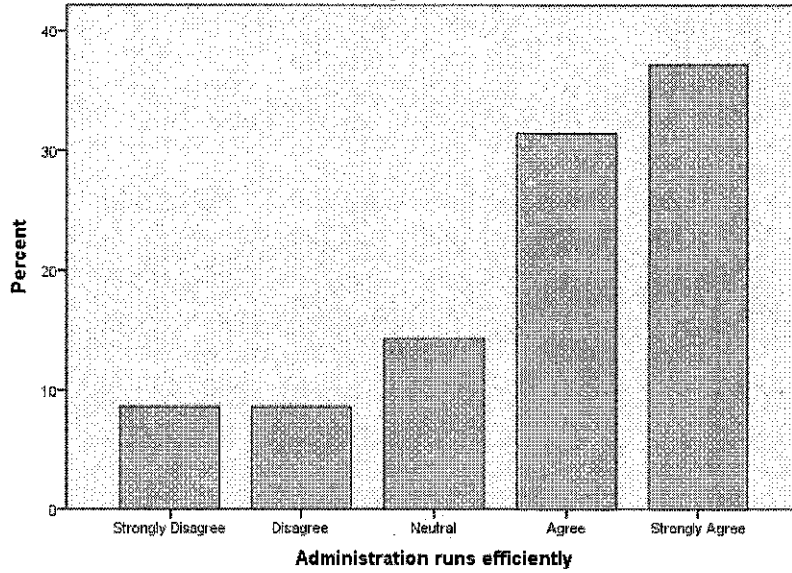
Climate of fairness promoted

College: COE



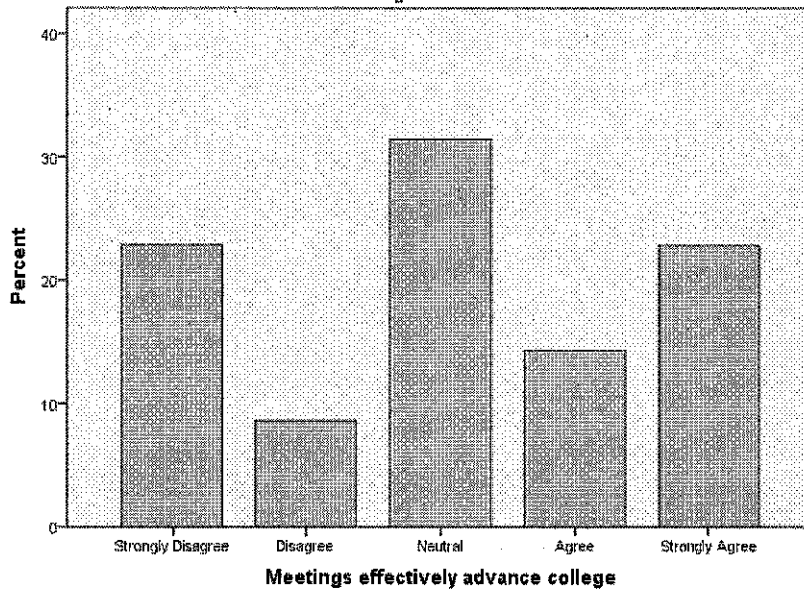
Administration runs efficiently

College: COE



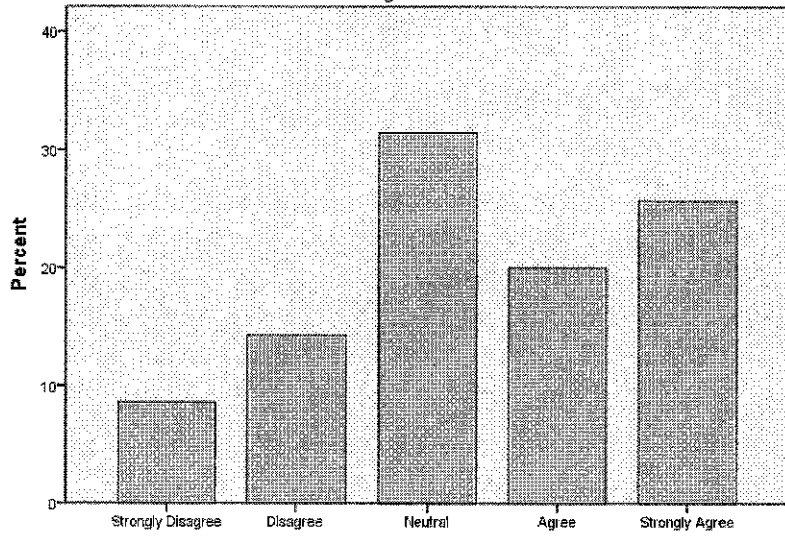
Meetings effectively advance college

College: COE



Monies are wisely spent

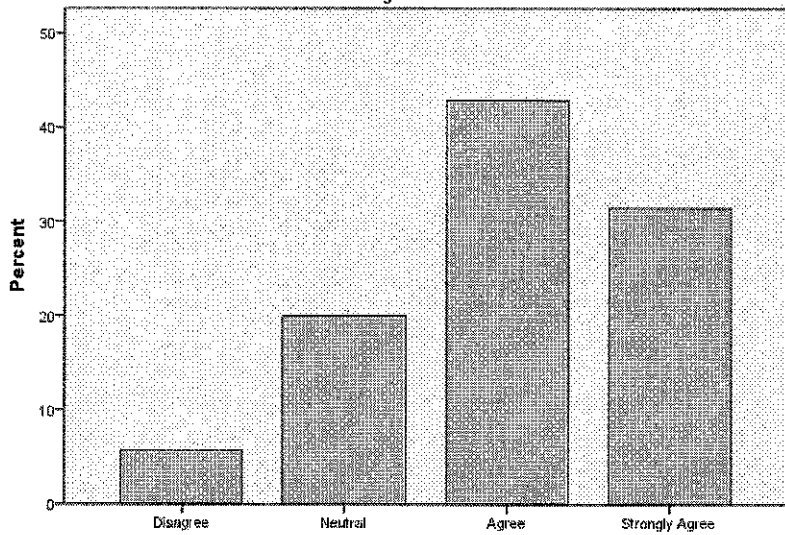
College: COE



Monies are wisely spent

Accurate and timely information

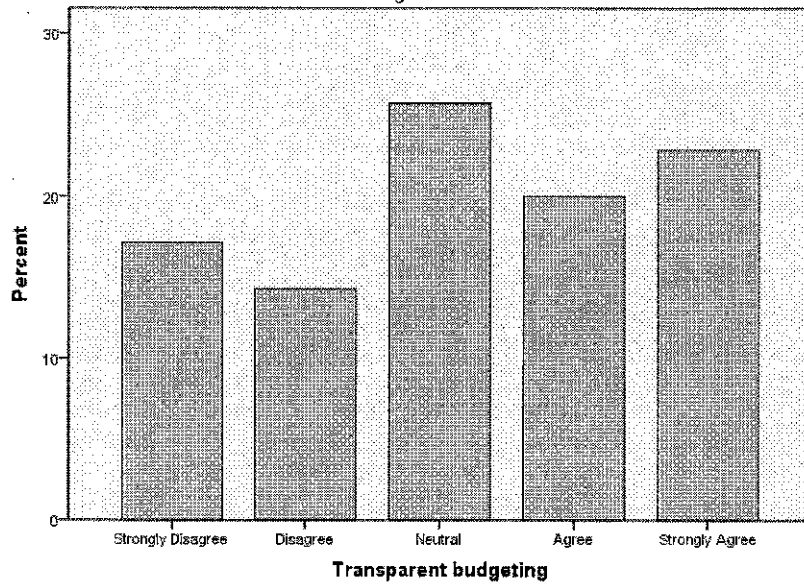
College: COE



Accurate and timely information

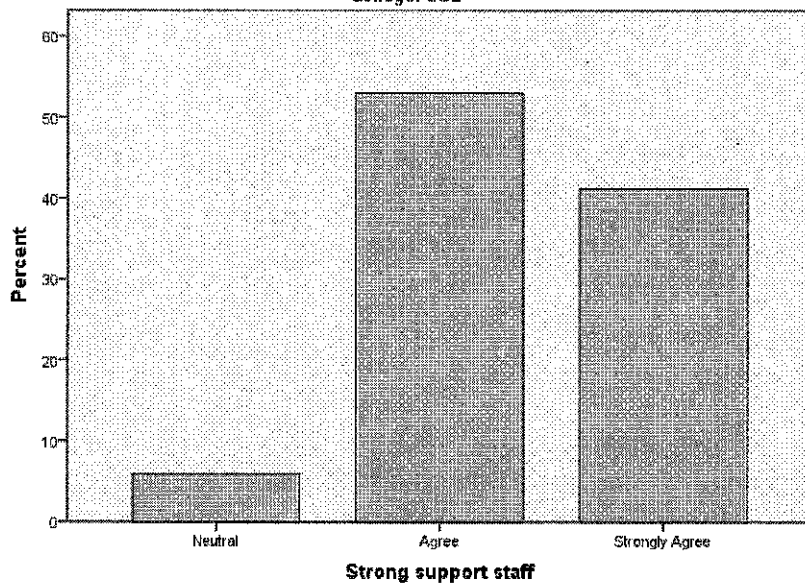
Transparent budgeting

College: COE



Strong support staff

College: COE



College = NotSp

Descriptive Statistics^a

	N	Minimum	Maximum	Mean	Std. Deviation
Dean is effective leader	17	1	5	3.65	1.115
College goals are aligned...	17	1	5	3.76	1.251
Sound plans for goals	17	1	5	3.76	1.251
Challenges identified & addressed	17	1	5	3.47	1.375
Collaborative decision-making...	17	1	5	3.12	1.219
Quality ideas supported	17	1	5	3.47	1.231
Favortism does not guide...	17	1	5	3.35	1.412
Climate of fairness promoted	17	1	5	3.35	1.412
Administration runs efficiently	17	1	5	3.65	1.272
Meetings effectively advance college	16	1	5	3.56	1.315
Monies are wisely spent	17	1	5	3.53	1.231
Accurate and timely information	17	1	5	3.47	1.375
Transparent budgeting	17	1	5	3.41	1.417
Strong support staff	17	1	5	3.71	1.263
Valid N (listwise)	16				

a. College = NotSp

College = Other

Descriptive Statistics^a

	N	Minimum	Maximum	Mean	Std. Deviation
Dean is effective leader	4	1	4	2.50	1.291
College goals are aligned...	4	3	5	4.00	.816
Sound plans for goals	4	2	4	2.75	.957
Challenges identified & addressed	4	1	4	2.25	1.258
Collaborative decision-making...	4	1	3	2.00	.816
Quality ideas supported	4	2	3	2.50	.577
Favortism does not guide...	4	2	3	2.50	.577
Climate of fairness promoted	4	1	3	2.25	.957
Administration runs efficiently	4	2	4	2.75	.957
Meetings effectively advance college	4	2	4	3.25	.957
Monies are wisely spent	4	3	4	3.50	.577
Accurate and timely information	4	3	4	3.75	.500
Transparent budgeting	4	2	4	3.00	.816
Strong support staff	4	2	3	2.75	.500
Valid N (listwise)	4				

a. College = Other