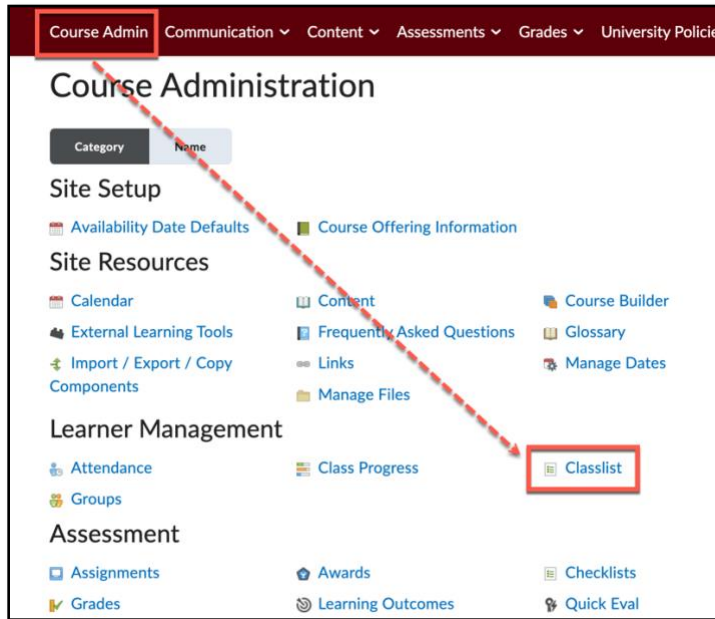


User Accommodations for Quizzes

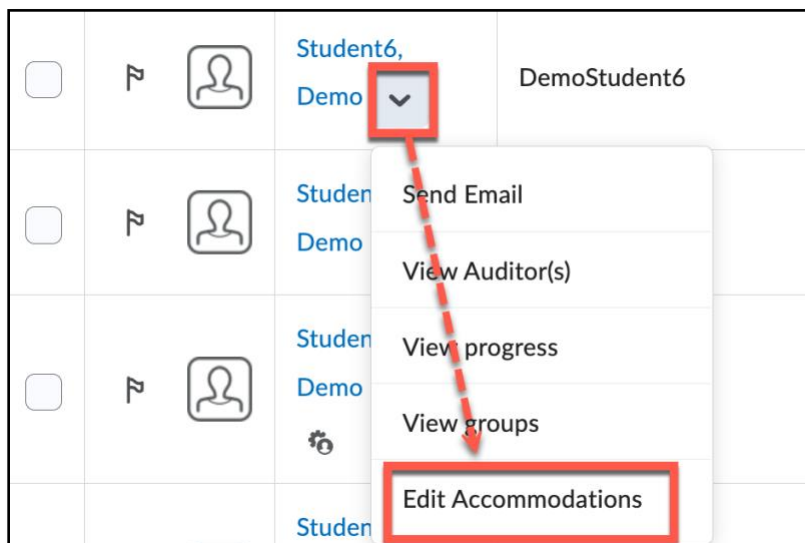
Learner accommodations requiring extra time on a Quiz are managed in your Classlist on Brightspace.

To set an accommodation for a learner:

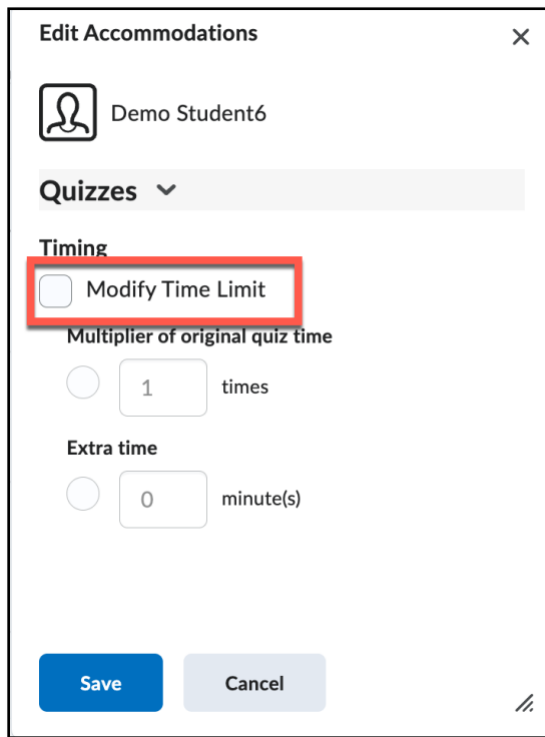
1. Navigate to your Classlist by accessing Course Admin from the course navigation and selecting Classlist from your options.




2. Access the context menu of the learner you would like to add quiz accommodations for and choose Edit Accommodations from the list of options.



- On the Edit Accommodations dialogue box, select the check box for Modify Time Limit. This will allow you to either increase the original quiz time by a factor or add extra time in minutes.



Edit Accommodations [X]

 Demo Student6

Quizzes ▾

Timing

☒ **Modify Time Limit**

Multiplier of original quiz time

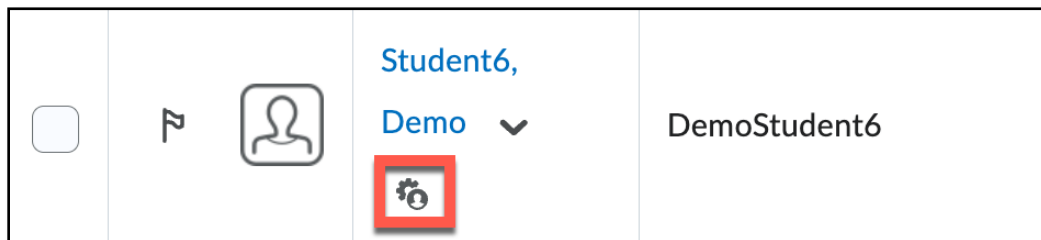
☐ 1 times




Extra time

☐ 0 minute(s)

Save **Cancel**

- Select Save. The Accommodation symbol will then appear next to the student's name when applied.



<input type="checkbox"/>	 	Student6, Demo ▾ 	DemoStudent6
--------------------------	---	--	--------------