

## FA13 Freshman Survey\_Non-Honors

**Description:** We will also need to have a drawing that is handled the same way as FA12.

**Date Created:** 8/8/2013 6:59:39 PM

**Date Range:** 8/14/2013 12:00:00 AM - 8/30/2013 5:00:00 PM

**Total Respondents:** 534

Q1. What is your major? (If you are undecided or choosing between two or more majors, please choose "Undecided")

Count	Percent		
12	2.25%	<input type="text" value="2.25"/>	Accounting
3	0.56%	<input type="text" value="0.56"/>	Agriculture/Agriculture Communication
2	0.37%	<input type="text" value="0.37"/>	Agricultural Business/Agricultural Marketing and Sales
2	0.37%	<input type="text" value="0.37"/>	Agricultural Business/Enterprise Management
0	0.00%	<input type="text" value="0.00"/>	Agriculture Business/Agriculture Finance and Management
4	0.75%	<input type="text" value="0.75"/>	Agriculture Education
5	0.94%	<input type="text" value="0.94"/>	Animal Science
3	0.56%	<input type="text" value="0.56"/>	Anthropology
6	1.12%	<input type="text" value="1.12"/>	Art and Design
2	0.37%	<input type="text" value="0.37"/>	Art and Design- Education
0	0.00%	<input type="text" value="0.00"/>	Art History
0	0.00%	<input type="text" value="0.00"/>	Art/Ceramics
1	0.19%	<input type="text" value="0.19"/>	Art/Computer Animation
2	0.37%	<input type="text" value="0.37"/>	Art/Digital Arts
0	0.00%	<input type="text" value="0.00"/>	Art/Drawing
0	0.00%	<input type="text" value="0.00"/>	Art/Metals- Jewelry
0	0.00%	<input type="text" value="0.00"/>	Art/Painting
0	0.00%	<input type="text" value="0.00"/>	Art/Photography
0	0.00%	<input type="text" value="0.00"/>	Art/Printmaking
0	0.00%	<input type="text" value="0.00"/>	Art/Sculpture
18	3.37%	<input type="text" value="3.37"/>	Athletic Training
0	0.00%	<input type="text" value="0.00"/>	Biology - Education/Categorical Science
0	0.00%	<input type="text" value="0.00"/>	Biology - Education/Unified Science
0	0.00%	<input type="text" value="0.00"/>	Biology/Ecology, Evolution and Systematics
4	0.75%	<input type="text" value="0.75"/>	Biology/Microbiology & Biotechnology
0	0.00%	<input type="text" value="0.00"/>	Biology/Organismal Biology
8	1.50%	<input type="text" value="1.50"/>	Biology/Wildlife Biology
13	2.43%	<input type="text" value="2.43"/>	Biology
10	1.87%	<input type="text" value="1.87"/>	Business Education
14	2.62%	<input type="text" value="2.62"/>	Cell and Molecular Biology
0	0.00%	<input type="text" value="0.00"/>	Chemistry- Education/Categorical Science
1	0.19%	<input type="text" value="0.19"/>	Chemistry- Education/Unified Science
8	1.50%	<input type="text" value="1.50"/>	Chemistry/Biochemistry
0	0.00%	<input type="text" value="0.00"/>	Chemistry/Industrial
3	0.56%	<input type="text" value="0.56"/>	Chemistry
1	0.19%	<input type="text" value="0.19"/>	Child and Family Development
1	0.19%	<input type="text" value="0.19"/>	Civil Engineering
1	0.19%	<input type="text" value="0.19"/>	Clinical Laboratory Sciences-Medical Technology
1	0.19%	<input type="text" value="0.19"/>	Clothing, Textiles and Merchandising/Fashion Design and Product Development
4	0.75%	<input type="text" value="0.75"/>	Clothing, Textiles and Merchandising/Fashion Merchandising and Management
4	0.75%	<input type="text" value="0.75"/>	Communication Sciences and Disorders/Audiology
0	0.00%	<input type="text" value="0.00"/>	Communication Sciences and Disorders/Education of the Deaf
		<input type="text" value=""/>	

1	0.19%		Communication/Comm Studies- BA
0	0.00%		Communication/Ethical Leadership
0	0.00%		Communication/Health Comm
0	0.00%		Communication/Intercultural Com and Diversity
0	0.00%		Communication/Intercultural
0	0.00%		Communication/Interpersonal
0	0.00%		Communication/Organizational
0	0.00%		Communication/Rhetoric
4	0.75%		Communication Science and Disorders/Speech Language Path
2	0.37%		Computer Information Systems
3	0.56%		Computer Science
8	1.50%		Construction Management
11	2.06%		Criminology
0	0.00%		Design/Graphic Design and Illustration
0	0.00%		Design/Graphic Design
0	0.00%		Design/Illustration
3	0.56%		Dietetics
7	1.31%		Early Childhood Education
0	0.00%		Earth Science Education/Unified Science
0	0.00%		Economics
2	0.37%		Electrical Engineering
1	0.19%		Electronic Arts/Audio Studies
0	0.00%		Electronic Arts/Comp Animation Studies
0	0.00%		Electronic Arts/Video Studies
13	2.43%		Elementary Education
0	0.00%		Emerging Technologies Management
0	0.00%		English/Creative Writing
0	0.00%		English/Literature
11	2.06%		English- Education
7	1.31%		Entertainment Management
3	0.56%		Entrepreneurship
3	0.56%		Environmental Plant Science/Crop Science
0	0.00%		Environmental Plant Science/Horticulture
12	2.25%		Exercise and Movement Science/Health Studies
0	0.00%		Facility Management
4	0.75%		Family and Consumer Sciences - Education
3	0.56%		Finance
0	0.00%		Finance/Financial Planning
0	0.00%		Finance/Real Estate
0	0.00%		French
0	0.00%		French- Education
3	0.56%		General Business
0	0.00%		Geography/Environmental-Natural Resources
0	0.00%		Geography/Geotourism

0	0.00%		Geography/Travel Geography
0	0.00%		Geography
2	0.37%		Geology
1	0.19%		Geospatial Sciences
0	0.00%		German
0	0.00%		German- Education
0	0.00%		Gerontology
1	0.19%		Global Studies
1	0.19%		Health Services - Clinical Services
3	0.56%		Health Services - Health Services
2	0.37%		History
3	0.56%		History - Education
0	0.00%		Hospitality and Restaurant Administration/Club Management
3	0.56%		Hospitality and Restaurant Administration/Food and Beverage
0	0.00%		Hospitality and Restaurant Administration/General Options
0	0.00%		Hospitality and Restaurant Administration/Lodging
0	0.00%		Hospitality and Restaurant Administration/Senior Living Management
1	0.19%		Information Technology Service Management
0	0.00%		Interactive New Media Studies
3	0.56%		Interior Design
1	0.19%		Journalism/Broadcast Journalism
1	0.19%		Journalism/Print Journalism
0	0.00%		Logistics and Supply Chain Management
2	0.37%		Management/Administrative Management
0	0.00%		Management/Human Resources Management
1	0.19%		Management/International Business Administration
0	0.00%		Management/Operations Management
2	0.37%		Marketing/Advertising and Promotion
5	0.94%		Marketing/Marketing Management
0	0.00%		Marketing/Marketing Research
0	0.00%		Marketing/Sales/Sales Management
2	0.37%		Mass Media/Digital Film Production
1	0.19%		Mass Media/Film Studies
0	0.00%		Mass Media/Media Operations
2	0.37%		Mass Media/Media Production
0	0.00%		Mass Media/Media Studies
0	0.00%		Mathematics/Actuarial Mathematics
0	0.00%		Mathematics/Applied Mathematics
0	0.00%		Mathematics/Statistics
1	0.19%		Mathematics
3	0.56%		Mathematics- Education
2	0.37%		Middle School Education
1	0.19%		Music/Composition
0	0.00%		Music/Instrumental Performance

5	0.94%		Music/Instrumental
1	0.19%		Music/Jazz Performance
0	0.00%		Music/Keyboard Performance
6	1.12%		Music/Vocal Choral
2	0.37%		Music/Vocal Performance
4	0.75%		Musical Theatre
1	0.19%		Music
0	0.00%		Natural Resources
43	8.05%		Nursing
0	0.00%		Philosophy
3	0.56%		Physical Education
0	0.00%		Physics- Education
2	0.37%		Physics
0	0.00%		Planning/Community Regional Planning
0	0.00%		Planning/Tourism Planning and Development
3	0.56%		Political Science
0	0.00%		Pre-Chiropractic
0	0.00%		Pre-Dental Hygiene
0	0.00%		Pre-Dentistry
3	0.56%		Pre-Engineering
0	0.00%		Pre-Health Profession
1	0.19%		Pre-Law
5	0.94%		Pre-Medicine
1	0.19%		Pre-Occupational Therapy
0	0.00%		Pre-Optometry
4	0.75%		Pre-Pharmacy
8	1.50%		Pre-Physical Therapy
1	0.19%		Pre-Physician Assistant
3	0.56%		Pre-Veterinary Medicine
1	0.19%		Professional Writing
25	4.68%		Psychology
0	0.00%		Public Administration
3	0.56%		Public Relations
0	0.00%		Radiography/Education
1	0.19%		Radiography/Management
4	0.75%		Radiography/Science
0	0.00%		Recreation, Sport and Park Administration
0	0.00%		Religious Studies
0	0.00%		Respiratory Therapy/Education
0	0.00%		Respiratory Therapy/Management
1	0.19%		Respiratory Therapy/Science
0	0.00%		Risk Management and Insurance
3	0.56%		Social Work
1	0.19%		Sociology

0	0.00%		Socio-Political Communication
2	0.37%		Spanish
1	0.19%		Spanish- Education
4	0.75%		Special Education/Cross Categorical
0	0.00%		Speech and Theatre Education/Communication
1	0.19%		Speech and Theatre Education/Theatre
0	0.00%		Technology Education
0	0.00%		Technology Management
2	0.37%		Theatre Studies
0	0.00%		Theatre/Acting
2	0.37%		Theatre/Dance
0	0.00%		Theatre/Design/Technology/Stage Mgt
6	1.12%		Wildlife Conservation and Management
103	19.29%		Undecided
534 Respondents			

Q2. What is your gender?

Count	Percent		
367	68.73%		Female
167	31.27%		Male
534 Respondents			

Q3. Where are you from?

Count	Percent		
124	23.22%		Southwest Missouri
77	14.42%		Kansas City/northwest Missouri area
177	33.15%		St. Louis area
25	4.68%		Southeast Missouri area
72	13.48%		Central/northeast Missouri area
59	11.05%		Another state/country (please specify)

Count	Percent		
1	1.69%		Arizona
3	5.08%		Arkansas
1	1.69%		ARKANSAS
1	1.69%		Belleville, Illinois
1	1.69%		Bentonville, Arkansas
1	1.69%		California
1	1.69%		Dallas, tx
1	1.69%		Denver CO
1	1.69%		Fayetteville, Arkansas
1	1.69%		Grayslake IL
1	1.69%		Grove, OK
2	3.39%		illinois
12	20.34%		Illinois
2	3.39%		Iowa

2	3.39%		Kansas
1	1.69%		Kansas City, Kansas
1	1.69%		Leavenworth Kansas
1	1.69%		little rock arkansas
1	1.69%		Louisiana
1	1.69%		Maryland
1	1.69%		McCook Lake, South Dakota
2	3.39%		Minnesota
1	1.69%		Nebraska
1	1.69%		Neosho, MO
1	1.69%		Nevada
1	1.69%		North Carolina
1	1.69%		Northern Indiana
1	1.69%		Northwest Arkansas
3	5.08%		Oklahoma
2	3.39%		Olathe Kansas
1	1.69%		South central Missouri
1	1.69%		Tennessee
1	1.69%		Texas/U.S. Army Veteran
1	1.69%		Tomball, Texas
1	1.69%		Topeka, Kansas
1	1.69%		Tulsa Oklahoma
1	1.69%		Virginia Beach, Virginia
1	1.69%		Wisconsin
1	1.69%		Yorktown, VA

534 Respondents

Q4. What is your race/ethnicity? (Check all that apply)

Count	Respondent %	Response %	
8	1.50%	1.41%	American Indian/Alaskan Native
13	2.43%	2.30%	Asian
40	7.49%	7.07%	Black/African American
18	3.37%	3.18%	Hispanic/Latino
5	0.94%	0.88%	Native Hawaiian/Pacific Islander
481	90.07%	84.98%	White/Caucasian
1	0.19%	0.18%	Other (please specify)

Count	Percent	
1	100.00%	black/white

534 Respondents

566 Responses

Q5. When did you decide that you would attend Missouri State University?

Count	Percent		
38	7.12%		I have wanted to go to Missouri State for as long as I can remember.
139	26.03%		Before my senior year in high school
329	61.61%		During my senior year in high school
28	5.24%		After I graduated from high school
534	Respondents		

Q6. Please briefly summarize the main reason(s) you chose to attend Missouri State: (Check all that apply)

Count	Respondent %	Response %		
140	26.22%	6.50%		Close to home
359	67.23%	16.67%		Cost/good value for education
31	5.81%	1.44%		Far from home
149	27.90%	6.92%		Friends were also attending
263	49.25%	12.22%		It just felt right
403	75.47%	18.72%		Nice campus/campus was the right size
285	53.37%	13.24%		Not too far from home, not too close
281	52.62%	13.05%		Quality academic programs
183	34.27%	8.50%		Received scholarship(s)
59	11.05%	2.74%		Other (please specify)

Count	Percent		
1	1.69%		Ability to obtain degree with evening classes
1	1.69%		Accredited Agriculture program
1	1.69%		All of family has came here too
1	1.69%		Amazing program for education majors
1	1.69%		Athletics
1	1.69%		Band!
1	1.69%		beautiful ladies
1	1.69%		Brother already there
1	1.69%		Brother attending
1	1.69%		came up here for FFA districts
1	1.69%		Campus tour
1	1.69%		Choir Program
1	1.69%		Close to family
1	1.69%		Color guard
1	1.69%		Entertainment Management Bachelors Degree
1	1.69%		family
1	1.69%		Family
1	1.69%		Family close
1	1.69%		Family close by
1	1.69%		family had previously attended
1	1.69%		Felt safe and loved school spirit
1	1.69%		Fit my dream list
1	1.69%		Friendly people
1	1.69%		Gi bill



1	1.69%	<input type="text"/>	Good music
1	1.69%	<input type="text"/>	Good Theatre & Dance program
1	1.69%	<input type="text"/>	Great Agriculture Department with various internship opportunities
1	1.69%	<input type="text"/>	had my major
1	1.69%	<input type="text"/>	had my major, friendly people
1	1.69%	<input type="text"/>	Has my major, didn't want to go to Truman
1	1.69%	<input type="text"/>	I liked how good the agriculture program is.
1	1.69%	<input type="text"/>	Lots of family have gone here in the past
1	1.69%	<input type="text"/>	Major
1	1.69%	<input type="text"/>	Married, close to family.
1	1.69%	<input type="text"/>	Missouri Fine Arts Academy
1	1.69%	<input type="text"/>	Missouri Fine Arts Academy was here and I loved it!
1	1.69%	<input type="text"/>	Mizzou did not have Criminology, so I chose the second biggest college along with it
1	1.69%	<input type="text"/>	MSU works well with veterans
1	1.69%	<input type="text"/>	Music Program
1	1.69%	<input type="text"/>	My cousin was going there
1	1.69%	<input type="text"/>	My parents graduated from here
1	1.69%	<input type="text"/>	My parents went
1	1.69%	<input type="text"/>	Numerous Campus Events, Everything I need is on campus
1	1.69%	<input type="text"/>	Offered the major I was interested in.
1	1.69%	<input type="text"/>	pre pharmacy program
1	1.69%	<input type="text"/>	Pride Band
1	1.69%	<input type="text"/>	received a letter about running cross country.
1	1.69%	<input type="text"/>	Recreation Center
1	1.69%	<input type="text"/>	Scared to be far away from home
1	1.69%	<input type="text"/>	softball
1	1.69%	<input type="text"/>	Sports
1	1.69%	<input type="text"/>	Steubenville!
1	1.69%	<input type="text"/>	Strong BFA program
1	1.69%	<input type="text"/>	Sugar bears dance team
1	1.69%	<input type="text"/>	Swimming
1	1.69%	<input type="text"/>	The people, and their willingness to be helpful
1	1.69%	<input type="text"/>	To play a sport @ college level
1	1.69%	<input type="text"/>	very friendly
1	1.69%	<input type="text"/>	Very warm and welcoming, not cold and uncaring like MU.

534 Respondents

2153 Responses

Q7. Which other college would you have been the most likely to attend had you not chosen Missouri State? (Please indicate only your first alternate choice, even though you may have been considering two or more other institutions.)

Count	Percent		
3	0.56%		Avila University
5	0.94%		Central Methodist University
14	2.62%		College of the Ozarks
3	0.56%		Columbia College
2	0.37%		Crowder College
20	3.75%		Drury University
3	0.56%		East Central College
1	0.19%		Fontbonne University
1	0.19%		Hannibal-LaGrange College
0	0.00%		Harris-Stowe State University
1	0.19%		Jefferson College
18	3.37%		Lindenwood University
1	0.19%		Lincoln University
0	0.00%		Linn State Technical College
5	0.94%		Maryville University
1	0.19%		Metropolitan Community Colleges
0	0.00%		Mineral Area College
4	0.75%		Missouri Baptist University
9	1.69%		Missouri Southern State University
2	0.37%		Missouri State University-West Plains
8	1.50%		Missouri University of Science & Technology
1	0.19%		Missouri Valley College
3	0.56%		Missouri Western State University
0	0.00%		Moberly Area College
0	0.00%		North Central Missouri College
15	2.81%		Northwest Missouri State University
30	5.62%		Ozarks Technical Community College
2	0.37%		Park University
4	0.75%		Rockhurst University
0	0.00%		Saint Charles County Community College
4	0.75%		Saint Louis Community Colleges
11	2.06%		Saint Louis University
29	5.43%		Southeast Missouri State University
7	1.31%		Southwest Baptist University
2	0.37%		State Fair Community College
0	0.00%		Three Rivers Community College
18	3.37%		Truman State University
27	5.06%		University of Central Missouri
101	18.91%		University of Missouri-Columbia
20	3.75%		University of Missouri-Kansas City
8	1.50%		University of Missouri-St. Louis
2	0.37%		Washington University

3	0.56%		Webster University
1	0.19%		Westminster College
2	0.37%		William Jewell College
1	0.19%		William Woods University
92	17.23%		Alternate choice not listed
50	9.36%		I did not apply to any other colleges.
534 Respondents			

Q8. If your first alternate choice was not listed, please specify the college here:

Count	Percent		
92	100.00%		
Count	Percent		
1	1.09%		Arkansas state university
2	2.17%		Arkansas State University
1	1.09%		ASU-Jonesboro
1	1.09%		Augustana College
1	1.09%		Baylor University
1	1.09%		Benedictine
1	1.09%		Berkeley
1	1.09%		Bradley University
1	1.09%		Brown University
1	1.09%		Carthage College
1	1.09%		Central Missouri State
1	1.09%		Central Missouri State (Mizzou)
1	1.09%		Columbia College Chicago
1	1.09%		Cornell College, IA
1	1.09%		Denver
1	1.09%		Drake
1	1.09%		Drake University
1	1.09%		East Carolina University
1	1.09%		Evangel
1	1.09%		Evangel University
1	1.09%		Florida State
1	1.09%		full sail university
2	2.17%		George Mason University
1	1.09%		Greenville College
2	2.17%		Harding University
2	2.17%		Illinois State University
1	1.09%		Iowa State University
1	1.09%		Iowa Wesleyan university
1	1.09%		John Wood Community Collage
1	1.09%		Kansas State University
1	1.09%		kansas university
1	1.09%		Kansas University
1	1.09%		Knox collge

1	1.09%	<input type="checkbox"/>	KU
1	1.09%	<input type="checkbox"/>	Louisiana State University
1	1.09%	<input type="checkbox"/>	Marian University
1	1.09%	<input type="checkbox"/>	Michigan State
1	1.09%	<input type="checkbox"/>	Milwaukee school of engineering
1	1.09%	<input type="checkbox"/>	Mississippi College
1	1.09%	<input type="checkbox"/>	Murray state
1	1.09%	<input type="checkbox"/>	New York University
1	1.09%	<input type="checkbox"/>	North Carolina A&T University
1	1.09%	<input type="checkbox"/>	North Eastern Oklahoma University
1	1.09%	<input type="checkbox"/>	Northeastern Oklahoma A&M
1	1.09%	<input type="checkbox"/>	Northern Florida University
1	1.09%	<input type="checkbox"/>	Oklahoma City
3	3.26%	<input type="checkbox"/>	Oklahoma State University
1	1.09%	<input type="checkbox"/>	Olivet Nazarene University
1	1.09%	<input type="checkbox"/>	Ouachita Baptist University
1	1.09%	<input type="checkbox"/>	Pittsburg State University
1	1.09%	<input type="checkbox"/>	Pittsburg State University
1	1.09%	<input type="checkbox"/>	Pittsburgh State University
1	1.09%	<input type="checkbox"/>	Robert Morris, Chicago, IL
1	1.09%	<input type="checkbox"/>	Salisbury University
1	1.09%	<input type="checkbox"/>	Southern Illinois University- Carbondale
1	1.09%	<input type="checkbox"/>	Southern Illinois University-Carbondale
1	1.09%	<input type="checkbox"/>	stephens college
1	1.09%	<input type="checkbox"/>	Texas A&M
1	1.09%	<input type="checkbox"/>	university of arkansas
5	5.43%	<input type="checkbox"/>	University of Arkansas
2	2.17%	<input type="checkbox"/>	University of Central Arkansas
1	1.09%	<input type="checkbox"/>	university of central missouri
1	1.09%	<input type="checkbox"/>	University of Iowa
3	3.26%	<input type="checkbox"/>	University of Kansas
1	1.09%	<input type="checkbox"/>	University of Louisville
1	1.09%	<input type="checkbox"/>	University of Minnesota Twin Cities
1	1.09%	<input type="checkbox"/>	University of Mississippi
1	1.09%	<input type="checkbox"/>	University of Nevada Las Vegas
1	1.09%	<input type="checkbox"/>	University of North Dakota
1	1.09%	<input type="checkbox"/>	University of South Dakota
1	1.09%	<input type="checkbox"/>	University of Texas
1	1.09%	<input type="checkbox"/>	University of Texas at Austin
2	2.17%	<input type="checkbox"/>	University of Wyoming
1	1.09%	<input type="checkbox"/>	Virginia Commonwealth University
1	1.09%	<input type="checkbox"/>	Washington State University- Seattle
1	1.09%	<input type="checkbox"/>	West Virginia University
1	1.09%	<input type="checkbox"/>	Western Illinois University

92 Respondents

**Q9. Please indicate how important the following considerations were to you in choosing which college to attend: - Quality of the major in which you are interested**

Count	Percent		
267	59.60%	<input type="checkbox"/>	Extremely important
128	28.57%	<input type="checkbox"/>	Very important
37	8.26%	<input type="checkbox"/>	Moderately important
9	2.01%	<input type="checkbox"/>	Somewhat important
7	1.56%	<input type="checkbox"/>	Not at all important
448	Respondents		

**Q10. Please indicate how important the following considerations were to you in choosing which college to attend: - Cost (tuition, fees, room and board)**

Count	Percent		
260	58.04%	<input type="checkbox"/>	Extremely important
135	30.13%	<input type="checkbox"/>	Very important
46	10.27%	<input type="checkbox"/>	Moderately important
7	1.56%	<input type="checkbox"/>	Somewhat important
0	0.00%	<input type="checkbox"/>	Not at all important
448	Respondents		






**Q11. Please indicate how important the following considerations were to you in choosing which college to attend: - Amount of financial aid and/or scholarships you received**

Count	Percent		
213	47.54%	<input type="checkbox"/>	Extremely important
113	25.22%	<input type="checkbox"/>	Very important
71	15.85%	<input type="checkbox"/>	Moderately important
35	7.81%	<input type="checkbox"/>	Somewhat important
16	3.57%	<input type="checkbox"/>	Not at all important
448	Respondents		






**Q12. Please indicate how important the following considerations were to you in choosing which college to attend: - Overall academic reputation**

Count	Percent		
164	36.61%	<input type="checkbox"/>	Extremely important
208	46.43%	<input type="checkbox"/>	Very important
65	14.51%	<input type="checkbox"/>	Moderately important
11	2.46%	<input type="checkbox"/>	Somewhat important
0	0.00%	<input type="checkbox"/>	Not at all important
448	Respondents		






Q13. Please indicate how important the following considerations were to you in choosing which college to attend: - Size and appearance of campus

Count	Percent		
147	32.81%		Extremely important
159	35.49%		Very important
113	25.22%		Moderately important
22	4.91%		Somewhat important
7	1.56%		Not at all important
448	Respondents		






Q14. Please indicate how important the following considerations were to you in choosing which college to attend: - City in which the college is located

Count	Percent		
111	24.78%		Extremely important
123	27.46%		Very important
124	27.68%		Moderately important
61	13.62%		Somewhat important
29	6.47%		Not at all important
448	Respondents		





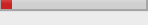
Q15. Please indicate how important the following considerations were to you in choosing which college to attend: - Safety of the campus

Count	Percent		
197	43.97%		Extremely important
138	30.80%		Very important
74	16.52%		Moderately important
35	7.81%		Somewhat important
4	0.89%		Not at all important
448	Respondents		






Q16. Please indicate how important the following considerations were to you in choosing which college to attend: - Quality of social life on campus

Count	Percent		
129	28.79%		Extremely important
149	33.26%		Very important
103	22.99%		Moderately important
49	10.94%		Somewhat important
18	4.02%		Not at all important
448	Respondents		






Q17. Please indicate how important the following considerations were to you in choosing which college to attend: - Quality of residence halls

Count	Percent		
140	31.25%		Extremely important
154	34.38%		Very important
88	19.64%		Moderately important
31	6.92%		Somewhat important
35	7.81%		Not at all important
448	Respondents		







Q18. Please indicate how important the following considerations were to you in choosing which college to attend: - Availability of a recreation center on campus

Count	Percent		
128	28.57%		Extremely important
128	28.57%		Very important
124	27.68%		Moderately important
49	10.94%		Somewhat important
19	4.24%		Not at all important
448	Respondents		







Q19. Please indicate how important the following considerations were to you in choosing which college to attend: - Success of graduates getting jobs

Count	Percent		
288	64.29%		Extremely important
119	26.56%		Very important
30	6.70%		Moderately important
8	1.79%		Somewhat important
3	0.67%		Not at all important
448	Respondents		

Q20. Please indicate how Missouri State compares to the institution you indicated as your first alternate choice: - Quality of the major in which you are interested

Count	Percent		
156	34.82%		Much better at Missouri State
97	21.65%		Somewhat better at Missouri State
139	31.03%		About the same at both colleges
30	6.70%		Somewhat worse at Missouri State
2	0.45%		Much worse at Missouri State
24	5.36%		Not applicable/cannot be compared
448	Respondents		

Q21. Please indicate how Missouri State compares to the institution you indicated as your first alternate choice: - Cost (tuition, fees, room and board)

Count	Percent		
205	45.76%		Much better at Missouri State
87	19.42%		Somewhat better at Missouri State
70	15.63%		About the same at both colleges
55	12.28%		Somewhat worse at Missouri State
19	4.24%		Much worse at Missouri State
12	2.68%		Not applicable/cannot be compared
448	Respondents		

Q22. Please indicate how Missouri State compares to the institution you indicated as your first alternate choice: - Amount of financial aid and/or scholarships you received

Count	Percent		
130	29.02%		Much better at Missouri State
83	18.53%		Somewhat better at Missouri State
107	23.88%		About the same at both colleges
51	11.38%		Somewhat worse at Missouri State
36	8.04%		Much worse at Missouri State
41	9.15%		Not applicable/cannot be compared
448	Respondents		







Q23. Please indicate how Missouri State compares to the institution you indicated as your first alternate choice: - Overall academic reputation

Count	Percent		
112	25.00%		Much better at Missouri State
106	23.66%		Somewhat better at Missouri State
149	33.26%		About the same at both colleges
55	12.28%		Somewhat worse at Missouri State
8	1.79%		Much worse at Missouri State
18	4.02%		Not applicable/cannot be compared
448	Respondents		

Q24. Please indicate how Missouri State compares to the institution you indicated as your first alternate choice: - Size and appearance of campus

Count	Percent		
187	41.74%		Much better at Missouri State
100	22.32%		Somewhat better at Missouri State
91	20.31%		About the same at both colleges
45	10.04%		Somewhat worse at Missouri State
6	1.34%		Much worse at Missouri State
19	4.24%		Not applicable/cannot be compared
448	Respondents		

Q25. Please indicate how Missouri State compares to the institution you indicated as your first alternate choice: - City in which the college is located

Count	Percent		
135	30.13%		Much better at Missouri State
101	22.54%		Somewhat better at Missouri State
133	29.69%		About the same at both colleges
37	8.26%		Somewhat worse at Missouri State
13	2.90%		Much worse at Missouri State
29	6.47%		Not applicable/cannot be compared
448	Respondents		



Q26. Please indicate how Missouri State compares to the institution you indicated as your first alternate choice: - Safety of the campus

Count	Percent		
97	21.65%		Much better at Missouri State
93	20.76%		Somewhat better at Missouri State
197	43.97%		About the same at both colleges
29	6.47%		Somewhat worse at Missouri State
2	0.45%		Much worse at Missouri State
30	6.70%		Not applicable/cannot be compared
448	Respondents		







Q27. Please indicate how Missouri State compares to the institution you indicated as your first alternate choice: - Quality of social life on campus

Count	Percent		
113	25.22%		Much better at Missouri State
118	26.34%		Somewhat better at Missouri State
155	34.60%		About the same at both colleges
29	6.47%		Somewhat worse at Missouri State
5	1.12%		Much worse at Missouri State
28	6.25%		Not applicable/cannot be compared
448	Respondents		

Q28. Please indicate how Missouri State compares to the institution you indicated as your first alternate choice: - Quality of residence halls

Count	Percent		
143	31.92%		Much better at Missouri State
101	22.54%		Somewhat better at Missouri State
121	27.01%		About the same at both colleges
30	6.70%		Somewhat worse at Missouri State
5	1.12%		Much worse at Missouri State
48	10.71%		Not applicable/cannot be compared
448	Respondents		







Q29. Please indicate how Missouri State compares to the institution you indicated as your first alternate choice: - Availability of a recreation center on campus

Count	Percent		
186	41.52%		Much better at Missouri State
84	18.75%		Somewhat better at Missouri State
127	28.35%		About the same at both colleges
8	1.79%		Somewhat worse at Missouri State
6	1.34%		Much worse at Missouri State
37	8.26%		Not applicable/cannot be compared
448	Respondents		







Q30. Please indicate how Missouri State compares to the institution you indicated as your first alternate choice: - Success of graduates getting jobs

Count	Percent		
105	23.44%		Much better at Missouri State
93	20.76%		Somewhat better at Missouri State
175	39.06%		About the same at both colleges
33	7.37%		Somewhat worse at Missouri State
7	1.56%		Much worse at Missouri State
35	7.81%		Not applicable/cannot be compared
448	Respondents		







Q31. Please indicate how important the following sources of information were in the college selection process: - Admissions Guide (viewbook)

Count	Percent		
104	21.89%		Extremely important
136	28.63%		Very important
122	25.68%		Moderately important
43	9.05%		Somewhat important
15	3.16%		Not at all important
55	11.58%		Not applicable/did not use
475	Respondents		


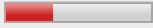




Q32. Please indicate how important the following sources of information were in the college selection process: - Scholarship and Financial Aid for Entering Freshmen and Transfer Students brochure

Count	Percent		
209	44.00%		Extremely important
152	32.00%		Very important
61	12.84%		Moderately important
20	4.21%		Somewhat important
6	1.26%		Not at all important
27	5.68%		Not applicable/did not use
475	Respondents		







Q33. Please indicate how important the following sources of information were in the college selection process: - The Missouri State website

Count	Percent		
248	52.21%		Extremely important
127	26.74%		Very important
60	12.63%		Moderately important
24	5.05%		Somewhat important
9	1.89%		Not at all important
7	1.47%		Not applicable/did not use
475	Respondents		







Q34. Please indicate how important the following sources of information were in the college selection process: - A brochure or information sheet on the academic programs in which you were interested

Count	Percent		
139	29.26%		Extremely important
156	32.84%		Very important
109	22.95%		Moderately important
30	6.32%		Somewhat important
12	2.53%		Not at all important
29	6.11%		Not applicable/did not use
475	Respondents		



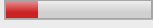



Q35. Please indicate how important the following sources of information were in the college selection process: - A visit to the Missouri State campus you arranged through the Office of Admissions

Count	Percent		
260	54.74%		Extremely important
112	23.58%		Very important
38	8.00%		Moderately important
14	2.95%		Somewhat important
4	0.84%		Not at all important
47	9.89%		Not applicable/did not use
475	Respondents		







Q36. Please indicate how important the following sources of information were in the college selection process: - Missouri State University's Net Price Calculator

Count	Percent		
146	30.74%		Extremely important
128	26.95%		Very important
101	21.26%		Moderately important
28	5.89%		Somewhat important
11	2.32%		Not at all important
61	12.84%		Not applicable/did not use
475	Respondents		









Q37. Please indicate how effective the following technologies were for communicating with prospective students: - Missouri State Facebook page

Count	Percent		
55	11.58%		Extremely effective
63	13.26%		Very effective
104	21.89%		Moderately effective
59	12.42%		Somewhat effective
28	5.89%		Not at all effective
166	34.95%		Not applicable/did not utilize
475	Respondents		







Q38. Please indicate how effective the following technologies were for communicating with prospective students: - Missouri State Facebook application (FB community for prospective and admitted students)

Count	Percent		
54	11.37%		Extremely effective
63	13.26%		Very effective
83	17.47%		Moderately effective
52	10.95%		Somewhat effective
32	6.74%		Not at all effective
191	40.21%		Not applicable/did not utilize
475	Respondents		







Q39. Which of the following online college search services have you actively used? (Check all that apply)

Count	Respondent %	Response %	
48	10.11%	8.51%	 Cappex
98	20.63%	17.38%	 College Board
19	4.00%	3.37%	 CollegeNet
10	2.11%	1.77%	 CollegeView
24	5.05%	4.26%	 Naviance
5	1.05%	0.89%	 Peterson's
54	11.37%	9.57%	 Zinch
306	64.42%	54.26%	 None of the above
475	Respondents		
564	Responses		

Q40. We are interested in your satisfaction with the service you have received from the Missouri State Office of Admissions. Please indicate your level of agreement with the following statements: - I received a response in a timely manner when I requested information from the Office of Admissions.

Count	Percent		
255	54.84%		Strongly agree
140	30.11%		Moderately agree
28	6.02%		Neither agree nor disagree
9	1.94%		Moderately disagree
1	0.22%		Strongly disagree
32	6.88%		Not applicable
465	Respondents		

Q41. We are interested in your satisfaction with the service you have received from the Missouri State Office of Admissions. Please indicate your level of agreement with the following statements: - Staff were helpful when I have contacted the Missouri State Office of Admissions.

Count	Percent		
287	61.72%		Strongly agree
115	24.73%		Moderately agree
25	5.38%		Neither agree nor disagree
6	1.29%		Moderately disagree
3	0.65%		Strongly disagree
29	6.24%		Not applicable
465	Respondents		

Q42. We are interested in your satisfaction with the service you have received from the Missouri State Office of Admissions. Please indicate your level of agreement with the following statements: - The information I received following my admission was timely and helpful.

Count	Percent		
293	63.01%		Strongly agree
133	28.60%		Moderately agree
22	4.73%		Neither agree nor disagree
9	1.94%		Moderately disagree
1	0.22%		Strongly disagree
7	1.51%		Not applicable
465	Respondents		

Q43. Did you receive a scholarship from Missouri State?

Count	Percent		
255	54.84%		Yes
210	45.16%		No
465	Respondents		

Q44. Please indicate which of the following scholarships you received: (Check all that apply)

Count	Respondent %	Response %	
0	0.00%	0.00%	Presidential Scholarship (\$12,500 per year)
13	5.16%	3.61%	Board of Governors Scholarship (\$5,000 per year)
6	2.38%	1.67%	University Scholarship
6	2.38%	1.67%	Multicultural Leadership Scholarship (\$5,000 per year)
11	4.37%	3.06%	Multicultural Leadership Recognition Award (\$2,000 per year)
2	0.79%	0.56%	Diversity in Education Scholarship
70	27.78%	19.44%	Provost Scholarship (\$2,500 per year)
63	25.00%	17.50%	Deans' Scholarship (\$1,500 per year)
16	6.35%	4.44%	Missouri State Advantage Scholarship
13	5.16%	3.61%	Missouri State Promise Scholarship
20	7.94%	5.56%	Missouri State Leadership Scholarship
38	15.08%	10.56%	A+ Recognition Scholarship
2	0.79%	0.56%	Bright Flight Scholarship
10	3.97%	2.78%	Hutchens/SGA Centennial Leaders Scholarship
45	17.86%	12.50%	Out-of-state fee waiver or Midwest Student Exchange Program
9	3.57%	2.50%	Athletic scholarship
9	3.57%	2.50%	Art, theatre, or music scholarship
27	10.71%	7.50%	Other (please specify what other scholarship(s) you received)

Count	Percent		
1	3.70%		\$1000 freshman year for interviewing for presidential scholarship
1	3.70%		Arthur G. Tesar Scholarship
1	3.70%		Band Grant
1	3.70%		Citizens Bank of Rogersville Scholarship
1	3.70%		Construction Management Department Scholarship
1	3.70%		Dad works there and had credits.
1	3.70%		David M. and Betty F. Ellsworth Scholarship

1	3.70%		DUAL CREDIT
1	3.70%	<input type="checkbox"/>	Evelyn A. Porter Scholarship
1	3.70%	<input type="checkbox"/>	Fashion merchandising scholarship
1	3.70%	<input type="checkbox"/>	From local high school.
1	3.70%	<input type="checkbox"/>	Gene Edwards Memorial Scholarship
1	3.70%	<input type="checkbox"/>	Girls State
1	3.70%	<input type="checkbox"/>	Girls' State
1	3.70%	<input type="checkbox"/>	Hamels Foundation Scholarship Rilen Spellman Memorial Scholarship
1	3.70%	<input type="checkbox"/>	James D and Mary L Crafton, Carol Morris from Aurora Mercy Hospital
1	3.70%	<input type="checkbox"/>	kayla echoff flockman memorial
1	3.70%	<input type="checkbox"/>	Lebanon alumni
1	3.70%	<input type="checkbox"/>	Local scholarships
1	3.70%	<input type="checkbox"/>	Midwest exchange
1	3.70%	<input type="checkbox"/>	missouri boys state scholarship
1	3.70%	<input type="checkbox"/>	Missouri Boys State Scholarship
1	3.70%	<input type="checkbox"/>	Retha Stone Baker Scholarship
1	3.70%	<input type="checkbox"/>	Wyman-MSU Scholarship (Full Ride)
1	3.70%	<input type="checkbox"/>	Youth in agriculture, various school scholarships

252 Respondents

360 Responses

Q45. Which of the following statements best describes your scholarship from Missouri State in comparison with the scholarship offer(s) you received from your first alternate choice college you listed earlier?

Count	Percent		
70	30.04%	<input type="checkbox"/>	I received a better scholarship offer from Missouri State than from the other college.
51	21.89%	<input type="checkbox"/>	The scholarship offer I received from the other college was similar to what I received from Missouri State.
61	26.18%	<input type="checkbox"/>	I received a better scholarship offer from the other college.
51	21.89%	<input type="checkbox"/>	I did not receive a scholarship offer from the other college.
233	Respondents		

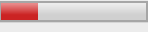


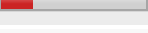
Q46. How likely would you have been to attend Missouri State without the scholarship?

Count	Percent		
58	23.02%	<input type="checkbox"/>	Very likely
97	38.49%	<input type="checkbox"/>	Moderately likely
44	17.46%	<input type="checkbox"/>	Neither likely nor unlikely
24	9.52%	<input type="checkbox"/>	Moderately unlikely
29	11.51%	<input type="checkbox"/>	Very unlikely
252	Respondents		

Q47. Did you apply for financial aid (loans, grants, work study)? [To apply for aid, you must have completed the Free Application for Federal Student Aid (FAFSA).]

Count	Percent		
414	89.80%	<input type="checkbox"/>	Yes
47	10.20%	<input type="checkbox"/>	No
461	Respondents		

Q48. Which of the following statements best describes your total financial aid package (scholarships, grants, loans, and/or work study) in comparison with your first alternate choice college you listed earlier?

Count	Percent		
94	25.54%		I received a better financial aid offer from Missouri State.
127	34.51%		The financial aid offer from the other institution was similar to Missouri State's.
65	17.66%		I received a better financial aid offer from the other college.
82	22.28%		I did not receive a financial aid offer from the other college.
368	Respondents		

Q49. Please indicate your level of satisfaction with the service you received from the Missouri State Office of Financial Aid:

Count	Percent		
157	38.20%		Very satisfied
139	33.82%		Moderately satisfied
71	17.27%		Neither satisfied nor dissatisfied
38	9.25%		Moderately dissatisfied
6	1.46%		Very dissatisfied
411	Respondents		


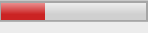
Q50. Are you living in the residence halls on campus this year?

Count	Percent		
384	83.84%		Yes
74	16.16%		No
458	Respondents		

Q51. Please indicate your level of satisfaction with the service you have received from the Missouri State Residence Life, Housing and Dining Services:

Count	Percent		
244	64.04%		Very satisfied
113	29.66%		Moderately satisfied
21	5.51%		Neither satisfied nor dissatisfied
2	0.52%		Moderately dissatisfied
1	0.26%		Very dissatisfied
381	Respondents		

Q52. Did you arrange a campus visit through the Office of Admissions?

Count	Percent		
317	69.67%		Yes
138	30.33%		No
455	Respondents		

Q53. Please indicate your level of satisfaction with the following: - Your overall visit experience

Count	Percent		
236	74.68%		Very satisfied
70	22.15%		Moderately satisfied
5	1.58%		Neither satisfied nor dissatisfied
3	0.95%		Moderately dissatisfied
2	0.63%		Very dissatisfied
316	Respondents		

Q54. Were you aware of Missouri State's Public Affairs mission during the college search process?

Count	Percent		
169	37.22%		Yes
285	62.78%		No
454	Respondents		

Q55. Was Missouri State's Public Affairs mission a factor in your choice to attend Missouri State?

Count	Percent		
10	5.92%		Absolutely, it was one of the main reasons I chose MSU.
88	52.07%		While not one of the main reasons, it was important to me.
71	42.01%		Not really, I was coming to Missouri State anyway.
169	Respondents		

Q56. How involved were your parent(s)/legal guardian(s) in the college search and selection process?

Count	Percent		
113	24.89%		Very involved, we made the decision together
140	30.84%		Involved, they did research, but I made the final decision
132	29.07%		Somewhat involved, they visited schools with me but I did most of the research
69	15.20%		Not involved at all
454	Respondents		

Q57. During high school, did you take one or more online courses (courses taught via the internet) for high school credit?


Count	Percent		
72	15.86%		Yes
382	84.14%		No
454	Respondents		

Q58. When visiting the Missouri State website, have you been able to find the information (academic and other) that you needed in a timely manner?





















Count	Percent		
423	93.38%		Yes
27	5.96%		No
3	0.66%		I have not used the Missouri State website.
453	Respondents		



Q59. How does the Missouri State website compare to the other college websites you visited?

Count	Percent		
152	33.93%		Much better
131	29.24%		Somewhat better
146	32.59%		About the same
16	3.57%		Somewhat worse
3	0.67%		Much worse
448	Respondents		

Q60. Do you have any comments or suggestions for improvements regarding the Missouri State website and/or features on other college websites you particularly like?

Count	Percent		
44	9.76%		Yes (please share)
Count	Percent		
1	2.27%		Don't have so many different websites/programs for classes! Or make them easier to navigate! Having Blackboard, Pearson, and other programs gets hard to keep track of! (Maybe post links to all on BB).
1	2.27%		easier to navigate and more clear direction.
1	2.27%		Having a link that takes you to the Missouri State Login, or being able to access the My Missouri State features from the website itself would be a little more convenient. The current system of logging in on the site to be redirected occasionally has trouble loading for some apple products in my house.
1	2.27%		I just wish that instead of having to call different places all the time to try and find things out, it was on my missouri state account page. It should be more easy to find out things according my person circumstances
1	2.27%		I think the website is hard to figure out.
1	2.27%		I think things are a little hard to find on the website. If things could be more straight forward verses having to go through multiple steps to find one thing that would be great.
1	2.27%		I would include more pictures of the dorms. Interior pictures of actual rooms would be helpful. I found room dimensions, but when buying things for my dorm to look at pictures would've been more helpful.
1	2.27%		I would just suggest making the website easier to navigate. It's crazy how hard it is to maneuver through the site with the tabs, then links, then more tabs, then more links...I think there would be a way to make it more user-friendly and not be so overwhelming to use to find important information.
1	2.27%		In some places the information is jumbled and the UI is not very clear; some polishing of these things is suggested.
1	2.27%		It can be very hard to navigate at certain times. A touch of simplicity would be good.
1	2.27%		It seems chaotic. It is very difficult to find exactly what I'm looking for
1	2.27%		It would help a lot if everything on the website was compatible with all phones. I couldn't look at my schedule off my phone(galaxy s3)
1	2.27%		It's a bit confusing
1	2.27%		Just make everything in the website more streamlined at the home page. For instance; on the main page have a massive banner showing the rates Missouri State University offers and compare it to other large colleges in the area. For most of my generation the only thing that matters is the price on the education. Most high school teachers claim now that the education is essentially the same so all that matters is the name brand and how expensive it is for the education.
1	2.27%		keep up with the good work. I especially like to see pictures of events on campus.`
1	2.27%		list contents at the home page
1	2.27%		love how it is so easy to find everything I would need. Possibly improve by putting important dates on the front page?
1	2.27%		Make an advanced search. Way to many unimportant things pop up when you try to use the search bar
1	2.27%		Make it user friendly. It is kind of confusing

1	2.27%	<input type="text"/>	Make residence hall information more accessible and easier to find.
1	2.27%	<input type="text"/>	More freshman should be notified of the school email
1	2.27%	<input type="text"/>	More in-depth information about the bookstore. (ie. Limits when utilizing financial aid for electronics)
1	2.27%	<input type="text"/>	More information on the choral program, particularly about auditions, would be extremely helpful, considering auditions are the first week of school before most information is even given out about any extracurriculars.
1	2.27%	<input type="text"/>	Nothing is easily found. Nothing is where one would think it should go.
1	2.27%	<input type="text"/>	On the help pages it's nice to have directions (and locations of the thing you're looking for on the page)
1	2.27%	<input type="text"/>	Online chat with staff to answer questions?
1	2.27%	<input type="text"/>	Search bar
1	2.27%	<input type="text"/>	Simplify it
1	2.27%	<input type="text"/>	Some information is hard to find because the categories do not hint at what they contain very well. I found myself spending a lot of time searching for specific things and giving up because I couldn't find it.
1	2.27%	<input type="text"/>	Tell where to get book lists and bear pass ID.
1	2.27%	<input type="text"/>	The course catalog should be easier to view than pdf. Maybe even an optional print version which you don't have to print out yourself.
1	2.27%	<input type="text"/>	The only thing I found wrong was when I went to find cheerleading, I wasn't able to. I eventually had to google for it.
1	2.27%	<input type="text"/>	The page where I access all the information about my payments and all the other basic info for college is very raw and difficult to navigate. SLU has a very smooth website that is easy to understand and navigate. The MSU website does its job, it just needs to be polished.
1	2.27%	<input type="text"/>	The site is a little hard to navigate without instruction.
1	2.27%	<input type="text"/>	The tour is what hooked me into coming to Missouri State. Before my senior year Missouri State wasn't even an option but someone I respected as a friend suggested that I should go check it out. I fell in love with the campus and am now really excited to spend my next 4 years at Missouri State University!
1	2.27%	<input type="text"/>	The website is very helpful.
1	2.27%	<input type="text"/>	The website was very hard to navigate, couldn't find what I needed so I had to call in several times. I was told to click a link, but then that link would go back to the same screen. was frustrating
1	2.27%	<input type="text"/>	the wifi is great and the elevators take a while just little things like that
1	2.27%	<input type="text"/>	Time and office hours of professors
1	2.27%	<input type="text"/>	Very confusing, needs easier way to search for material
1	2.27%	<input type="text"/>	Very difficult to navigate throughout webpage, but that may just be because it takes some getting used to.
1	2.27%	<input type="text"/>	Yes. The bear pass login is great.

407 90.24%  No, I have no suggestions.

451 Respondents

**Q61. Did you have any particularly frustrating or disappointing experiences with Missouri State prior to enrolling?**

Count Percent

43 9.53%  Yes (please share)

Count Percent

- |   |       |                      |  |
|---|-------|----------------------|--|
| 1 | 2.33% | <input type="text"/> | A counselor I talked to gave me the wrong information about classes I needed to complete in High School in order to receive scholarships and admission. But it was resolved and I'm happy! |
| 1 | 2.33% | <input type="text"/> | A lot of the time I never got emailed back when asking questions or correcting things with some of the offices, it was really frustrating not knowing if they know what I want and such.   |
| 1 | 2.33% | <input type="text"/> | All automatic scholarships are based on ACT and class rank or GPA. Not GPA or ACT and class rank, or vice-versa.   |

1	2.33%		Application wait time.
1	2.33%	<input type="text"/>	At first I thought the whole BearPass login thing was kind of confusing but it definitely became more clear and easy to use the more I checked it and got familiar with it.
1	2.33%	<input type="text"/>	Calling for information is a very long process. I wish it was faster.
1	2.33%	<input type="text"/>	Clean dorm rooms before new students move in!!
1	2.33%	<input type="text"/>	Financial aid office never informed me in anyway that they needed certain paperwork from me.
1	2.33%	<input type="text"/>	Financial forms were very difficult to fill out. When I turned them in I had forgotten one signature and I had a hard time being notified of this until I called.
1	2.33%	<input type="text"/>	Finanical aid "cap" system
1	2.33%	<input type="text"/>	Getting in touch with administration when having a question.
1	2.33%	<input type="text"/>	had to take out a 4000\$ personal loan from a credit union to pay for my first year. my fault really but the price is a little disappointing to be honest. paid off my car and now this.
1	2.33%	<input type="text"/>	I can not get the classes I desire in order to graduate in time
1	2.33%	<input type="text"/>	I choose my roommate but it took a couple tries for us to finally get together.
1	2.33%	<input type="text"/>	I did not receive any scholarships from Missouri State, although I had a good GPA and a very high ACT score
1	2.33%	<input type="text"/>	I received a 28 on my act and had a 3.5 GPA and did not get any scholarships.
1	2.33%	<input type="text"/>	I received a congratulations letter from the dean on my acceptance to the college of business but then received a letter saying my application was still pending.
1	2.33%	<input type="text"/>	I was actually hoping for another scholarship opportunity for me. Also it has been rather difficult finding my roommates online so maybe setting up a program based around all of the freshman meeting there roommates and other people too.
1	2.33%	<input type="text"/>	I was bummed to find out my scholarship money would not be as much as my other college option.
1	2.33%	<input type="text"/>	I was denied a scholarship I felt I deserved.
1	2.33%	<input type="text"/>	It was very disappointing to find out that I received ZERO scholarships and ZERO financial aid. I applied for all the general scholarships, several department scholarships, and hundreds of outside scholarships, only to receive nothing. It has made the decision making process, whether or not to attend MSU, very difficult as paying for college is a lot more difficult that my family expected.
1	2.33%	<input type="text"/>	Just break down each students payments, parent payments, loans etc. instead of having to call financial aid and ask a million questions
1	2.33%	<input type="text"/>	Just the website...needs to be easier to navigate and more direct and clear to user
1	2.33%	<input type="text"/>	My campus visit over the summer sucked. The main lecture at the beginning was boring and the person didn't even introduce himself. I did not need to see ALL the residence halls. I left early, because I couldn't handle how much I wasn't learning about the school. Missouri State needs to be different! Be exciting! Give some history or have the guide tell personal funny or informational stories!
1	2.33%	<input type="text"/>	My friend and I were supposed to room together and when we got our rooming assignments we were not together even though we linked together the day we signed up.
1	2.33%	<input type="text"/>	My missouri state account and getting into my email took a while to get used to.
1	2.33%	<input type="text"/>	My senior year of high school, a girl representative came to my school and basically convinced everyone that Missouri State sucked.
1	2.33%	<input type="text"/>	Nobody was able to tell me if my Dual Credit math course was transferable. I got 3 different answers before getting the correct answer.
1	2.33%	<input type="text"/>	Not getting the Hall that I wanted.
1	2.33%	<input type="text"/>	Not having enough money to live in the residence halls
1	2.33%	<input type="text"/>	SOAR was a complete frustration and time waster for both myself and my mom. Would have been nice to be able to get out of some of the activities especially for a commuter.
1	2.33%	<input type="text"/>	SOAR wasn't as interesting as it probably should have been
1	2.33%	<input type="text"/>	The backpack I got at SOAR broke within a week.
1	2.33%	<input type="text"/>	the financial aid office never informed me of my financial aid packet, or deadlines or anything.
		<input type="text"/>	

1	2.33%	<input type="checkbox"/>	The financial aid process was frustrating due to the admissions office's miscommunication with us. Someone told my mother that everything was finished in April. When I called back to double check everything, they said that, "no, you are still missing things. This has set me back on my financial aid process.
1	2.33%	<input type="checkbox"/>	The only suggestion I have is to make things easier to find.
1	2.33%	<input type="checkbox"/>	The residence hall guides said terribly things about the other dorm buildings. Woods was very unpleasant. It smelled like fungus and there was mold. The residence hall guides at Woods seemed annoyed to show us around.
1	2.33%	<input type="checkbox"/>	They made me feel like an outcast because I was not living on campus.
1	2.33%	<input type="checkbox"/>	trying to ascertain the exact cost per semester prior to enrollment.
1	2.33%	<input type="checkbox"/>	Vague information about SOAR for parents
1	2.33%	<input type="checkbox"/>	When i visited i was supposed to meet with the design department, instead i was arranged to meet the art department which i was not and am not interested in this resulted in a lot of unanswered questions and wasted time. i provided plenty time for the correct arrangements to be made and i traveled for 3 hours so this was unacceptable.
1	2.33%	<input type="checkbox"/>	While attending SOAR I was disappointed that bathroom breaks were not scheduled unless you asked during a lecture to go. I had to wait 9 hours before being able to use the restroom at dinner.
1	2.33%	<input type="checkbox"/>	You need to put a checklist of stuff a person needs to do in order to apply and get everything (records ect) done

408 90.47%  No

451 Respondents

Q62. Do you have any especially positive experiences with Missouri State or with individual people or offices at MSU that you wish to share?

Count Percent

133 29.49%  Yes (please share)

Count	Percent		
1	0.75%	<input type="checkbox"/>	A guy came to my work and we got to talking about Missouri State and he offered to show me around the campus. He was helpful in getting me familiar with the campus and he told me a lot of different things I should know about Missouri State. I thought it was really nice and gave me an insight into how many different friends I'll be able to meet in college.
1	0.75%	<input type="checkbox"/>	After I finished taking my campus tour, I stopped by one of the offices to get a note for school. The student who was working in the office struck up a conversation about his major, sociology, which happens to be mine too. He assured me that getting a degree in sociology was definitely the right thing for me to do and strengthened my decision to go to Missouri State University.
1	0.75%	<input type="checkbox"/>	All MSU staff was helpful and polite.
1	0.75%	<input type="checkbox"/>	All staff members I have been in contact with are very nice, and very helpful.
1	0.75%	<input type="checkbox"/>	All the people I met are so nice
1	0.75%	<input type="checkbox"/>	Any people or offices contacted replied in a timely manner.
1	0.75%	<input type="checkbox"/>	As a non-traditional student, my experience with the adult services office, was great. Making a big, and to be honest; scar decision to go to college after 17 years removed from schooling, this office was able to answer all my questions and reassure me I was making a good choice and was capable of succeeding.
1	0.75%	<input type="checkbox"/>	As an adult student returning to school after years, the Missouri State Outreach program helped me get the information and tools I needed to finish enrolling when I was stuck and didn't know exactly what the next step was. They were extremely nice and informative.
1	0.75%	<input type="checkbox"/>	At Missouri State, they environment is very welcoming and home like. When I came for my two scholarships, the luncheon was very nice and the staff informed in a way that wasn't too much.
1	0.75%	<input type="checkbox"/>	Being in the music program is a blast so far. I was so close to missing out on the time of my life.
1	0.75%	<input type="checkbox"/>	Dr. Bellis made me feel very welcomed to the Agriculture department on my visit. He even took time out of his busy schedule to give me a tour of Karl hall.
1	0.75%	<input type="checkbox"/>	During my time at soar i had great advisors that helped me and answered any question or concerns that i had
1	0.75%	<input type="checkbox"/>	Enjoyed our SOAR Reps. Made the experience better.

1	0.75%	<input type="checkbox"/>	Everybody is super nice and helpful!
1	0.75%	<input type="checkbox"/>	Everyone around campus seems to really care about the students future and they are all so willing to help.
1	0.75%	<input type="checkbox"/>	Everyone has been super friendly and that's something that I like.
1	0.75%	<input type="checkbox"/>	Everyone has just been super nice!
1	0.75%	<input type="checkbox"/>	Everyone I have encountered have been very helpful and personable.
1	0.75%	<input type="checkbox"/>	Everyone is very nice and welcoming. They make it sound like Missouri State is a ton of fun!
1	0.75%	<input type="checkbox"/>	Everyone on campus, including students, commuters, and faculty, are always friendly and welcoming. It's a great feeling being able to walk around campus, alone or with friends, and having a stranger say "Hi, how's it going?", or something along those lines. It just seems that everyone belongs, unlike other campuses.
1	0.75%	<input type="checkbox"/>	Everyone seems very welcoming and kind. If you did not know someone of many, many students at Missouri State, you would still feel at home because even the people in the offices and everything that is business related are super friendly and involved.
1	0.75%	<input type="checkbox"/>	Everyone that I have talked to was very nice and even just walking around on campus people smile and say hey. It's a pretty amazing environment to be in!
1	0.75%	<input type="checkbox"/>	Everyone was excited and willing to answer every question my mom and I had. The financial aid office was willing to sit and talk to us even though none of the questions we had they couldn't answer.
1	0.75%	<input type="checkbox"/>	Everyone was nice!
1	0.75%	<input type="checkbox"/>	Everyone was very supportive and encouraging, more so than at UCM.
1	0.75%	<input type="checkbox"/>	Everything went smoothly, and people were super friendly.
1	0.75%	<input type="checkbox"/>	Everytime I am on the campus I feel like I am very welcomed.
1	0.75%	<input type="checkbox"/>	Fantastic SOAR leaders and advisors for the education department
1	0.75%	<input type="checkbox"/>	friendly environment
1	0.75%	<input type="checkbox"/>	Great atmosphere!
1	0.75%	<input type="checkbox"/>	I absolutely loved my SOAR group leaders! They were so welcoming and and kind, making me extremely excited for school to start!
1	0.75%	<input type="checkbox"/>	I always get the answer to my questions
1	0.75%	<input type="checkbox"/>	I attended SOAR July 22nd and 23rd. I was in group 12 with Amelia and Allie as the group leaders. They were extremely helpful and nice. Also, I had emailed the financial aid office and the Res. Life office several times and they were also very prompt in getting back to me with helpful answers.
1	0.75%	<input type="checkbox"/>	I came to MSU while in high school and in band. I had a wonderful time and the experience was a memory I will never forget. Since I have been a student I have had a few problems which were fixed very quickly by the wonderful staff I have met so far.
1	0.75%	<input type="checkbox"/>	I cannot believe how FRIENDLY and HELPFUL the teachers and staff are! I thought starting college this late in my life would be complicated and stressful... Being able to ask questions to a staff that is always smiling and willing to help, makes me feel so much better about starting school, and it makes me happy I've made this choice. Thank you MSU for treating me so good so far!
1	0.75%	<input type="checkbox"/>	I emailed a help desk when my bear pass password wouldn't work and they responded within an hour
1	0.75%	<input type="checkbox"/>	I got accepted, man,
1	0.75%	<input type="checkbox"/>	I had a really good time at my SOAR session. It was better than I expected. I really liked Mista, my SOAR person.
1	0.75%	<input type="checkbox"/>	I had an especially positive experience with my RA (Tina)-4th floor of Shannon. The day I moved in, Tina was such a helpful and caring RA. My parents were very impressed with her and thought she was very helpful and felt safe leaving me with her watching over me. Way to go Tina! Thanks for being a great role model!!
1	0.75%	<input type="checkbox"/>	I had to change my schedule multiple times due to class opening and AP credit being re-evaluated, and being a freshman i had to get someone to change my schedule for me. all the people i talked to were helpful, particularly in the art and design department.
1	0.75%	<input type="checkbox"/>	I have not met a single person at MSU thus far who has not left me happy and satisfied. The MSU staff are all very helpful and friendly and the students (Ex: The student staff at SOAR) were all great to me and my fellow peers!
1	0.75%	<input type="checkbox"/>	I know Taylor Moody and she was especially helpful when I wanted information about

			Missouri State before I decided to go there. And at SOAR Josh Hammack and Kelly James were extremely helpful.
1	0.75%	<input type="checkbox"/>	I love how friendly and helpful everyone is on the campus.
1	0.75%	<input type="checkbox"/>	I really enjoyed Soar. It was organized very well and I liked being able to be in a group based on my major.
1	0.75%	<input type="checkbox"/>	I really like my academic advisor, she's great!
1	0.75%	<input type="checkbox"/>	I received a handmade birthday card on my birthday! And the people there are so nice!
1	0.75%	<input type="checkbox"/>	I signed up for LLC
1	0.75%	<input type="checkbox"/>	I was having trouble with the roommate situation I was in and the head of the housing for LLCs was extremely helpful and was able to help me find arrangements that were right for me.
1	0.75%	<input type="checkbox"/>	I was in group 14 for my SOAR session during the July 22/23 session. Both of my SOAR leaders were extremely helpful with registering for classes and such. Great job on both of them!
1	0.75%	<input type="checkbox"/>	I won a young artist competition last spring while I was a senior in high school. It was a neat opportunity.
1	0.75%	<input type="checkbox"/>	John Talley and the Veterans department have both been extremely helpful.
1	0.75%	<input type="checkbox"/>	Just the fact that everyone and everything at Missouri State makes you feel like you're at home, and you're welcomed with open arms.
1	0.75%	<input type="checkbox"/>	Karen in the Financial aid office and Natasha in the admission have been very helpful
1	0.75%	<input type="checkbox"/>	Karen in the financial aid office was extremely kind and friendly to both, my father and I. She was also extremely helpful.
1	0.75%	<input type="checkbox"/>	Karen Scott in the financial aid office was very helpful when my mom went in to talk about financial aid.
1	0.75%	<input type="checkbox"/>	Katie Hash was a fantastic SOAR leader
1	0.75%	<input type="checkbox"/>	Loved my soar leaders
1	0.75%	<input type="checkbox"/>	loved my soar leaders (Kelly and Josh)
1	0.75%	<input type="checkbox"/>	Meeting Dean Bryant on Welcome Weekend. I found out she's a fellow Louisianan.
1	0.75%	<input type="checkbox"/>	Met so many new people
1	0.75%	<input type="checkbox"/>	Missouri Fine Arts Academy was the highlight of my life so far. It completely changed my life and my view on life. I met the most amazing people, and life long friends and am forever grateful for the program and all that it offers to young students pursuing their passions in art. Please keep up th
1	0.75%	<input type="checkbox"/>	Most of the Office Staff that I encountered on my campus tour, during SOAR, and so far this year have been AMAZING! They have been helpful and always have a smile on their face at any time!
1	0.75%	<input type="checkbox"/>	Move in was great!! It was easy and the kids helping were the first friends I met so that was awesome too! I love it here!! The AT staff has been great too.
1	0.75%	<input type="checkbox"/>	Move in. Assistance was AWESOMR!!
1	0.75%	<input type="checkbox"/>	Mrs. Recy Moore of Adult Student Services was a huge source of help.
1	0.75%	<input type="checkbox"/>	My admissions and financial aid visit were probably the best experience I have had at msu thus far.. I was second guessing and very unsure to go back to school at my age.. after talking in my meeting I felt very sure that I had made the right choice..
1	0.75%	<input type="checkbox"/>	My admissions counselor Pricilla Ayala was a big help! She was amazing along with other staff that have helped me with any questions I've had.
1	0.75%	<input type="checkbox"/>	My admissions counselor for the state of Texas, Emily T, was absolutely amazing and so helpful.
1	0.75%	<input type="checkbox"/>	My advisor and people in my program have made me feel wanted. That really helped me choose MSU.
1	0.75%	<input type="checkbox"/>	My junior year of high school, a really awesome guy came to my school and talked about Missouri State and I fell in love.
1	0.75%	<input type="checkbox"/>	My meeting with Angela Plank during my first campus tour helped influence me into coming to MSU. At SOAR I met with Alisa Garbisch and I mentioned that I wanted to get into the Living Learning Community for math, engineering, and physical science, but I wasn't able to due to the floor being full. After that she mentioned that there was a spot open and that she could personally guarantee me a spot.

1	0.75%	<input type="text"/>	My mom has made numerous phone calls to the financial aid office and residence halls, and they have all been very helpful.
1	0.75%	<input type="text"/>	My mom initially wanted me to go to Missouri S&T, my second choice, and only other school I applied to, because it is closer to home and it is nationally ranked, but when we got to Missouri State she fell in love with it for me, and she can be a very hard women to please!
1	0.75%	<input type="text"/>	My R.A. is fantastic and has really helped my floor bond. I've made so many friends already.
1	0.75%	<input type="text"/>	My RA is awesome! She is really friendly, informative, and fun to be around. She has done a lot as far as decorating and activities are concerned.
1	0.75%	<input type="text"/>	My RA was very very helpful and nice! I look forward to seeing her more often!
1	0.75%	<input type="text"/>	My SOAR experience was amazing!
1	0.75%	<input type="text"/>	My SOAR leaders were excellent!!!
1	0.75%	<input type="text"/>	My soar leaders, Ryan Graham and Samantha Shadid, were amazing.
1	0.75%	<input type="text"/>	One girl from my school was very friendly to me every single time that I came down to Missouri State. Overall everyone that I have interacted with has been amazingly nice to me and I am so glad that I have already made friends without even going to college yet!
1	0.75%	<input type="text"/>	People dealing with the Business LCC have been very helpful on helping me figure out the advantages of a LCC and helping me figure out if i wanted to live in it or not.
1	0.75%	<input type="text"/>	Receuiting trip
1	0.75%	<input type="text"/>	Recy Moore went above and beyond when I was setting up my schedule and figuring things out. I feel at ease with calling her if I have any questions!
1	0.75%	<input type="text"/>	Returning students help out a lot.
1	0.75%	<input type="text"/>	Sitting in on classes helped a lot, meeting the faculty, just spending a day down there
1	0.75%	<input type="text"/>	Soar
1	0.75%	<input type="text"/>	SOAR leaders were awesome and made the orientation experience fun and got us excited about moving down to Springfield and starting the college experience. They answered all of our questions and made us feel confident about the new school year.
1	0.75%	<input type="text"/>	SOAR was amazing! my leaders in group one were on their game and knew how to answer every question! they managed each member of our group and had great time management.
1	0.75%	<input type="text"/>	SOAR was amazing. My leaders were terrific and the atmosphere was wonderful.
1	0.75%	<input type="text"/>	SOAR was awesome! Nii and Mary were great leaders!
1	0.75%	<input type="text"/>	Soar was very fun and the soar leaders were personable.
1	0.75%	<input type="text"/>	Soars leaders were excellent in greeting and giving amazing advice to freshman . ( Group 19 )
1	0.75%	<input type="text"/>	Some was always available to help and assist.
1	0.75%	<input type="text"/>	Staffs that I met in the financial aid office were very nice and eagerly helpful to students including me and they were always tried to find the best possible solutions to questions that I asked them. Also, students in the upper grade level were really nice and friendly in which they had helped me during my SOAR session, and I was pleased with their action, tips, and attitude while giving incoming freshmen advice on what they have to do to have a successful year.
1	0.75%	<input type="text"/>	The admissions office and my SOAR leaders were fantastic and so helpful, I could not have done it without their help.
1	0.75%	<input type="text"/>	The adviser I met with to assist with my first classes was absolutely wonderful to work with!
1	0.75%	<input type="text"/>	The baseball coaches and the baseball team have been especially helpful and welcoming. Also Juan Meraz has been very kind in welcoming me into the Multicultural leadership program,
1	0.75%	<input type="text"/>	The campus is such a beautiful campus and it's easy to find your way around!
1	0.75%	<input type="text"/>	The campus visit I took was very helpful. The people were very willing to help and very informative. I truly enjoyed the SOAR program. My SOAR leader, Nii Abrahams, was very fun and helpful. The financial aid office (Jacklynn Lewis in particular) was so helpful in fixing my FASFA. Everyone was very friendly and willing to help.
1	0.75%	<input type="text"/>	The head of Living Learning Communities was very helpful in answering my questions.
1	0.75%	<input type="text"/>	the leaders I had for orientation were amazing. They made SOAR very fun and I think they enjoyed their time with us freshman.
1	0.75%	<input type="text"/>	The LLC coordinator was very helpful in switching my housing from a regular dorm to an

LLC.

1	0.75%	<input type="checkbox"/>	The moving in process went very smoothly. Also, during SOAR they made sure I met new people and made me feel comfortable with my decision on going to Missouri State University.
1	0.75%	<input type="checkbox"/>	The Ozarko marching festival is always a joy to be involved in.
1	0.75%	<input type="checkbox"/>	The people are very friendly and the BearCrew unloaded my car and brought my belongings my room faster than it took me to load my car at home.
1	0.75%	<input type="checkbox"/>	The people at Veterans Student Services were awesome! They were very polite and more than willing to do anything we needed in a timely manner and made sure we had all the information we needed to start this school year.
1	0.75%	<input type="checkbox"/>	The person who answers the phones for office of admissions is fantastic
1	0.75%	<input type="checkbox"/>	The secretary in the construction management department was extremely helpful to us.
1	0.75%	<input type="checkbox"/>	THE SOAR CREW WERE GREAT EVEN THOUGH THE SOAR PROGRAM IS TOO LONG. EVERY EMAIL I HAVE SENT HAS ALWAYS BEEN ANSWERED QUICKLY. WHEN I WANTED TO CHANGE DORMS, I WAS QUICKLY ACCOMMODATED.
1	0.75%	<input type="checkbox"/>	The soar leaders here were awesome! They helped me out alot
1	0.75%	<input type="checkbox"/>	The Soar leaders were awesome! They really helped me realize that MSU is for sure the place for me!
1	0.75%	<input type="checkbox"/>	The soar leaders were great and the BearCrew were very helpful
1	0.75%	<input type="checkbox"/>	The SOAR leaders were really awesome and extremely patient!!
1	0.75%	<input type="checkbox"/>	The soar leaders were very helpful during my soar visit and even now
1	0.75%	<input type="checkbox"/>	The Soar leaders were very nice! The staff I met at Soar seemed to be nice as well.
1	0.75%	<input type="checkbox"/>	The SOAR leads were all amazing, made me feel totally welcome. SOAR was fun and helped me not be so nervous
1	0.75%	<input type="checkbox"/>	The SOAR people were great, and the staff are the sweetest
1	0.75%	<input type="checkbox"/>	The staff at Admissions and Housing have been very helpful with any questions or concerns I have had in preparation for college.
1	0.75%	<input type="checkbox"/>	Very Nice People
1	0.75%	<input type="checkbox"/>	Visiting with the College of Business staff and members at the fall showcase.
1	0.75%	<input type="checkbox"/>	We were helped in the financial aid office during SOAR and were very happy with the lady who gave us our information. She answered all of our questions and was very patient with me (because I was very confused) and I wouldn't have been able to figure everything out without her. While I wish I remember her name, I do not, but she was absolutely fabulous with my parents and I and I don't think I would know what was going on with my financial aid options without her. Thank you!!
1	0.75%	<input type="checkbox"/>	When I attended soar, I absolutely loved speaking with someone with the department. Tracey Bert was very helpful. While attending soar, my soar leader, Simone, was extremely helpful.
1	0.75%	<input type="checkbox"/>	When i went through SOAR the leaders were very upbeat and were very willing and excited to answer any questions i had which impressed me a lot.
1	0.75%	<input type="checkbox"/>	When I went to SOAR I had great leaders!
1	0.75%	<input type="checkbox"/>	When needing help with anything online related my question was always answered back quickly or I was directed to further instructions.
1	0.75%	<input type="checkbox"/>	Yes, I made an absolutely outstanding time at SOAR and made an absolutely amazing friend who makes me much less nervous about coming to college altogether.

318 70.51%   No

451 Respondents