

FA13 Freshman Survey_Honors

Description: I am going to upload a file with changes marked. We wish to duplicate the drawings we've done in the past.

Date Created: 8/8/2013 6:47:53 PM

Date Range: 8/14/2013 12:00:00 AM - 8/30/2013 5:00:00 PM

Total Respondents: 120

Q1. What is your major? (If you are undecided or choosing between two or more majors, please choose "Undecided")

Count	Percent		
1	0.83%	<input type="text"/>	Accounting
1	0.83%	<input type="text"/>	Agriculture/Agriculture Communication
0	0.00%	<input type="text"/>	Agricultural Business/Agricultural Marketing and Sales
0	0.00%	<input type="text"/>	Agricultural Business/Enterprise Management
0	0.00%	<input type="text"/>	Agriculture Business/Agriculture Finance and Management
2	1.67%	<input type="text"/>	Agriculture Education
3	2.50%	<input type="text"/>	Animal Science
3	2.50%	<input type="text"/>	Anthropology
2	1.67%	<input type="text"/>	Art and Design
0	0.00%	<input type="text"/>	Art and Design - Education
0	0.00%	<input type="text"/>	Art History
0	0.00%	<input type="text"/>	Art/Ceramics
1	0.83%	<input type="text"/>	Art/Computer Animation
1	0.83%	<input type="text"/>	Art/Digital Arts
0	0.00%	<input type="text"/>	Art/Drawing
0	0.00%	<input type="text"/>	Art/Metals - Jewelry
0	0.00%	<input type="text"/>	Art/Painting
0	0.00%	<input type="text"/>	Art/Photography
0	0.00%	<input type="text"/>	Art/Printmaking
0	0.00%	<input type="text"/>	Art/Sculpture
6	5.00%	<input type="text"/>	Athletic Training
0	0.00%	<input type="text"/>	Biology - Education/Categorical Science
0	0.00%	<input type="text"/>	Biology - Education/Unified Science
1	0.83%	<input type="text"/>	Biology/Ecology, Evolution, and Systematics
1	0.83%	<input type="text"/>	Biology/Microbiology and Biotechnology
1	0.83%	<input type="text"/>	Biology/Organismal Biology
2	1.67%	<input type="text"/>	Biology/Wildlife Biology
5	4.17%	<input type="text"/>	Biology
0	0.00%	<input type="text"/>	Business Education
9	7.50%	<input type="text"/>	Cell and Molecular Biology
0	0.00%	<input type="text"/>	Chemistry - Education/Categorical Science
0	0.00%	<input type="text"/>	Chemistry - Education/Unified Science
3	2.50%	<input type="text"/>	Chemistry/Biochemistry
0	0.00%	<input type="text"/>	Chemistry/Industrial
1	0.83%	<input type="text"/>	Chemistry
0	0.00%	<input type="text"/>	Child and Family Development
0	0.00%	<input type="text"/>	Civil Engineering
0	0.00%	<input type="text"/>	Clinical Laboratory Sciences - Medical Technology
0	0.00%	<input type="text"/>	Clothing, Textiles and Merchandising/Fashion Design and Product Development
0	0.00%	<input type="text"/>	Clothing, Textiles and Merchandising/Fashion Merchandising and Management
1	0.83%	<input type="text"/>	Communication Sciences and Disorders/Audiology
1	0.83%	<input type="text"/>	Communication Sciences and Disorders/Education of the Deaf
		<input type="text"/>	

0	0.00%		Communication/Comm Studies - BA
0	0.00%		Communication/Ethical Leadership
0	0.00%		Communication/Health Comm
0	0.00%		Communication/Intercultural Com and Diversity
0	0.00%		Communication/Intercultural
0	0.00%		Communication/Interpersonal
0	0.00%		Communication/Organizational
0	0.00%		Communication/Rhetoric
3	2.50%		Communication Science and Disorders/Speech Language Path
0	0.00%		Computer Information Systems
0	0.00%		Computer Science
0	0.00%		Construction Management
1	0.83%		Criminology
0	0.00%		Design/Graphic Design and Illustration
0	0.00%		Design/Graphic Design
0	0.00%		Design/Illustration
2	1.67%		Dietetics
1	0.83%		Early Childhood Education
0	0.00%		Earth Science Education/Unified Science
0	0.00%		Economics
1	0.83%		Electrical Engineering
0	0.00%		Electronic Arts/Audio Studies
1	0.83%		Electronic Arts/Comp Animation Studies
0	0.00%		Electronic Arts/Video Studies
3	2.50%		Elementary Education
0	0.00%		Emerging Technologies Management
0	0.00%		English/Creative Writing
0	0.00%		English/Literature
1	0.83%		English - Education
0	0.00%		Entertainment Management
0	0.00%		Entrepreneurship
0	0.00%		Environmental Plant Science/Crop Science
0	0.00%		Environmental Plant Science/Horticulture
2	1.67%		Exercise and Movement Science/Health Studies
0	0.00%		Facility Management
0	0.00%		Family and Consumer Sciences - Education
1	0.83%		Finance
0	0.00%		Finance/Financial Planning
0	0.00%		Finance/Real Estate
0	0.00%		French
0	0.00%		French - Education
1	0.83%		General Business
0	0.00%		Geography/Environmental - Natural Resources
0	0.00%		Geography/Geotourism

0	0.00%		Geography/Travel Geography
0	0.00%		Geography
0	0.00%		Geology
0	0.00%		Geospatial Sciences
0	0.00%		German
0	0.00%		German - Education
0	0.00%		Gerontology
1	0.83%		Global Studies
0	0.00%		Health Services - Clinical Services
1	0.83%		Health Services - Health Services
1	0.83%		History
0	0.00%		History - Education
0	0.00%		Hospitality and Restaurant Administration/Club Management
0	0.00%		Hospitality and Restaurant Administration/Food and Beverage
0	0.00%		Hospitality and Restaurant Administration/General Options
0	0.00%		Hospitality and Restaurant Administration/Lodging
0	0.00%		Hospitality and Restaurant Administration/Senior Living Management
0	0.00%		Information Technology Service Management
0	0.00%		Interactive New Media Studies
1	0.83%		Interior Design
1	0.83%		Journalism/Broadcast Journalism
0	0.00%		Journalism/Print Journalism
0	0.00%		Logistics and Supply Chain Management
1	0.83%		Management/Administrative Management
0	0.00%		Management/Human Resources Management
1	0.83%		Management/International Business Administration
0	0.00%		Management/Operations Management
0	0.00%		Marketing/Advertising and Promotion
0	0.00%		Marketing/Marketing Management
0	0.00%		Marketing/Marketing Research
0	0.00%		Marketing/Sales/Sales Management
0	0.00%		Mass Media/Digital Film Production
0	0.00%		Mass Media/Film Studies
0	0.00%		Mass Media/Media Operations
0	0.00%		Mass Media/Media Production
0	0.00%		Mass Media/Media Studies
1	0.83%		Mathematics/Actuarial Mathematics
0	0.00%		Mathematics/Applied Mathematics
0	0.00%		Mathematics/Statistics
0	0.00%		Mathematics
0	0.00%		Mathematics - Education
1	0.83%		Middle School Education
0	0.00%		Music/Composition
0	0.00%		Music/Instrumental Performance

2	1.67%		Music/Instrumental
0	0.00%		Music/Jazz Performance
0	0.00%		Music/Keyboard Performance
0	0.00%		Music/Vocal Choral
0	0.00%		Music/Vocal Performance
1	0.83%		Musical Theatre
0	0.00%		Music
0	0.00%		Natural Resources
11	9.17%		Nursing
0	0.00%		Philosophy
0	0.00%		Physical Education
0	0.00%		Physics - Education
1	0.83%		Physics
0	0.00%		Planning/Community Regional Planning
0	0.00%		Planning/Tourism Planning and Development
4	3.33%		Political Science
0	0.00%		Pre-Chiropractic
0	0.00%		Pre-Dental Hygiene
0	0.00%		Pre-Dentistry
0	0.00%		Pre-Engineering
0	0.00%		Pre-Health Profession
1	0.83%		Pre-Law
2	1.67%		Pre-Medicine
1	0.83%		Pre-Occupational Therapy
0	0.00%		Pre-Optometry
1	0.83%		Pre-Pharmacy
1	0.83%		Pre-Physical Therapy
0	0.00%		Pre-Physician Assistant
0	0.00%		Pre-Veterinary Medicine
0	0.00%		Professional Writing
0	0.00%		Psychology
0	0.00%		Public Administration
0	0.00%		Public Relations
0	0.00%		Radiography/Education
0	0.00%		Radiography/Management
0	0.00%		Radiography/Science
0	0.00%		Recreation, Sport, and Park Administration
0	0.00%		Religious Studies
0	0.00%		Respiratory Therapy/Education
0	0.00%		Respiratory Therapy/Management
0	0.00%		Respiratory Therapy/Science
1	0.83%		Risk Management and Insurance
0	0.00%		Social Work
0	0.00%		Sociology

0	0.00%		Socio-Political Communication
1	0.83%		Spanish
0	0.00%		Spanish - Education
1	0.83%		Special Education/Cross Categorical
0	0.00%		Speech and Theatre Education/Communication
0	0.00%		Speech and Theatre Education/Theatre
0	0.00%		Technology Education
0	0.00%		Technology Management
1	0.83%		Theatre Studies
1	0.83%		Theatre/Acting
1	0.83%		Theatre/Dance
0	0.00%		Theatre/Design/Technology/Stage Mgt
0	0.00%		Wildlife Conservation and Management
18	15.00%		Undecided
120 Respondents			

Q2. What is your gender?

Count	Percent		
96	80.00%		Female
24	20.00%		Male
120 Respondents			

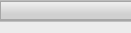

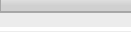







Q3. Where are you from?

Count	Percent		
42	35.00%		Southwest Missouri
15	12.50%		Kansas City/northwest Missouri area
26	21.67%		St. Louis area
2	1.67%		Southeast Missouri area
15	12.50%		Central/northeast Missouri area
20	16.67%		Another state/country (please specify)


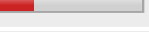

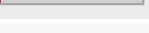
Count	Percent		
1	5.00%		Arkansas
1	5.00%		Belleville, Illinois
2	10.00%		Central Illinois
1	5.00%		Illinois
2	10.00%		Illinois
1	5.00%		Illinois near St. Louis
2	10.00%		Kansas
1	5.00%		Nebraska
1	5.00%		Northwest Arkansas
1	5.00%		Ohio
1	5.00%		Oklahoma
1	5.00%		Overland Park, KS
1	5.00%		Quincy, Illinois
2	10.00%		Southeast Kansas

1	5.00%		Southern California
1	5.00%		Springfield, Illinois
120 Respondents			



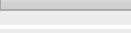








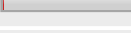
















Q4. What is your race/ethnicity? (Check all that apply)

Count	Respondent %	Response %										
2	1.67%	1.59%		American Indian/Alaskan Native								
2	1.67%	1.59%		Asian								
0	0.00%	0.00%		Black/African American								
2	1.67%	1.59%		Hispanic/Latino								
0	0.00%	0.00%		Native Hawaiian/Pacific Islander								
119	99.17%	94.44%		White/Caucasian								
1	0.83%	0.79%		Other (please specify)								
<table border="1"> <thead> <tr> <th>Count</th> <th>Percent</th> <th></th> <th></th> </tr> </thead> <tbody> <tr> <td>1</td> <td>100.00%</td> <td></td> <td>German</td> </tr> </tbody> </table>					Count	Percent			1	100.00%		German
Count	Percent											
1	100.00%		German									
120 Respondents												
126 Responses												

Q5. When did you decide that you would attend Missouri State University?

Count	Percent		
3	2.50%		I have wanted to go to Missouri State for as long as I can remember.
31	25.83%		Before my senior year in high school
83	69.17%		During my senior year in high school
3	2.50%		After I graduated from high school
120 Respondents			

Q6. Please briefly summarize the main reason(s) you chose to attend Missouri State: (Check all that apply)

Count	Respondent %	Response %																														
40	33.33%	7.16%		Close to home																												
104	86.67%	18.60%		Cost/good value for education																												
2	1.67%	0.36%		Far from home																												
33	27.50%	5.90%		Friends were also attending																												
53	44.17%	9.48%		It just felt right																												
84	70.00%	15.03%		Nice campus/campus was the right size																												
67	55.83%	11.99%		Not too far from home, not too close																												
64	53.33%	11.45%		Quality academic programs																												
102	85.00%	18.25%		Received scholarship(s)																												
10	8.33%	1.79%		Other (please specify)																												
<table border="1"> <thead> <tr> <th>Count</th> <th>Percent</th> <th></th> <th></th> </tr> </thead> <tbody> <tr> <td>1</td> <td>10.00%</td> <td></td> <td>Ag Program</td> </tr> <tr> <td>1</td> <td>10.00%</td> <td></td> <td>Color guard</td> </tr> <tr> <td>1</td> <td>10.00%</td> <td></td> <td>Color Guard</td> </tr> <tr> <td>1</td> <td>10.00%</td> <td></td> <td>DAAAA BEARS!</td> </tr> <tr> <td>1</td> <td>10.00%</td> <td></td> <td>Had my program</td> </tr> <tr> <td>1</td> <td>10.00%</td> <td></td> <td>I heard they had a really great acting program</td> </tr> </tbody> </table>					Count	Percent			1	10.00%		Ag Program	1	10.00%		Color guard	1	10.00%		Color Guard	1	10.00%		DAAAA BEARS!	1	10.00%		Had my program	1	10.00%		I heard they had a really great acting program
Count	Percent																															
1	10.00%		Ag Program																													
1	10.00%		Color guard																													
1	10.00%		Color Guard																													
1	10.00%		DAAAA BEARS!																													
1	10.00%		Had my program																													
1	10.00%		I heard they had a really great acting program																													

1	10.00%	<input type="text"/>	Nice people!
1	10.00%	<input type="text"/>	Parents are Alumni
1	10.00%	<input type="text"/>	sports
1	10.00%	<input type="text"/>	Tobacco free campus

120 Respondents

559 Responses

Q7. Which other college would you have been the most likely to attend had you not chosen Missouri State? (Please indicate only your first alternate choice, even though you may have been considering two or more other institutions.)






Count	Percent		
0	0.00%	<input type="text"/>	Avila University
0	0.00%	<input type="text"/>	Central Methodist University
3	2.50%	<input type="text"/>	College of the Ozarks
0	0.00%	<input type="text"/>	Columbia College
1	0.83%	<input type="text"/>	Crowder College
6	5.00%	<input type="text"/>	Drury University
0	0.00%	<input type="text"/>	East Central College
0	0.00%	<input type="text"/>	Fontbonne University
0	0.00%	<input type="text"/>	Hannibal-LaGrange College
0	0.00%	<input type="text"/>	Harris-Stowe State University
0	0.00%	<input type="text"/>	Jefferson College
1	0.83%	<input type="text"/>	Lindenwood University
0	0.00%	<input type="text"/>	Lincoln University
0	0.00%	<input type="text"/>	Linn State Technical College
1	0.83%	<input type="text"/>	Maryville University
0	0.00%	<input type="text"/>	Metropolitan Community Colleges
0	0.00%	<input type="text"/>	Mineral Area College
0	0.00%	<input type="text"/>	Missouri Baptist University
5	4.17%	<input type="text"/>	Missouri Southern State University
0	0.00%	<input type="text"/>	Missouri State University-West Plains
1	0.83%	<input type="text"/>	Missouri University of Science & Technology
0	0.00%	<input type="text"/>	Missouri Valley College
1	0.83%	<input type="text"/>	Missouri Western State University
0	0.00%	<input type="text"/>	Moberly Area College
0	0.00%	<input type="text"/>	North Central Missouri College
1	0.83%	<input type="text"/>	Northwest Missouri State University
2	1.67%	<input type="text"/>	Ozarks Technical Community College
0	0.00%	<input type="text"/>	Park University
4	3.33%	<input type="text"/>	Rockhurst University
1	0.83%	<input type="text"/>	Saint Charles County Community College
0	0.00%	<input type="text"/>	Saint Louis Community Colleges
7	5.83%	<input type="text"/>	Saint Louis University
2	1.67%	<input type="text"/>	Southeast Missouri State University
3	2.50%	<input type="text"/>	Southwest Baptist University
0	0.00%	<input type="text"/>	State Fair Community College
0	0.00%	<input type="text"/>	Three Rivers Community College
9	7.50%	<input type="text"/>	Truman State University
3	2.50%	<input type="text"/>	University of Central Missouri
17	14.17%	<input type="text"/>	University of Missouri-Columbia
7	5.83%	<input type="text"/>	University of Missouri-Kansas City
1	0.83%	<input type="text"/>	University of Missouri-St. Louis
1	0.83%	<input type="text"/>	Washington University

1	0.83%		Webster University
0	0.00%		Westminster College
2	1.67%		William Jewell College
0	0.00%		William Woods University
32	26.67%		Alternate choice not listed
8	6.67%		I did not apply to any other colleges.
120 Respondents			






Q8. If your first alternate choice was not listed, please specify the college here:

Count	Percent		
31	100.00%		
Count	Percent		
1	3.23%		ball state university
1	3.23%		Bellarmino
1	3.23%		Benedictine
1	3.23%		Columbia College Chicago
1	3.23%		DePaul University
2	6.45%		Drake University
1	3.23%		Emporia State University
1	3.23%		Illinois State University
2	6.45%		Kansas State University
1	3.23%		Kentucky
1	3.23%		Millikin university
1	3.23%		North Dakota State University
1	3.23%		Northwestern University
1	3.23%		Oklahoma State University
1	3.23%		Pittsburg State University
1	3.23%		SIUE
1	3.23%		South Dakota State University
1	3.23%		Trinity College of Dublin, Ireland
3	9.68%		University of Arkansas
1	3.23%		University of Cincinnati
1	3.23%		University of Evansville, Evansville, IN
1	3.23%		University of Illinois
1	3.23%		University of Minnesota-Twin Cities
1	3.23%		University of Nebraska-Lincoln
1	3.23%		University of Northern Iowa
1	3.23%		University of Notre Dame
1	3.23%		University of Southern Mississippi
31 Respondents			






Q9. Please indicate how important the following considerations were to you in choosing which college to attend: - Quality of the major in which you are interested

Count	Percent		
61	54.95%		Extremely important
36	32.43%		Very important
9	8.11%		Moderately important
4	3.60%		Somewhat important
1	0.90%		Not at all important
111	Respondents		






Q10. Please indicate how important the following considerations were to you in choosing which college to attend: - Cost (tuition, fees, room and board)

Count	Percent		
78	70.27%		Extremely important
24	21.62%		Very important
8	7.21%		Moderately important
1	0.90%		Somewhat important
0	0.00%		Not at all important
111	Respondents		

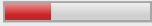



Q11. Please indicate how important the following considerations were to you in choosing which college to attend: - Amount of financial aid and/or scholarships you received

Count	Percent		
80	72.07%		Extremely important
24	21.62%		Very important
6	5.41%		Moderately important
1	0.90%		Somewhat important
0	0.00%		Not at all important
111	Respondents		

Q12. Please indicate how important the following considerations were to you in choosing which college to attend: - Overall academic reputation

Count	Percent		
39	35.14%		Extremely important
46	41.44%		Very important
25	22.52%		Moderately important
1	0.90%		Somewhat important
0	0.00%		Not at all important
111	Respondents		

Q13. Please indicate how important the following considerations were to you in choosing which college to attend: - Size and appearance of campus

Count	Percent		
18	16.22%		Extremely important
35	31.53%		Very important
42	37.84%		Moderately important
14	12.61%		Somewhat important
2	1.80%		Not at all important
111	Respondents		

Q14. Please indicate how important the following considerations were to you in choosing which college to attend: - City in which the college is located

Count	Percent		
12	10.81%		Extremely important
26	23.42%		Very important
43	38.74%		Moderately important
22	19.82%		Somewhat important
8	7.21%		Not at all important
111	Respondents		

Q15. Please indicate how important the following considerations were to you in choosing which college to attend: - Safety of the campus

Count	Percent		
30	27.03%		Extremely important
34	30.63%		Very important
39	35.14%		Moderately important
7	6.31%		Somewhat important
1	0.90%		Not at all important
111	Respondents		

Q16. Please indicate how important the following considerations were to you in choosing which college to attend: - Quality of social life on campus

Count	Percent		
12	10.81%		Extremely important
36	32.43%		Very important
33	29.73%		Moderately important
25	22.52%		Somewhat important
5	4.50%		Not at all important
111	Respondents		






Q17. Please indicate how important the following considerations were to you in choosing which college to attend: - Quality of residence halls

Count	Percent		
24	21.62%		Extremely important
29	26.13%		Very important
40	36.04%		Moderately important
9	8.11%		Somewhat important
9	8.11%		Not at all important
111	Respondents		

Q18. Please indicate how important the following considerations were to you in choosing which college to attend: - Availability of a recreation center on campus

Count	Percent		
25	22.52%		Extremely important
18	16.22%		Very important
40	36.04%		Moderately important
18	16.22%		Somewhat important
10	9.01%		Not at all important
111	Respondents		







Q19. Please indicate how important the following considerations were to you in choosing which college to attend: - Success of graduates getting jobs

Count	Percent		
58	52.25%		Extremely important
33	29.73%		Very important
13	11.71%		Moderately important
4	3.60%		Somewhat important
3	2.70%		Not at all important
111	Respondents		







Q20. Please indicate how Missouri State compares to the institution you indicated as your first alternate choice: - Quality of the major in which you are interested

Count	Percent		
26	23.42%		Much better at Missouri State
27	24.32%		Somewhat better at Missouri State
36	32.43%		About the same at both colleges
17	15.32%		Somewhat worse at Missouri State
2	1.80%		Much worse at Missouri State
3	2.70%		Not applicable/cannot be compared
111	Respondents		

Q21. Please indicate how Missouri State compares to the institution you indicated as your first alternate choice: - Cost (tuition, fees, room and board)

Count	Percent		
60	54.05%		Much better at Missouri State
20	18.02%		Somewhat better at Missouri State
20	18.02%		About the same at both colleges
4	3.60%		Somewhat worse at Missouri State
6	5.41%		Much worse at Missouri State
1	0.90%		Not applicable/cannot be compared
111	Respondents		

Q22. Please indicate how Missouri State compares to the institution you indicated as your first alternate choice: - Amount of financial aid and/or scholarships you received

Count	Percent		
45	40.54%		Much better at Missouri State
24	21.62%		Somewhat better at Missouri State
20	18.02%		About the same at both colleges
12	10.81%		Somewhat worse at Missouri State
2	1.80%		Much worse at Missouri State
8	7.21%		Not applicable/cannot be compared
111	Respondents		

Q23. Please indicate how Missouri State compares to the institution you indicated as your first alternate choice: - Overall academic reputation

Count	Percent		
14	12.61%		Much better at Missouri State
23	20.72%		Somewhat better at Missouri State
51	45.95%		About the same at both colleges
18	16.22%		Somewhat worse at Missouri State
3	2.70%		Much worse at Missouri State
2	1.80%		Not applicable/cannot be compared
111	Respondents		

Q24. Please indicate how Missouri State compares to the institution you indicated as your first alternate choice: - Size and appearance of campus

Count	Percent		
26	23.42%		Much better at Missouri State
33	29.73%		Somewhat better at Missouri State
33	29.73%		About the same at both colleges
13	11.71%		Somewhat worse at Missouri State
5	4.50%		Much worse at Missouri State
1	0.90%		Not applicable/cannot be compared
111	Respondents		

Q25. Please indicate how Missouri State compares to the institution you indicated as your first alternate choice: - City in which the college is located

Count	Percent		
29	26.13%		Much better at Missouri State
26	23.42%		Somewhat better at Missouri State
36	32.43%		About the same at both colleges
7	6.31%		Somewhat worse at Missouri State
6	5.41%		Much worse at Missouri State
7	6.31%		Not applicable/cannot be compared
111	Respondents		

Q26. Please indicate how Missouri State compares to the institution you indicated as your first alternate choice: - Safety of the campus

Count	Percent		
22	19.82%		Much better at Missouri State
29	26.13%		Somewhat better at Missouri State
51	45.95%		About the same at both colleges
5	4.50%		Somewhat worse at Missouri State
0	0.00%		Much worse at Missouri State
4	3.60%		Not applicable/cannot be compared
111	Respondents		

Q27. Please indicate how Missouri State compares to the institution you indicated as your first alternate choice: - Quality of social life on campus

Count	Percent		
12	10.81%		Much better at Missouri State
28	25.23%		Somewhat better at Missouri State
51	45.95%		About the same at both colleges
9	8.11%		Somewhat worse at Missouri State
0	0.00%		Much worse at Missouri State
11	9.91%		Not applicable/cannot be compared
111	Respondents		

Q28. Please indicate how Missouri State compares to the institution you indicated as your first alternate choice: - Quality of residence halls

Count	Percent		
26	23.42%		Much better at Missouri State
25	22.52%		Somewhat better at Missouri State
39	35.14%		About the same at both colleges
9	8.11%		Somewhat worse at Missouri State
1	0.90%		Much worse at Missouri State
11	9.91%		Not applicable/cannot be compared
111	Respondents		







Q29. Please indicate how Missouri State compares to the institution you indicated as your first alternate choice: - Availability of a recreation center on campus

Count	Percent		
36	32.43%		Much better at Missouri State
25	22.52%		Somewhat better at Missouri State
39	35.14%		About the same at both colleges
2	1.80%		Somewhat worse at Missouri State
0	0.00%		Much worse at Missouri State
9	8.11%		Not applicable/cannot be compared
111	Respondents		







Q30. Please indicate how Missouri State compares to the institution you indicated as your first alternate choice: - Success of graduates getting jobs

Count	Percent		
11	9.91%		Much better at Missouri State
20	18.02%		Somewhat better at Missouri State
57	51.35%		About the same at both colleges
14	12.61%		Somewhat worse at Missouri State
1	0.90%		Much worse at Missouri State
8	7.21%		Not applicable/cannot be compared
111	Respondents		







Q31. Please indicate how important the following sources of information were in the college selection process: - Admissions Guide (viewbook)

Count	Percent		
15	12.93%		Extremely important
21	18.10%		Very important
43	37.07%		Moderately important
14	12.07%		Somewhat important
3	2.59%		Not at all important
20	17.24%		Not applicable/did not use
116	Respondents		







Q32. Please indicate how important the following sources of information were in the college selection process: - Scholarship and Financial Aid for Entering Freshmen and Transfer Students brochure

Count	Percent		
54	46.55%		Extremely important
41	35.34%		Very important
12	10.34%		Moderately important
5	4.31%		Somewhat important
1	0.86%		Not at all important
3	2.59%		Not applicable/did not use
116	Respondents		







Q33. Please indicate how important the following sources of information were in the college selection process: - The Missouri State website

Count	Percent		
50	43.10%		Extremely important
35	30.17%		Very important
21	18.10%		Moderately important
6	5.17%		Somewhat important
3	2.59%		Not at all important
1	0.86%		Not applicable/did not use
116	Respondents		



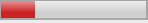



Q34. Please indicate how important the following sources of information were in the college selection process: - A brochure or information sheet on the academic programs in which you were interested

Count	Percent		
24	20.69%		Extremely important
33	28.45%		Very important
32	27.59%		Moderately important
19	16.38%		Somewhat important
1	0.86%		Not at all important
7	6.03%		Not applicable/did not use
116	Respondents		

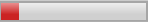





Q35. Please indicate how important the following sources of information were in the college selection process: - A visit to the Missouri State campus you arranged through the Office of Admissions

Count	Percent		
56	48.28%		Extremely important
34	29.31%		Very important
8	6.90%		Moderately important
6	5.17%		Somewhat important
1	0.86%		Not at all important
11	9.48%		Not applicable/did not use
116	Respondents		







Q36. Please indicate how important the following sources of information were in the college selection process: - Missouri State University's Net Price Calculator

Count	Percent		
25	21.55%		Extremely important
31	26.72%		Very important
27	23.28%		Moderately important
14	12.07%		Somewhat important
3	2.59%		Not at all important
16	13.79%		Not applicable/did not use
116	Respondents		







Q37. Please indicate how effective the following technologies were for communicating with prospective students: - Missouri State's online Admissions Guide (viewbook)

Count	Percent		
14	12.07%		Extremely effective
28	24.14%		Very effective
34	29.31%		Moderately effective
9	7.76%		Somewhat effective
4	3.45%		Not at all effective
27	23.28%		Not applicable/did not utilize
116	Respondents		









Q38. Please indicate how effective the following technologies were for communicating with prospective students: - Missouri State Facebook page

Count	Percent		
6	5.17%		Extremely effective
7	6.03%		Very effective
31	26.72%		Moderately effective
13	11.21%		Somewhat effective
4	3.45%		Not at all effective
55	47.41%		Not applicable/did not utilize
116	Respondents		







Q39. Please indicate how effective the following technologies were for communicating with prospective students: - Missouri State Facebook application (FB community for prospective and admitted students)

Count	Percent		
6	5.17%		Extremely effective
7	6.03%		Very effective
26	22.41%		Moderately effective
15	12.93%		Somewhat effective
6	5.17%		Not at all effective
56	48.28%		Not applicable/did not utilize
116	Respondents		







Q40. Which of the following online college search services have you actively used? (Check all that apply)

Count	Respondent %	Response %	
13	11.21%	8.97%	 Cappex
49	42.24%	33.79%	 College Board
4	3.45%	2.76%	 CollegeNet
2	1.72%	1.38%	 CollegeView
7	6.03%	4.83%	 Naviance
1	0.86%	0.69%	 Peterson's
12	10.34%	8.28%	 Zinch
57	49.14%	39.31%	 None of the above
116	Respondents		
145	Responses		

Q41. We are interested in your satisfaction with the service you have received from the Missouri State Office of Admissions. Please indicate your level of agreement with the following statements: - I received a response in a timely manner when I requested information from the Office of Admissions.

Count	Percent		
65	56.52%		Strongly agree
38	33.04%		Moderately agree
8	6.96%		Neither agree nor disagree
1	0.87%		Moderately disagree
0	0.00%		Strongly disagree
3	2.61%		Not applicable
115	Respondents		

Q42. We are interested in your satisfaction with the service you have received from the Missouri State Office of Admissions. Please indicate your level of agreement with the following statements: - Staff were helpful when I have contacted the Missouri State Office of Admissions.

Count	Percent		
71	61.74%		Strongly agree
32	27.83%		Moderately agree
4	3.48%		Neither agree nor disagree
1	0.87%		Moderately disagree
1	0.87%		Strongly disagree
6	5.22%		Not applicable
115	Respondents		

Q43. We are interested in your satisfaction with the service you have received from the Missouri State Office of Admissions. Please indicate your level of agreement with the following statements: - The information I received following my admission was timely and helpful.

Count	Percent		
63	54.78%		Strongly agree
43	37.39%		Moderately agree
7	6.09%		Neither agree nor disagree
2	1.74%		Moderately disagree
0	0.00%		Strongly disagree
0	0.00%		Not applicable
115 Respondents			

Q44. Did you receive a scholarship from Missouri State?

Count	Percent		
112	97.39%		Yes
3	2.61%		No
115 Respondents			






Q45. Please indicate which of the following scholarships you received: (Check all that apply)

Count	Respondent %	Response %	
8	7.14%	4.00%	Presidential Scholarship (\$12,500 per year)
83	74.11%	41.50%	Board of Governors Scholarship (\$5,000 per year)
11	9.82%	5.50%	University Scholarship
0	0.00%	0.00%	Multicultural Leadership Scholarship (\$5,000 per year)
1	0.89%	0.50%	Multicultural Leadership Recognition Award (\$2,000 per year)
0	0.00%	0.00%	Diversity in Education Scholarship
14	12.50%	7.00%	Provost Scholarship (\$2,500 per year)
1	0.89%	0.50%	Deans' Scholarship (\$1,500 per year)
7	6.25%	3.50%	Missouri State Advantage Scholarship
0	0.00%	0.00%	Missouri State Promise Scholarship
2	1.79%	1.00%	Missouri State Leadership Scholarship
4	3.57%	2.00%	A+ Recognition Scholarship
32	28.57%	16.00%	Bright Flight Scholarship
1	0.89%	0.50%	Hutchens/SGA Centennial Leaders Scholarship
17	15.18%	8.50%	Out-of-state fee waiver or Midwest Student Exchange Program
3	2.68%	1.50%	Athletic scholarship
1	0.89%	0.50%	Art, theatre, or music scholarship
15	13.39%	7.50%	Other (please specify what other scholarship(s) you received)


Count	Percent		
1	6.67%		3-year AD ROTC Scholarship
1	6.67%		Baker Board of Insurance through the Business Department
1	6.67%		Boone Memorial Scholarship
1	6.67%		Dynatek science scholarship. \$3000 one year
1	6.67%		Evelyn A. Porter, Biology Department
1	6.67%		Hagan scholarship, opal m Huffman
1	6.67%		Kimberling vision/Dixie stampede Scholarship

1	6.67%		License Plate Fund
1	6.67%		Local Lee's Summit scholarships worth 1,000 and 500
1	6.67%		Local scholarships
1	6.67%		Local Scholarships, Access Missouri Program
1	6.67%		MSU Lebanon Alumni Scholarship
1	6.67%		Ora D. Ryan Gillette Schlp
1	6.67%		Physics departmental scholarships
1	6.67%		Winkler Scholarship
112 Respondents			
200 Responses			




Q46. Which of the following statements best describes your scholarship from Missouri State in comparison with the scholarship offer(s) you received from your first alternate choice college you listed earlier?

Count	Percent		
44	41.90%		I received a better scholarship offer from Missouri State than from the other college.
33	31.43%		The scholarship offer I received from the other college was similar to what I received from Missouri State.
15	14.29%		I received a better scholarship offer from the other college.
13	12.38%		I did not receive a scholarship offer from the other college.
105 Respondents			






Q47. How likely would you have been to attend Missouri State without the scholarship?

Count	Percent		
7	6.25%		Very likely
31	27.68%		Moderately likely
17	15.18%		Neither likely nor unlikely
30	26.79%		Moderately unlikely
27	24.11%		Very unlikely
112 Respondents			

Q48. Did you apply for financial aid (loans, grants, work study)? [To apply for aid, you must have completed the Free Application for Federal Student Aid (FAFSA).]

Count	Percent		
104	90.43%		Yes
11	9.57%		No
115 Respondents			

Q49. Which of the following statements best describes your total financial aid package (scholarships, grants, loans, and/or work study) in comparison with your first alternate choice college you listed earlier?

Count	Percent		
36	37.50%		I received a better financial aid offer from Missouri State.
31	32.29%		The financial aid offer from the other institution was similar to Missouri State's.
7	7.29%		I received a better financial aid offer from the other college.
22	22.92%		I did not receive a financial aid offer from the other college.
96 Respondents			

Q50. Please indicate your level of satisfaction with the service you received from the Missouri State Office of Financial Aid:

Count	Percent		
38	36.54%		Very satisfied
44	42.31%		Moderately satisfied
11	10.58%		Neither satisfied nor dissatisfied
9	8.65%		Moderately dissatisfied
2	1.92%		Very dissatisfied
104	Respondents		

Q51. Are you living in the residence halls on campus this year?

Count	Percent		
98	85.22%		Yes
17	14.78%		No
115	Respondents		

Q52. Please indicate your level of satisfaction with the service you have received from the Residence Life, Housing and Dining Services:

Count	Percent		
52	53.06%		Very satisfied
37	37.76%		Moderately satisfied
6	6.12%		Neither satisfied nor dissatisfied
2	2.04%		Moderately dissatisfied
1	1.02%		Very dissatisfied
98	Respondents		

Q53. Did you arrange a campus visit through the Office of Admissions?

Count	Percent		
81	70.43%		Yes
34	29.57%		No
115	Respondents		




Q54. Please indicate your level of satisfaction with the following: - Your overall visit experience

Count	Percent		
55	67.90%		Very satisfied
21	25.93%		Moderately satisfied
3	3.70%		Neither satisfied nor dissatisfied
2	2.47%		Moderately dissatisfied
0	0.00%		Very dissatisfied
81	Respondents		





Q55. Were you aware of Missouri State's Public Affairs mission during the college search process?

Count	Percent		
57	49.57%		Yes
58	50.43%		No
115	Respondents		

Q56. Was Missouri State's Public Affairs mission a factor in your choice to attend Missouri State?

Count	Percent		
2	3.51%		Absolutely, it was one of the main reasons I chose MSU.
27	47.37%		While not one of the main reasons, it was important to me.
28	49.12%		Not really, I was coming to Missouri State anyway.
57	Respondents		




Q57. How involved were your parent(s)/legal guardian(s) in the college search and selection process?

Count	Percent		
31	26.96%		Very involved, we made the decision together
40	34.78%		Involved, they did research, but I made the final decision
35	30.43%		Somewhat involved, they visited schools with me but I did most of the research
9	7.83%		Not involved at all
115	Respondents		

Q58. During high school, did you take one or more online courses (courses taught via the internet) for high school credit?

Count	Percent		
23	20.00%		Yes
92	80.00%		No
115	Respondents		







Q59. When visiting the Missouri State website, have you been able to find the information that you needed in a timely manner?

Count	Percent		
104	90.43%		Yes
10	8.70%		No
1	0.87%		I have not used the Missouri State website.
115	Respondents		

Q60. How does the Missouri State website compare to the other college websites you visited?

Count	Percent		
20	17.54%		Much better
37	32.46%		Somewhat better
46	40.35%		About the same
11	9.65%		Somewhat worse
0	0.00%		Much worse
114	Respondents		

Q61. Please indicate your level of agreement with the following statements: - Admissions to the Honors College was an important factor in my decision to attend Missouri State.

Count	Percent		
55	47.83%		Strongly agree
37	32.17%		Moderately agree
20	17.39%		Neither agree nor disagree
2	1.74%		Moderately disagree
1	0.87%		Strongly disagree
0	0.00%		Not applicable
115	Respondents		

Q62. Please indicate your level of agreement with the following statements: - I am satisfied with the information and service I have received from the Honors College office.

Count	Percent		
64	55.65%		Strongly agree
41	35.65%		Moderately agree
8	6.96%		Neither agree nor disagree
2	1.74%		Moderately disagree
0	0.00%		Strongly disagree
0	0.00%		Not applicable
115	Respondents		

Q63. Please indicate your level of agreement with the following statements: - The material provided by the Honors College was informative.

Count	Percent		
63	54.78%		Strongly agree
43	37.39%		Moderately agree
6	5.22%		Neither agree nor disagree
2	1.74%		Moderately disagree
1	0.87%		Strongly disagree
0	0.00%		Not applicable
115	Respondents		







Q64. Please indicate your level of agreement with the following statements: - The Honors College at Missouri State is better than honors programs at other colleges and universities I considered.

Count	Percent		
25	21.74%		Strongly agree
26	22.61%		Moderately agree
46	40.00%		Neither agree nor disagree
2	1.74%		Moderately disagree
1	0.87%		Strongly disagree
15	13.04%		Not applicable
115	Respondents		







Q65. Please indicate the level of importance you place on each of the following benefits of the Honors College: - An enriched environment in the classroom that better fits my needs

Count	Percent		
63	54.78%		Extremely important
38	33.04%		Very important
12	10.43%		Moderately important
2	1.74%		Somewhat important
0	0.00%		Not at all important
0	0.00%		Not applicable
115	Respondents		







Q66. Please indicate the level of importance you place on each of the following benefits of the Honors College: - A smaller community of scholars within the larger university

Count	Percent		
76	66.09%		Extremely important
23	20.00%		Very important
13	11.30%		Moderately important
2	1.74%		Somewhat important
1	0.87%		Not at all important
0	0.00%		Not applicable
115	Respondents		


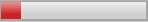




Q67. Please indicate the level of importance you place on each of the following benefits of the Honors College: - Early registration privileges

Count	Percent		
79	68.70%		Extremely important
26	22.61%		Very important
7	6.09%		Moderately important
1	0.87%		Somewhat important
1	0.87%		Not at all important
1	0.87%		Not applicable
115	Respondents		


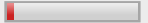


Q68. Please indicate the level of importance you place on each of the following benefits of the Honors College: - Special library privileges








Count	Percent		
45	39.13%		Extremely important
30	26.09%		Very important
32	27.83%		Moderately important
3	2.61%		Somewhat important
4	3.48%		Not at all important
1	0.87%		Not applicable
115	Respondents		

Q69. Please indicate the level of importance you place on each of the following benefits of the Honors College: - The opportunity to live in Honors College residences

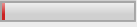







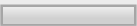






Count	Percent		
31	26.96%		Extremely important
16	13.91%		Very important
20	17.39%		Moderately important
17	14.78%		Somewhat important
23	20.00%		Not at all important
8	6.96%		Not applicable
115	Respondents		

Q70. Do you have any additional comments regarding the Honors College?


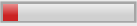
Count	Percent										
7	6.09%		Yes (please share)								
<table border="1"> <thead> <tr> <th>Count</th> <th>Percent</th> <th></th> <th></th> </tr> </thead> <tbody> <tr> <td>1</td> <td>14.29%</td> <td></td> <td>at university of missouri st. louis they had interviews for.selection into the honors college.</td> </tr> </tbody> </table>				Count	Percent			1	14.29%		at university of missouri st. louis they had interviews for.selection into the honors college.
Count	Percent										
1	14.29%		at university of missouri st. louis they had interviews for.selection into the honors college.								

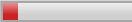



				this way it was an even bigger accomplishment to be accepted, i believe missouri state should do this. also umsl had scholarships once i was accepted into their honors college.
1	14.29%			I decided not to join the Honors College.
1	14.29%			It seems more welcoming than other on-campus institutions. My decision is based on my friends' experiences with other on-campus institutions.
1	14.29%			More information should be given out
1	14.29%			The extra attention and consideration for grants and scholarships was really important to me.
1	14.29%			The presentation at SOAR from them was information that most of the students knew already.
1	14.29%			They help out a lot more than I had expected they would. Everyone is very kind.
108	93.91%			No
115 Respondents				

Q71. Do you have any comments or suggestions for improvement regarding the Missouri State website and/or features on other college websites you particularly like?

Count	Percent		
13	11.30%		Yes (please share)
Count	Percent		
1	7.69%		A calendar listing events on each day in month-by-month format Schedules for dining centers/rec center/library/other facilities
1	7.69%		Finding a calendar of events
1	7.69%		I find information, but I don't know what to do with the information I find. It needs to have more explanation and to be organized better, with more categories.
1	7.69%		I love the college website and technology provided, but I do dislike the fact that Microsoft Windows is used in every computer lab. I have come from a Linux, open source software, background and have a better and faster experience with it.
1	7.69%		I would like to see more information for incoming freshman and how to prepare for the transition.
1	7.69%		Information on the services provided by the dining halls is difficult to find and/or unavailable
1	7.69%		it can be hard to find useful information.
1	7.69%		It does not seem to be updated very frequently. Classes have already began and there is still information about SOAR under the My Missouri State section for students.
1	7.69%		It is very poorly designed and layed out. I'm extremely good with computers and navigating websites and still had problems with it.
1	7.69%		Real photos of each dorm room layout
1	7.69%		Sometimes when I attempt to go to a link through my Missouri State email it redirects me to the login page, then when I log in it brings me to "My Missouri State" so I have issues accessing the page.
1	7.69%		The My Missouri State website cannot be viewed on all computers. I think that should be fixed.
1	7.69%		When move-in time is getting closer, it would be nice to have the move-in website easier to find. I had trouble getting to it at times.
102	88.70%		No, I have no suggestions.
115 Respondents			

Q72. Did you have any particularly frustrating or disappointing experiences with Missouri State prior to enrolling?

Count	Percent		
5	4.35%		Yes (please share)
Count	Percent		
1	20.00%		I did not get any of the residence halls that I'd requested and was not even informed of my housing arrangements until my SOAR session. The lady that told us was rude and not at all sympathetic to my situation and concern. It was very frustrating.



1	20.00%		I received a 30 on my ACT a week after the acceptance date. I seriously considered transferring to University of Missouri after hearing my friend attending there receives \$900 back every year. We had the same ACT, GPA, and are pursuing the same major and pre-professional track. Currently it cost me well over ten thousand dollars to attend Missouri State.
1	20.00%		I was unable to set up a Parent PIN.
1	20.00%		It would have been nice to have gotten to tour the nursing facilities while touring the school
1	20.00%		Registration was difficult. Several SOAR leaders did not understand my goals and tried to make me sign up for classes I did not want or need to take immediately.

110 95.65%  No

115 Respondents

Q73. Do you have any especially positive experiences with Missouri State or with individual people or offices at MSU that you wish to share?

Count	Percent	
29	25.22%	 Yes (please share)

Count	Percent	
1	3.45%	 During registration, Tracy Dalton was very helpful while I was trying to choose classes I would like with my wide interests. I'll probably seek her out again for advice sometime down the line.
1	3.45%	 Emily how came to Tulsa OK for a college fair was very knowledgable, friendly and is a main reason I even looked into MSU.
1	3.45%	 Emily Trammell was a fantastic admissions counselor!!!!!!!!!!!!!!!!!!!!
1	3.45%	 Everyone has been very helpful and kind so far!
1	3.45%	 I called the housing office because I was confused about where I would be living, and the woman on the phone explained everything fantastically and told me how to change dorms and now I'm living in scholars where I originally wanted to be!
1	3.45%	 I love being apart of the Honors College!
1	3.45%	 I really enjoyed my SOAR leaders. They were very friendly and helpful.
1	3.45%	 Lots of very friendly people!!!
1	3.45%	 Meeting with the head of the physics department and getting a tour of the labs was very helpful in making my decision to attend Missouri State.
1	3.45%	 Mr Bellis was very helpful when registering for classes and throughout my entire SOAR session
1	3.45%	 My SOAR leaders and advisers were both wonderful and extremely helpful throughout the registration process.
1	3.45%	 My soar leaders Nii Abrahams and Mary Disney were very friendly and helpful!
1	3.45%	 My SOAR leaders were awesome and made me feel welcome and excited to come here.
1	3.45%	 My SOAR leaders were fantastic. They knew what they were talking about and truly cared about my future at MSU.
1	3.45%	 Richard from the book store was so friendly and helpful.
1	3.45%	 Ryann and Samantha were great at SOAR
1	3.45%	 Shown around the agriculture center by Mr. Bellis himself. He was very friendly and gave a lot of helpful advice.
1	3.45%	 SOAR leaders were fantastic
1	3.45%	 SOAR was a great experience and prepared greatly on what to expect and the things i am able to do at MSU.
1	3.45%	 SOAR was a wonderful experience. During my session I met someone whom I believe to be a lifelong friend. It was a great opportunity to meet new people.
1	3.45%	 SOAR was AMAZING
1	3.45%	 Soar was amazing and helped me out a lot. And joining the groups page on Facebook has helped me out a lot as well. I'm super excited about going to college!
1	3.45%	 The help desk was very helpful and informative. Whenever my parents or myself couldn't find the information we wanted or figure something out on my account, the help desk

understood the issue and provided the instructions we needed.

1	3.45%	<input type="checkbox"/>	the lady in charge of the dinning hall services is very nice and helpful
1	3.45%	<input type="checkbox"/>	The Office of Veteran's Affairs was extremely helpful and the people that work there were very nice, informative, and happy to help.
1	3.45%	<input type="checkbox"/>	The SOAR leaders did a great job.
1	3.45%	<input type="checkbox"/>	The SOAR leaders were fantastic
1	3.45%	<input type="checkbox"/>	The staff and students at MSU have been extremely friendly, informative, and welcoming.
1	3.45%	<input type="checkbox"/>	We really enjoyed SOAR and came away with a lot of great information. Also, the Financial Aid office was extremely helpful!

86 74.78% No

115 Respondents