

FA12 Freshmen Survey-Honors

Description: I plan to upload the FA11 outline in pdf form with changes. Can I have preview ready by 7/24/12?

Date Created: 7/14/2012 3:44:08 PM

Date Range: 7/30/2012 8:00:00 AM - 8/17/2012 11:59:00 PM

Total Respondents: 81

Q1. What is your major? (If you are undecided or choosing between two or more majors, please choose "Undecided")

Count	Percent		
2	2.47%	<div style="width: 2.47%;"></div>	Accounting
0	0.00%	<div style="width: 0.00%;"></div>	Agriculture/Agriculture Communication
0	0.00%	<div style="width: 0.00%;"></div>	Agricultural Business/Agricultural Marketing and Sales
0	0.00%	<div style="width: 0.00%;"></div>	Agricultural Business/Enterprise Management
0	0.00%	<div style="width: 0.00%;"></div>	Agriculture Business/Agriculture Finance and Management
0	0.00%	<div style="width: 0.00%;"></div>	Agriculture Education
3	3.70%	<div style="width: 3.70%;"></div>	Animal Science
1	1.23%	<div style="width: 1.23%;"></div>	Anthropology
0	0.00%	<div style="width: 0.00%;"></div>	Art and Design
0	0.00%	<div style="width: 0.00%;"></div>	Art and Design - Education
0	0.00%	<div style="width: 0.00%;"></div>	Art History
0	0.00%	<div style="width: 0.00%;"></div>	Art/Ceramics
1	1.23%	<div style="width: 1.23%;"></div>	Art/Computer Animation
0	0.00%	<div style="width: 0.00%;"></div>	Art/Digital Arts
0	0.00%	<div style="width: 0.00%;"></div>	Art/Drawing
0	0.00%	<div style="width: 0.00%;"></div>	Art/Metals - Jewelry
0	0.00%	<div style="width: 0.00%;"></div>	Art/Painting
0	0.00%	<div style="width: 0.00%;"></div>	Art/Photography
0	0.00%	<div style="width: 0.00%;"></div>	Art/Printmaking
0	0.00%	<div style="width: 0.00%;"></div>	Art/Sculpture
2	2.47%	<div style="width: 2.47%;"></div>	Athletic Training
0	0.00%	<div style="width: 0.00%;"></div>	Biology - Education/Categorical Science
0	0.00%	<div style="width: 0.00%;"></div>	Biology - Education/Unified Science
0	0.00%	<div style="width: 0.00%;"></div>	Biology/Ecology, Evolution, and Systematics
0	0.00%	<div style="width: 0.00%;"></div>	Biology/Microbiology and Biotechnology
0	0.00%	<div style="width: 0.00%;"></div>	Biology/Organismal Biology
0	0.00%	<div style="width: 0.00%;"></div>	Biology/Wildlife Biology
2	2.47%	<div style="width: 2.47%;"></div>	Biology
0	0.00%	<div style="width: 0.00%;"></div>	Business Education
8	9.88%	<div style="width: 9.88%;"></div>	Cell and Molecular Biology
0	0.00%	<div style="width: 0.00%;"></div>	Chemistry - Education/Categorical Science
0	0.00%	<div style="width: 0.00%;"></div>	Chemistry - Education/Unified Science
1	1.23%	<div style="width: 1.23%;"></div>	Chemistry/Biochemistry
0	0.00%	<div style="width: 0.00%;"></div>	Chemistry/Industrial
0	0.00%	<div style="width: 0.00%;"></div>	Chemistry
1	1.23%	<div style="width: 1.23%;"></div>	Child and Family Development
0	0.00%	<div style="width: 0.00%;"></div>	Civil Engineering
0	0.00%	<div style="width: 0.00%;"></div>	Clinical Laboratory Sciences - Medical Technology
1	1.23%	<div style="width: 1.23%;"></div>	Clothing, Textiles and Merchandising/Fashion Design and Product Development
0	0.00%	<div style="width: 0.00%;"></div>	Clothing, Textiles and Merchandising/Fashion Merchandising and Management
1	1.23%	<div style="width: 1.23%;"></div>	Communication Sciences and Disorders/Audiology
0	0.00%	<div style="width: 0.00%;"></div>	Communication Sciences and Disorders/Education of the Deaf
		<div style="width: 0.00%;"></div>	

0	0.00%	<input type="text"/>	Communication/Comm Studies - BA
0	0.00%	<input type="text"/>	Communication/Ethical Leadership
1	1.23%	<input type="text"/>	Communication/Health Comm
0	0.00%	<input type="text"/>	Communication/Intercultural Com and Diversity
0	0.00%	<input type="text"/>	Communication/Intercultural
0	0.00%	<input type="text"/>	Communication/Interpersonal
0	0.00%	<input type="text"/>	Communication/Organizational
0	0.00%	<input type="text"/>	Communication/Rhetoric
1	1.23%	<input type="text"/>	Communication Science and Disorders/Speech Language Path
0	0.00%	<input type="text"/>	Computer Information Systems
0	0.00%	<input type="text"/>	Computer Science
0	0.00%	<input type="text"/>	Construction Management
1	1.23%	<input type="text"/>	Criminology
0	0.00%	<input type="text"/>	Design/Graphic Design and Illustration
0	0.00%	<input type="text"/>	Design/Graphic Design
0	0.00%	<input type="text"/>	Design/Illustration
1	1.23%	<input type="text"/>	Dietetics
1	1.23%	<input type="text"/>	Early Childhood Education
0	0.00%	<input type="text"/>	Earth Science Education/Unified Science
0	0.00%	<input type="text"/>	Economics
0	0.00%	<input type="text"/>	Electrical Engineering
1	1.23%	<input type="text"/>	Electronic Arts/Audio Studies
0	0.00%	<input type="text"/>	Electronic Arts/Comp Animation Studies
0	0.00%	<input type="text"/>	Electronic Arts/Multimedia
0	0.00%	<input type="text"/>	Electronic Arts/Video Studies
0	0.00%	<input type="text"/>	Elementary Education
1	1.23%	<input type="text"/>	Emerging Technologies Management
0	0.00%	<input type="text"/>	English/Creative Writing
0	0.00%	<input type="text"/>	English/Literature
0	0.00%	<input type="text"/>	English - Education
2	2.47%	<input type="text"/>	Entertainment Management
1	1.23%	<input type="text"/>	Entrepreneurship
0	0.00%	<input type="text"/>	Environmental Plant Science/Crop Science
0	0.00%	<input type="text"/>	Environmental Plant Science/Horticulture
4	4.94%	<input type="text"/>	Exercise and Movement Science/Health Studies
0	0.00%	<input type="text"/>	Facility Management
0	0.00%	<input type="text"/>	Family and Consumer Sciences - Education
0	0.00%	<input type="text"/>	Finance
0	0.00%	<input type="text"/>	Finance/Financial Planning
0	0.00%	<input type="text"/>	Finance/Real Estate
0	0.00%	<input type="text"/>	French
0	0.00%	<input type="text"/>	French - Education
1	1.23%	<input type="text"/>	General Business
0	0.00%	<input type="text"/>	Geography/Environmental - Natural Resources
		<input type="text"/>	

0	0.00%	<input type="text"/>	Geography/Geotourism
0	0.00%	<input type="text"/>	Geography/Travel Geography
0	0.00%	<input type="text"/>	Geography
0	0.00%	<input type="text"/>	Geology
0	0.00%	<input type="text"/>	Geospatial Sciences
0	0.00%	<input type="text"/>	German
0	0.00%	<input type="text"/>	German - Education
0	0.00%	<input type="text"/>	Gerontology
0	0.00%	<input type="text"/>	Global Studies
1	1.23%	<input type="text"/>	History
1	1.23%	<input type="text"/>	History - Education
0	0.00%	<input type="text"/>	Hospitality and Restaurant Administration/Club Management
0	0.00%	<input type="text"/>	Hospitality and Restaurant Administration/Food and Beverage
0	0.00%	<input type="text"/>	Hospitality and Restaurant Administration/General Options
0	0.00%	<input type="text"/>	Hospitality and Restaurant Administration/Lodging
0	0.00%	<input type="text"/>	Hospitality and Restaurant Administration/Senior Living Management
0	0.00%	<input type="text"/>	Information Technology Service Management
0	0.00%	<input type="text"/>	Interior Design
0	0.00%	<input type="text"/>	Journalism/Broadcast Journalism
1	1.23%	<input type="text"/>	Journalism/Print Journalism
0	0.00%	<input type="text"/>	Logistics and Supply Chain Management
0	0.00%	<input type="text"/>	Management/Administrative Management
1	1.23%	<input type="text"/>	Management/Human Resources Management
0	0.00%	<input type="text"/>	Management/International Business Administration
0	0.00%	<input type="text"/>	Management/Operations Management
1	1.23%	<input type="text"/>	Marketing/Advertising and Promotion
0	0.00%	<input type="text"/>	Marketing/Marketing Management
0	0.00%	<input type="text"/>	Marketing/Marketing Research
0	0.00%	<input type="text"/>	Marketing/Sales/Sales Management
0	0.00%	<input type="text"/>	Mass Media/Digital Film Production
0	0.00%	<input type="text"/>	Mass Media/Film Studies
0	0.00%	<input type="text"/>	Mass Media/Media Operations
0	0.00%	<input type="text"/>	Mass Media/Media Production
0	0.00%	<input type="text"/>	Mass Media/Media Studies
1	1.23%	<input type="text"/>	Mathematics/Actuarial Mathematics
0	0.00%	<input type="text"/>	Mathematics/Applied Mathematics
0	0.00%	<input type="text"/>	Mathematics/Statistics
1	1.23%	<input type="text"/>	Mathematics
0	0.00%	<input type="text"/>	Mathematics - Education
2	2.47%	<input type="text"/>	Middle School Education
0	0.00%	<input type="text"/>	Music/Composition
0	0.00%	<input type="text"/>	Music/Instrumental Performance
0	0.00%	<input type="text"/>	Music/Instrumental
0	0.00%	<input type="text"/>	Music/Jazz Performance
		<input type="text"/>	

0	0.00%		Music/Keyboard Performance
0	0.00%		Music/Vocal Choral
0	0.00%		Music/Vocal Performance
1	1.23%		Musical Theatre
0	0.00%		Music
0	0.00%		Natural Resources
7	8.64%		Nursing
0	0.00%		Philosophy
0	0.00%		Physical Education
0	0.00%		Physics - Education
1	1.23%		Physics
0	0.00%		Planning/Community Regional Planning
0	0.00%		Planning/Tourism Planning and Development
1	1.23%		Political Science
0	0.00%		Pre-Chiropractic
0	0.00%		Pre-Dental Hygiene
0	0.00%		Pre-Dentistry
1	1.23%		Pre-Engineering
0	0.00%		Pre-Health Profession
1	1.23%		Pre-Law
0	0.00%		Pre-Medicine
0	0.00%		Pre-Occupational Therapy
0	0.00%		Pre-Optometry
1	1.23%		Pre-Pharmacy
2	2.47%		Pre-Physical Therapy
0	0.00%		Pre-Physician Assistant
0	0.00%		Pre-Veterinary Medicine
0	0.00%		Professional Writing
4	4.94%		Psychology
0	0.00%		Public Administration
0	0.00%		Public Relations
0	0.00%		Radiography/Education
0	0.00%		Radiography/Management
0	0.00%		Radiography/Science
0	0.00%		Recreation, Sport, and Park Administration
0	0.00%		Religious Studies
0	0.00%		Respiratory Therapy/Education
0	0.00%		Respiratory Therapy/Management
0	0.00%		Respiratory Therapy/Science
0	0.00%		Risk Management and Insurance
1	1.23%		Social Work
0	0.00%		Sociology
0	0.00%		Socio-Political Communication
1	1.23%		Spanish

0	0.00%	<input type="checkbox"/>	Spanish - Education
0	0.00%	<input type="checkbox"/>	Special Education/Cross Categorical
1	1.23%	<input type="checkbox"/>	Speech and Theatre Education/Communication
0	0.00%	<input type="checkbox"/>	Speech and Theatre Education/Theatre
0	0.00%	<input type="checkbox"/>	Technology Education
0	0.00%	<input type="checkbox"/>	Technology Management
2	2.47%	<input type="checkbox"/>	Theatre Studies
1	1.23%	<input type="checkbox"/>	Theatre/Acting
0	0.00%	<input type="checkbox"/>	Theatre/Dance
0	0.00%	<input type="checkbox"/>	Theatre/Design/Technology/Stage Mgt
0	0.00%	<input type="checkbox"/>	Wildlife Conservation and Management
9	11.11%	<input type="checkbox"/>	Undecided
81 Respondents			

Q2. What is your gender?

Count	Percent		
64	79.01%	<input type="checkbox"/>	Female
17	20.99%	<input type="checkbox"/>	Male
81 Respondents			

Q3. Where are you from?

Count	Percent		
23	28.40%	<input type="checkbox"/>	Southwest Missouri
19	23.46%	<input type="checkbox"/>	Kansas City/northwest Missouri area
14	17.28%	<input type="checkbox"/>	St. Louis area
2	2.47%	<input type="checkbox"/>	Southeast Missouri area
8	9.88%	<input type="checkbox"/>	Central/northeast Missouri area
15	18.52%	<input type="checkbox"/>	Another state/country (please specify)

Count	Percent		
2	13.33%	<input type="checkbox"/>	Arizona
1	6.67%	<input type="checkbox"/>	California
2	13.33%	<input type="checkbox"/>	Illinois
1	6.67%	<input type="checkbox"/>	Indiana
1	6.67%	<input type="checkbox"/>	Iowa
1	6.67%	<input type="checkbox"/>	Michigan
1	6.67%	<input type="checkbox"/>	Minnesota
1	6.67%	<input type="checkbox"/>	Nebraska
1	6.67%	<input type="checkbox"/>	North Central Kansas
1	6.67%	<input type="checkbox"/>	Ohio
1	6.67%	<input type="checkbox"/>	Tennessee
1	6.67%	<input type="checkbox"/>	TX
1	6.67%	<input type="checkbox"/>	wichita, kansas

81 Respondents

Q4. What is your race/ethnicity? (Check all that apply)

Count	Respondent %	Response %	
2	2.47%	2.33%	<input type="checkbox"/> American Indian/Alaskan Native
1	1.23%	1.16%	<input type="checkbox"/> Asian
0	0.00%	0.00%	<input type="checkbox"/> Black/African American
5	6.17%	5.81%	<input type="checkbox"/> Hispanic/Latino
0	0.00%	0.00%	<input type="checkbox"/> Native Hawaiian/Pacific Islander
78	96.30%	90.70%	<input checked="" type="checkbox"/> White/Caucasian
0	0.00%	0.00%	<input type="checkbox"/> Other (please specify)
Count	Percent		
81	Respondents		
86	Responses		

Q5. When did you decide that you would attend Missouri State University?

Count	Percent	
5	6.17%	<input type="checkbox"/> I have wanted to go to Missouri State for as long as I can remember.
20	24.69%	<input type="checkbox"/> Before my senior year in high school
53	65.43%	<input checked="" type="checkbox"/> During my senior year in high school
3	3.70%	<input type="checkbox"/> After I graduated from high school
81	Respondents	

Q6. Please briefly summarize the main reason(s) you chose to attend Missouri State: (Check all that apply)

Count	Respondent %	Response %	
18	22.22%	4.65%	<input type="checkbox"/> Close to home
69	85.19%	17.83%	<input checked="" type="checkbox"/> Cost/good value for education
3	3.70%	0.78%	<input type="checkbox"/> Far from home
22	27.16%	5.68%	<input type="checkbox"/> Friends were also attending
38	46.91%	9.82%	<input type="checkbox"/> It just felt right
60	74.07%	15.50%	<input checked="" type="checkbox"/> Nice campus/campus was the right size
42	51.85%	10.85%	<input type="checkbox"/> Not too far from home, not too close
47	58.02%	12.14%	<input type="checkbox"/> Quality academic programs
75	92.59%	19.38%	<input checked="" type="checkbox"/> Received scholarship(s)
13	16.05%	3.36%	<input type="checkbox"/> Other (please specify)
Count	Percent		
1	7.69%	<input type="checkbox"/>	accepted to BFA program
1	7.69%	<input type="checkbox"/>	Amazing atmosphere!
1	7.69%	<input type="checkbox"/>	Bachelor of Science in Psychology, not just Bachelor of Arts
1	7.69%	<input type="checkbox"/>	Catholic community
1	7.69%	<input type="checkbox"/>	Family Alumni
1	7.69%	<input type="checkbox"/>	Good graduate program
1	7.69%	<input type="checkbox"/>	Had my major
1	7.69%	<input type="checkbox"/>	had the grad program that matched my undergrad
1	7.69%	<input type="checkbox"/>	Missouri Fine Arts Academy
1	7.69%	<input type="checkbox"/>	Missouri State was one of the only schools that offered the major that I originally chose
1	7.69%	<input type="checkbox"/>	ROTC
1	7.69%	<input type="checkbox"/>	Soccer Maybe

	1	7.69%	<input type="checkbox"/>	Theatre Education
81	Respondents			
387	Responses			

Q7. Which other college would you have been the most likely to attend had you not chosen Missouri State? (Please indicate only your first alternate choice, even though you may have been considering two or more other institutions)






Count	Percent		
0	0.00%	<input type="text"/>	Avila University
0	0.00%	<input type="text"/>	Central Methodist University
1	1.23%	<input type="text"/>	College of the Ozarks
0	0.00%	<input type="text"/>	Columbia College
0	0.00%	<input type="text"/>	Crowder College
2	2.47%	<input type="text"/>	Drury University
0	0.00%	<input type="text"/>	East Central College
0	0.00%	<input type="text"/>	Fontbonne University
0	0.00%	<input type="text"/>	Hannibal-LaGrange College
0	0.00%	<input type="text"/>	Harris-Stowe State University
0	0.00%	<input type="text"/>	Jefferson College
0	0.00%	<input type="text"/>	Lindenwood University
0	0.00%	<input type="text"/>	Lincoln University
0	0.00%	<input type="text"/>	Linn State Technical College
0	0.00%	<input type="text"/>	Maryville University
0	0.00%	<input type="text"/>	Metropolitan Community Colleges
0	0.00%	<input type="text"/>	Mineral Area College
1	1.23%	<input type="text"/>	Missouri Baptist University
0	0.00%	<input type="text"/>	Missouri Southern State University
0	0.00%	<input type="text"/>	Missouri State University-West Plains
1	1.23%	<input type="text"/>	Missouri University of Science & Technology
0	0.00%	<input type="text"/>	Missouri Valley College
0	0.00%	<input type="text"/>	Missouri Western State University
0	0.00%	<input type="text"/>	Moberly Area College
0	0.00%	<input type="text"/>	North Central Missouri College
3	3.70%	<input type="text"/>	Northwest Missouri State University
0	0.00%	<input type="text"/>	Ozarks Technical Community College
0	0.00%	<input type="text"/>	Park University
1	1.23%	<input type="text"/>	Rockhurst University
0	0.00%	<input type="text"/>	Saint Charles County Community College
0	0.00%	<input type="text"/>	Saint Louis Community Colleges
2	2.47%	<input type="text"/>	Saint Louis University
3	3.70%	<input type="text"/>	Southeast Missouri State University
2	2.47%	<input type="text"/>	Southwest Baptist University
0	0.00%	<input type="text"/>	State Fair Community College
0	0.00%	<input type="text"/>	Three Rivers Community College
5	6.17%	<input type="text"/>	Truman State University
1	1.23%	<input type="text"/>	University of Central Missouri
23	28.40%	<input type="text"/>	University of Missouri-Columbia
2	2.47%	<input type="text"/>	University of Missouri-Kansas City
0	0.00%	<input type="text"/>	University of Missouri-St. Louis
0	0.00%	<input type="text"/>	Washington University

0	0.00%	<input type="text"/>	Webster University
0	0.00%	<input type="text"/>	Westminster College
1	1.23%	<input type="text"/>	William Jewell College
0	0.00%	<input type="text"/>	William Woods University
29	35.80%	<input type="text"/>	Alternate choice not listed
4	4.94%	<input type="text"/>	I did not apply to any other colleges.
81 Respondents			






Q8. If your first alternate choice was not listed, please specify the college here:

Count	Percent		
29	100.00%	<input type="text"/>	
Count	Percent		
1	3.45%	<input type="text"/>	Angelo State University
2	6.90%	<input type="text"/>	Arizona State University
1	3.45%	<input type="text"/>	Belmont University
1	3.45%	<input type="text"/>	Bryan College
1	3.45%	<input type="text"/>	Drake University
1	3.45%	<input type="text"/>	Drexel University
2	6.90%	<input type="text"/>	Evangel University
1	3.45%	<input type="text"/>	Iowa state university
1	3.45%	<input type="text"/>	Kansas State University
1	3.45%	<input type="text"/>	Ozark Christian College
1	3.45%	<input type="text"/>	SIU carbondale
1	3.45%	<input type="text"/>	Southern Illinois University
1	3.45%	<input type="text"/>	Southern Illinois University Edwardsville
1	3.45%	<input type="text"/>	The Ohio State University
1	3.45%	<input type="text"/>	United States Air Force Academy
4	13.79%	<input type="text"/>	University of Arkansas
1	3.45%	<input type="text"/>	University of Nebraska Lincoln
1	3.45%	<input type="text"/>	University of Nebraska-Lincoln
1	3.45%	<input type="text"/>	University of North Carolina Greensboro
1	3.45%	<input type="text"/>	University of Oklahoma
1	3.45%	<input type="text"/>	University of Pittsburgh
1	3.45%	<input type="text"/>	University of Wyoming
1	3.45%	<input type="text"/>	US Military Academy at West Point
1	3.45%	<input type="text"/>	UW-La Crosse
29 Respondents			






Q9. Please indicate how important the following issues were in choosing which college to attend: - Quality of the major in which you are interested

Count	Percent		
44	57.14%		Extremely important
23	29.87%		Very important
8	10.39%		Moderately important
2	2.60%		Slightly important
0	0.00%		Not at all important
77	Respondents		






Q10. Please indicate how important the following issues were in choosing which college to attend: - Cost (tuition and fees)

Count	Percent		
45	58.44%		Extremely important
20	25.97%		Very important
11	14.29%		Moderately important
1	1.30%		Slightly important
0	0.00%		Not at all important
77	Respondents		





Q11. Please indicate how important the following issues were in choosing which college to attend: - Amount of financial aid and/or scholarships you received

Count	Percent		
50	64.94%		Extremely important
22	28.57%		Very important
3	3.90%		Moderately important
2	2.60%		Slightly important
0	0.00%		Not at all important
77	Respondents		






Q12. Please indicate how important the following issues were in choosing which college to attend: - Overall academic reputation

Count	Percent		
16	20.78%		Extremely important
43	55.84%		Very important
18	23.38%		Moderately important
0	0.00%		Slightly important
0	0.00%		Not at all important
77	Respondents		

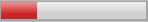




Q13. Please indicate how important the following issues were in choosing which college to attend: - Size and appearance of campus

Count	Percent		
11	14.29%		Extremely important
30	38.96%		Very important
30	38.96%		Moderately important
5	6.49%		Slightly important
1	1.30%		Not at all important
77	Respondents		






Q14. Please indicate how important the following issues were in choosing which college to attend: - City in which the college is located

Count	Percent		
6	7.79%		Extremely important
19	24.68%		Very important
32	41.56%		Moderately important
16	20.78%		Slightly important
4	5.19%		Not at all important
77	Respondents		

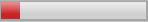



Q15. Please indicate how important the following issues were in choosing which college to attend: - Safety of the campus

Count	Percent		
19	24.68%		Extremely important
28	36.36%		Very important
19	24.68%		Moderately important
9	11.69%		Slightly important
2	2.60%		Not at all important
77	Respondents		

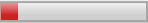




Q16. Please indicate how important the following issues were in choosing which college to attend: - Quality of social life on campus

Count	Percent		
12	15.58%		Extremely important
20	25.97%		Very important
31	40.26%		Moderately important
13	16.88%		Slightly important
1	1.30%		Not at all important
77	Respondents		






Q17. Please indicate how important the following issues were in choosing which college to attend: - Quality of residence halls

Count	Percent		
10	12.99%		Extremely important
31	40.26%		Very important
21	27.27%		Moderately important
8	10.39%		Slightly important
7	9.09%		Not at all important
77	Respondents		

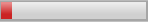




Q18. Please indicate how important the following issues were in choosing which college to attend: - Availability of technology on campus

Count	Percent		
9	11.69%		Extremely important
27	35.06%		Very important
23	29.87%		Moderately important
16	20.78%		Slightly important
2	2.60%		Not at all important
77	Respondents		







Q19. Please indicate how important the following issues were in choosing which college to attend: - Success of graduates getting jobs

Count	Percent		
29	37.66%		Extremely important
17	22.08%		Very important
25	32.47%		Moderately important
6	7.79%		Slightly important
0	0.00%		Not at all important
77	Respondents		


Q20. Please indicate how important the following issues were in choosing which college to attend: - Quality of recruitment materials

Count	Percent		
6	7.79%		Extremely important
12	15.58%		Very important
29	37.66%		Moderately important
23	29.87%		Slightly important
7	9.09%		Not at all important
77	Respondents		


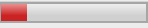




Q21. In regards to the following issues, please indicate how Missouri State compares to the institution you indicated as your first alternate choice: - Quality of the major in which you are interested

Count	Percent		
21	27.27%		Much better at Missouri State
12	15.58%		Slightly better at Missouri State
25	32.47%		About the same at both colleges
10	12.99%		Slightly worse at Missouri State
0	0.00%		Much worse at Missouri State
9	11.69%		Not applicable/cannot be compared
77	Respondents		

Q22. In regards to the following issues, please indicate how Missouri State compares to the institution you indicated as your first alternate choice: - Cost (tuition and fees)

Count	Percent		
42	54.55%		Much better at Missouri State
14	18.18%		Slightly better at Missouri State
13	16.88%		About the same at both colleges
4	5.19%		Slightly worse at Missouri State
1	1.30%		Much worse at Missouri State
3	3.90%		Not applicable/cannot be compared
77	Respondents		



Q23. In regards to the following issues, please indicate how Missouri State compares to the institution you indicated as your first alternate choice: - Amount of financial aid and/or scholarships you received

Count	Percent		
36	46.75%		Much better at Missouri State
14	18.18%		Slightly better at Missouri State
14	18.18%		About the same at both colleges
5	6.49%		Slightly worse at Missouri State
2	2.60%		Much worse at Missouri State
6	7.79%		Not applicable/cannot be compared
77	Respondents		

Q24. In regards to the following issues, please indicate how Missouri State compares to the institution you indicated as your first alternate choice: - Overall academic reputation

Count	Percent		
8	10.39%		Much better at Missouri State
10	12.99%		Slightly better at Missouri State
37	48.05%		About the same at both colleges
17	22.08%		Slightly worse at Missouri State
2	2.60%		Much worse at Missouri State
3	3.90%		Not applicable/cannot be compared
77	Respondents		


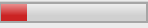




Q25. In regards to the following issues, please indicate how Missouri State compares to the institution you indicated as your first alternate choice: - Size and appearance of campus

Count	Percent		
15	19.48%		Much better at Missouri State
19	24.68%		Slightly better at Missouri State
23	29.87%		About the same at both colleges
14	18.18%		Slightly worse at Missouri State
1	1.30%		Much worse at Missouri State
5	6.49%		Not applicable/cannot be compared
77	Respondents		




Q26. In regards to the following issues, please indicate how Missouri State compares to the institution you indicated as your first alternate choice: - City in which the college is located

Count	Percent		
17	22.08%		Much better at Missouri State
18	23.38%		Slightly better at Missouri State
27	35.06%		About the same at both colleges
11	14.29%		Slightly worse at Missouri State
1	1.30%		Much worse at Missouri State
3	3.90%		Not applicable/cannot be compared
77	Respondents		






Q27. In regards to the following issues, please indicate how Missouri State compares to the institution you indicated as your first alternate choice: - Safety of the campus

Count	Percent		
6	7.79%		Much better at Missouri State
14	18.18%		Slightly better at Missouri State
45	58.44%		About the same at both colleges
4	5.19%		Slightly worse at Missouri State
1	1.30%		Much worse at Missouri State
7	9.09%		Not applicable/cannot be compared
77	Respondents		






Q28. In regards to the following issues, please indicate how Missouri State compares to the institution you indicated as your first alternate choice: - Quality of social life on campus

Count	Percent		
9	11.69%		Much better at Missouri State
18	23.38%		Slightly better at Missouri State
37	48.05%		About the same at both colleges
6	7.79%		Slightly worse at Missouri State
1	1.30%		Much worse at Missouri State
6	7.79%		Not applicable/cannot be compared
77	Respondents		


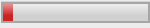




Q29. In regards to the following issues, please indicate how Missouri State compares to the institution you indicated as your first alternate choice: - Quality of residence halls

Count	Percent		
12	15.58%		Much better at Missouri State
22	28.57%		Slightly better at Missouri State
28	36.36%		About the same at both colleges
6	7.79%		Slightly worse at Missouri State
0	0.00%		Much worse at Missouri State
9	11.69%		Not applicable/cannot be compared
77	Respondents		






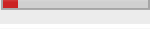
Q30. In regards to the following issues, please indicate how Missouri State compares to the institution you indicated as your first alternate choice: - Availability of technology on campus

Count	Percent		
7	9.09%		Much better at Missouri State
9	11.69%		Slightly better at Missouri State
46	59.74%		About the same at both colleges
6	7.79%		Slightly worse at Missouri State
0	0.00%		Much worse at Missouri State
9	11.69%		Not applicable/cannot be compared
77	Respondents		







Q31. In regards to the following issues, please indicate how Missouri State compares to the institution you indicated as your first alternate choice: - Success of graduates getting jobs

Count	Percent		
4	5.19%		Much better at Missouri State
5	6.49%		Slightly better at Missouri State
47	61.04%		About the same at both colleges
8	10.39%		Slightly worse at Missouri State
0	0.00%		Much worse at Missouri State
13	16.88%		Not applicable/cannot be compared
77	Respondents		



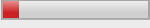



Q32. In regards to the following issues, please indicate how Missouri State compares to the institution you indicated as your first alternate choice: - Quality of recruitment materials

Count	Percent		
2	2.60%		Much better at Missouri State
8	10.39%		Slightly better at Missouri State
44	57.14%		About the same at both colleges
12	15.58%		Slightly worse at Missouri State
3	3.90%		Much worse at Missouri State
8	10.39%		Not applicable/cannot be compared
77	Respondents		







Q33. Please indicate how important the following sources of information were in the college selection process: - Admissions Guide (viewbook)

Count	Percent		
9	11.25%		Extremely important
22	27.50%		Very important
22	27.50%		Moderately important
8	10.00%		Slightly important
6	7.50%		Not at all important
13	16.25%		Not applicable/did not use
80	Respondents		







Q34. Please indicate how important the following sources of information were in the college selection process: - Scholarship and Financial Aid for Entering Freshmen and Transfer Students brochure

Count	Percent		
41	51.25%		Extremely important
22	27.50%		Very important
9	11.25%		Moderately important
6	7.50%		Slightly important
0	0.00%		Not at all important
2	2.50%		Not applicable/did not use
80	Respondents		







Q35. Please indicate how important the following sources of information were in the college selection process: - The Missouri State website

Count	Percent		
35	43.75%		Extremely important
27	33.75%		Very important
12	15.00%		Moderately important
4	5.00%		Slightly important
2	2.50%		Not at all important
0	0.00%		Not applicable/did not use
80	Respondents		



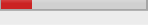



Q36. Please indicate how important the following sources of information were in the college selection process: - A brochure or information sheet on the academic programs in which you were interested

Count	Percent		
18	22.50%		Extremely important
23	28.75%		Very important
19	23.75%		Moderately important
8	10.00%		Slightly important
2	2.50%		Not at all important
10	12.50%		Not applicable/did not use
80	Respondents		


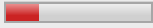




Q37. Please indicate how important the following sources of information were in the college selection process: - A visit to the Missouri State campus you arranged through the Office of Admissions

Count	Percent		
44	55.00%		Extremely important
17	21.25%		Very important
8	10.00%		Moderately important
2	2.50%		Slightly important
0	0.00%		Not at all important
9	11.25%		Not applicable/did not use
80	Respondents		







Q38. Please indicate how important the following sources of information were in the college selection process: - Information you received from your high school counselor or teacher

Count	Percent		
2	2.50%		Extremely important
7	8.75%		Very important
17	21.25%		Moderately important
10	12.50%		Slightly important
11	13.75%		Not at all important
33	41.25%		Not applicable/did not use
80	Respondents		







Q39. Please indicate how important the following sources of information were in the college selection process: - A conversation or correspondence (written or e-mail) with a Missouri State faculty member

Count	Percent		
14	17.50%		Extremely important
18	22.50%		Very important
13	16.25%		Moderately important
7	8.75%		Slightly important
2	2.50%		Not at all important
26	32.50%		Not applicable/did not use
80	Respondents		



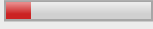



Q40. Please indicate how effective the following pieces of technology are for communicating with prospective students: - Missouri State's online Admissions Guide (viewbook)

Count	Percent		
9	11.25%		Extremely effective
22	27.50%		Very effective
21	26.25%		Moderately effective
7	8.75%		Slightly effective
3	3.75%		Not at all effective
18	22.50%		Not applicable/did not utilize
80	Respondents		

Q41. Please indicate how effective the following pieces of technology are for communicating with prospective students: - Missouri State Facebook page

Count	Percent		
7	8.75%		Extremely effective
9	11.25%		Very effective
19	23.75%		Moderately effective
11	13.75%		Slightly effective
3	3.75%		Not at all effective
31	38.75%		Not applicable/did not utilize
80	Respondents		

Q42. Please indicate how effective the following pieces of technology are for communicating with prospective students: - Missouri State Facebook application (FB community for prospective and admitted students)

Count	Percent		
6	7.50%		Extremely effective
8	10.00%		Very effective
14	17.50%		Moderately effective
10	12.50%		Slightly effective
6	7.50%		Not at all effective
36	45.00%		Not applicable/did not utilize
80	Respondents		

Q43. Please indicate how effective the following pieces of technology are for communicating with prospective students: - Blogs of current Missouri State students

Count	Percent		
0	0.00%		Extremely effective
3	3.75%		Very effective
15	18.75%		Moderately effective
8	10.00%		Slightly effective
4	5.00%		Not at all effective
50	62.50%		Not applicable/did not utilize
80	Respondents		

Q44. Which of the following online college search services have you actively used? (Check all that apply)

Count	Respondent %	Response %	
21	26.25%	18.10%	Cappex
29	36.25%	25.00%	College Board
3	3.75%	2.59%	CollegeNet
2	2.50%	1.72%	CollegeView
5	6.25%	4.31%	Naviance
2	2.50%	1.72%	Peterson's
19	23.75%	16.38%	Zinch
35	43.75%	30.17%	None of the above
80	Respondents		
116	Responses		

Q45. We are interested in your satisfaction with the service you have received from the Missouri State Office of Admissions. Please indicate your level of agreement with the following statements: - I received a response in a timely manner when I requested information from the Office of Admissions.

Count	Percent		
49	61.25%		Strongly agree
20	25.00%		Moderately agree
3	3.75%		Neither agree nor disagree
2	2.50%		Moderately disagree
0	0.00%		Strongly disagree
6	7.50%		Not applicable
80	Respondents		

Q46. We are interested in your satisfaction with the service you have received from the Missouri State Office of Admissions. Please indicate your level of agreement with the following statements: - Staff were helpful when I have contacted the Missouri State Office of Admissions.

Count	Percent		
50	62.50%		Strongly agree
18	22.50%		Moderately agree
3	3.75%		Neither agree nor disagree
2	2.50%		Moderately disagree
0	0.00%		Strongly disagree
7	8.75%		Not applicable
80	Respondents		

Q47. We are interested in your satisfaction with the service you have received from the Missouri State Office of Admissions. Please indicate your level of agreement with the following statements: - The information I received following my admission was timely and helpful.

Count	Percent		
50	62.50%		Strongly agree
27	33.75%		Moderately agree
2	2.50%		Neither agree nor disagree
1	1.25%		Moderately disagree
0	0.00%		Strongly disagree
0	0.00%		Not applicable
80 Respondents			

Q48. Did you receive a scholarship from Missouri State?


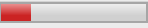


Count	Percent		
80	100.00%		Yes
0	0.00%		No
80 Respondents			

Q49. Please indicate which of the following scholarships you received: (Check all that apply)


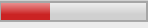


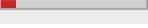
Count	Respondent %	Response %	
10	12.50%	8.06%	Presidential Scholarship (\$12,500 per year)
65	81.25%	52.42%	Board of Governors Scholarship (\$5,000 per year)
4	5.00%	3.23%	Multicultural Leadership Scholarship
8	10.00%	6.45%	Provost Scholarship (\$2,500 per year)
0	0.00%	0.00%	Deans' Scholarship (\$1,500 per year)
19	23.75%	15.32%	Bright Flight Scholarship
0	0.00%	0.00%	Hutchens/SGA Centennial Leaders Scholarship
8	10.00%	6.45%	Out-of-state fee waiver or Midwest Student Exchange Program
1	1.25%	0.81%	Athletic scholarship
2	2.50%	1.61%	Art, theatre, or music scholarship
7	8.75%	5.65%	Other (please specify what other scholarship(s) you received)

Count	Percent		
1	14.29%		\$500 church scholarship
1	14.29%		Bernice Gabriel Scholarship
1	14.29%		Elk's Most Valuable Student American Legion Lillis Louis Scholarship Local Scholarships
1	14.29%		High school alumni scholarship.
1	14.29%		Missouri Access Bernice Gabriel Memorial Scholarship
1	14.29%		Research Belton Foundation Hall Family Foundation Missouri Elks Local/District Raymore-Peculiar Public School Foundation
1	14.29%		Vantage Credit Union's Quest for Education Scholarship Electro Savings Credit Union's Edward G. Halliburton Scholarship
80 Respondents			
124 Responses			


Q50. Which of the following statements best describes your scholarship from Missouri State in comparison with the scholarship offer(s) you received from your first alternate choice college you listed earlier?

Count	Percent		
45	59.21%		I received a better scholarship offer from Missouri State than from the other college.
16	21.05%		The scholarship offer I received from the other college was similar to what I received from Missouri State.
9	11.84%		I received a better scholarship offer from the other college.
6	7.89%		I did not receive a scholarship offer from the other college.
76	Respondents		





Q51. How likely would you have been to attend Missouri State without the scholarship?

Count	Percent		
7	8.75%		Very likely
27	33.75%		Moderately likely
17	21.25%		Neither likely nor unlikely
21	26.25%		Moderately unlikely
8	10.00%		Very unlikely
80	Respondents		

Q52. Did you apply for financial aid (loans, grants, work study)? [To apply for aid, you must have completed the Free Application for Federal Student Aid (FAFSA).]

Count	Percent		
62	77.50%		Yes
18	22.50%		No
80	Respondents		

Q53. Which of the following statements best describes your total financial aid package (scholarships, grants, loans, and/or work study) in comparison with your first alternate choice college you listed earlier?

Count	Percent		
25	43.10%		I received a better financial aid offer from Missouri State.
18	31.03%		The financial aid offer from the other institution was similar to Missouri State's.
3	5.17%		I received a better financial aid offer from the other college.
12	20.69%		I did not receive a financial aid offer from the other college.
58	Respondents		

Q54. Please indicate your level of satisfaction with the service you received from the Missouri State Office of Financial Aid:

Count	Percent		
30	48.39%		Very satisfied
21	33.87%		Moderately satisfied
6	9.68%		Neither satisfied nor dissatisfied
5	8.06%		Moderately dissatisfied
0	0.00%		Very dissatisfied
62	Respondents		

Q55. Are you living in the residence halls on campus this year?

Count	Percent		
71	88.75%		Yes
9	11.25%		No
80	Respondents		

Q56. Please indicate your level of satisfaction with the service you have received from the Missouri State Residence Life and Services (Housing) Office:

Count	Percent		
34	47.89%		Very satisfied
26	36.62%		Moderately satisfied
8	11.27%		Neither satisfied nor dissatisfied
3	4.23%		Moderately dissatisfied
0	0.00%		Very dissatisfied
71	Respondents		

Q57. Did you arrange a campus visit through the Office of Admissions?

Count	Percent		
59	73.75%		Yes
21	26.25%		No
80	Respondents		

Q58. Please indicate your level of satisfaction with the following: - Your overall visit experience

Count	Percent		
45	76.27%		Very satisfied
11	18.64%		Moderately satisfied
2	3.39%		Neither satisfied nor dissatisfied
1	1.69%		Moderately dissatisfied
0	0.00%		Very dissatisfied
59	Respondents		





Q59. Were you aware of Missouri State's Public Affairs mission during the college search process?

Count	Percent		
34	42.50%		Yes
46	57.50%		No
80	Respondents		

Q60. Was Missouri State's Public Affairs mission a factor in your choice to attend Missouri State?

Count	Percent		
1	2.94%		Absolutely, it was one of the main reasons I chose MSU.
16	47.06%		While not one of the main reasons, it was important to me.
17	50.00%		Not really, I was coming to Missouri State anyway.
34	Respondents		







Q61. How involved were your parent(s)/legal guardian(s) in the college search and selection process?

Count	Percent		
16	20.00%		Very involved, we made the decision together
32	40.00%		Involved, they did research, but I made the final decision
22	27.50%		Slightly involved, they visited schools with me but I did most of the research
10	12.50%		Not involved at all
80	Respondents		




Q62. During high school, did you take one or more online courses (courses taught via the internet) for high school credit?

Count	Percent		
16	20.00%		Yes
64	80.00%		No
80	Respondents		

Q63. During the college selection process, please indicate how helpful it would have been if Missouri State had used the following: - Individualized/customized web pages

Count	Percent		
9	11.25%		Extremely helpful
20	25.00%		Very helpful
29	36.25%		Moderately helpful
8	10.00%		Slightly helpful
0	0.00%		Not at all helpful
14	17.50%		Not applicable
80	Respondents		

Q64. When visiting the Missouri State website, have you been able to find the information that you needed in a timely manner?

Count	Percent		
76	95.00%		Yes
4	5.00%		No
0	0.00%		I have not used the Missouri State website.
80	Respondents		

Q65. How does the Missouri State website compare to the other college websites you visited?

Count	Percent		
15	18.99%		Much better
30	37.97%		Slightly better
32	40.51%		About the same
2	2.53%		Slightly worse
0	0.00%		Much worse
79	Respondents		

Q66. Please indicate your level of agreement with the following statements: - Admissions to the Honors College was an important factor in my decision to attend Missouri State.

Count	Percent		
37	46.84%		Strongly agree
22	27.85%		Moderately agree
15	18.99%		Neither agree nor disagree
2	2.53%		Moderately disagree
2	2.53%		Strongly disagree
1	1.27%		Not applicable
79	Respondents		

Q67. Please indicate your level of agreement with the following statements: - I am satisfied with the information and service I have received from the Honors College office.

Count	Percent		
43	54.43%		Strongly agree
28	35.44%		Moderately agree
5	6.33%		Neither agree nor disagree
1	1.27%		Moderately disagree
1	1.27%		Strongly disagree
1	1.27%		Not applicable
79	Respondents		







Q68. Please indicate your level of agreement with the following statements: - The material provided by the Honors College was informative.

Count	Percent		
48	60.76%		Strongly agree
23	29.11%		Moderately agree
5	6.33%		Neither agree nor disagree
2	2.53%		Moderately disagree
0	0.00%		Strongly disagree
1	1.27%		Not applicable
79	Respondents		







Q69. Please indicate your level of agreement with the following statements: - The Honors College at Missouri State is better than honors programs at other colleges and universities I considered.

Count	Percent		
17	21.52%		Strongly agree
13	16.46%		Moderately agree
32	40.51%		Neither agree nor disagree
2	2.53%		Moderately disagree
0	0.00%		Strongly disagree
15	18.99%		Not applicable
79	Respondents		







Q70. Please indicate the level of importance you place on each of the following benefits of the Honors College: - An enriched environment in the classroom that better fits my needs

Count	Percent		
45	56.96%		Extremely important
23	29.11%		Very important
7	8.86%		Moderately important
1	1.27%		Slightly important
2	2.53%		Not at all important
1	1.27%		Not applicable
79	Respondents		







Q71. Please indicate the level of importance you place on each of the following benefits of the Honors College: - A smaller community of scholars within the larger university

Count	Percent		
45	56.96%		Extremely important
14	17.72%		Very important
13	16.46%		Moderately important
2	2.53%		Slightly important
4	5.06%		Not at all important
1	1.27%		Not applicable
79	Respondents		


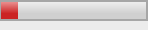




Q72. Please indicate the level of importance you place on each of the following benefits of the Honors College: - Early registration privileges

Count	Percent		
48	60.76%		Extremely important
20	25.32%		Very important
10	12.66%		Moderately important
0	0.00%		Slightly important
1	1.27%		Not at all important
0	0.00%		Not applicable
79	Respondents		


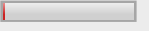



























Q73. Please indicate the level of importance you place on each of the following benefits of the Honors College: - Special library privileges

Count	Percent		
30	37.97%		Extremely important
23	29.11%		Very important
16	20.25%		Moderately important
8	10.13%		Slightly important
2	2.53%		Not at all important
0	0.00%		Not applicable
79	Respondents		


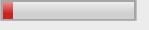














Q74. Please indicate the level of importance you place on each of the following benefits of the Honors College: - The opportunity to live in Honors College residences

Count	Percent		
28	35.44%		Extremely important
9	11.39%		Very important
15	18.99%		Moderately important
7	8.86%		Slightly important
15	18.99%		Not at all important
5	6.33%		Not applicable
79	Respondents		

Q75. Do you have any additional comments regarding the Honors College?

Count	Percent																																										
9	11.39%		Yes (please share)																																								
<table border="1"> <thead> <tr> <th>Count</th> <th>Percent</th> <th></th> <th></th> </tr> </thead> <tbody> <tr> <td>1</td> <td>11.11%</td> <td></td> <td>Having an advisor in the Honors College as well as in my specific major was a great benefit.</td> </tr> <tr> <td>1</td> <td>11.11%</td> <td></td> <td>It would be nice to have more dorm space set aside for honors college students</td> </tr> <tr> <td>1</td> <td>11.11%</td> <td></td> <td>It would have been nice to have more general education classes offered. I attended the second SOAR session and most of the honors courses were already full. I was left with only one honors course for the first semester because the others were either full or conflicted with mandatory courses for my major.</td> </tr> <tr> <td>1</td> <td>11.11%</td> <td></td> <td>Meeting with Scott Handley was a great experience.</td> </tr> <tr> <td>1</td> <td>11.11%</td> <td></td> <td>So excited to live in the best dorm on campus and join the Quidditch team!</td> </tr> <tr> <td>1</td> <td>11.11%</td> <td></td> <td>Some of my answers were not applicable, this is because I was not told that I was able to be in the honors college until I was making my schedule. Because of this I did not know much about it until that day.</td> </tr> <tr> <td>1</td> <td>11.11%</td> <td></td> <td>The Honors College and the advisors within the program have been an extremely helpful resource during my college experience. It is very much like receiving the attention that a private institution would provide while having the other benefits of a large state school. The Honors College has been my favorite part of Missouri State so far!</td> </tr> <tr> <td>1</td> <td>11.11%</td> <td></td> <td>This program was one of the main reasons why I chose to attend Missouri State University. Not very many schools that I looked into had an opportunity like this. Having the ability to be a part of Honors College will set me apart from others. I am hoping that being a member of Honors College I will learn more than I would have been able to in a regular class setting.</td> </tr> <tr> <td>1</td> <td>11.11%</td> <td></td> <td>Very helpful staff</td> </tr> </tbody> </table>				Count	Percent			1	11.11%		Having an advisor in the Honors College as well as in my specific major was a great benefit.	1	11.11%		It would be nice to have more dorm space set aside for honors college students	1	11.11%		It would have been nice to have more general education classes offered. I attended the second SOAR session and most of the honors courses were already full. I was left with only one honors course for the first semester because the others were either full or conflicted with mandatory courses for my major.	1	11.11%		Meeting with Scott Handley was a great experience.	1	11.11%		So excited to live in the best dorm on campus and join the Quidditch team!	1	11.11%		Some of my answers were not applicable, this is because I was not told that I was able to be in the honors college until I was making my schedule. Because of this I did not know much about it until that day.	1	11.11%		The Honors College and the advisors within the program have been an extremely helpful resource during my college experience. It is very much like receiving the attention that a private institution would provide while having the other benefits of a large state school. The Honors College has been my favorite part of Missouri State so far!	1	11.11%		This program was one of the main reasons why I chose to attend Missouri State University. Not very many schools that I looked into had an opportunity like this. Having the ability to be a part of Honors College will set me apart from others. I am hoping that being a member of Honors College I will learn more than I would have been able to in a regular class setting.	1	11.11%		Very helpful staff
Count	Percent																																										
1	11.11%		Having an advisor in the Honors College as well as in my specific major was a great benefit.																																								
1	11.11%		It would be nice to have more dorm space set aside for honors college students																																								
1	11.11%		It would have been nice to have more general education classes offered. I attended the second SOAR session and most of the honors courses were already full. I was left with only one honors course for the first semester because the others were either full or conflicted with mandatory courses for my major.																																								
1	11.11%		Meeting with Scott Handley was a great experience.																																								
1	11.11%		So excited to live in the best dorm on campus and join the Quidditch team!																																								
1	11.11%		Some of my answers were not applicable, this is because I was not told that I was able to be in the honors college until I was making my schedule. Because of this I did not know much about it until that day.																																								
1	11.11%		The Honors College and the advisors within the program have been an extremely helpful resource during my college experience. It is very much like receiving the attention that a private institution would provide while having the other benefits of a large state school. The Honors College has been my favorite part of Missouri State so far!																																								
1	11.11%		This program was one of the main reasons why I chose to attend Missouri State University. Not very many schools that I looked into had an opportunity like this. Having the ability to be a part of Honors College will set me apart from others. I am hoping that being a member of Honors College I will learn more than I would have been able to in a regular class setting.																																								
1	11.11%		Very helpful staff																																								
70	88.61%		No																																								
79	Respondents																																										

Q76. Do you have any comments or suggestions for improvement regarding the Missouri State website and/or features on other college websites you particularly like?

Count	Percent																										
6	7.79%		Yes (please share)																								
<table border="1"> <thead> <tr> <th>Count</th> <th>Percent</th> <th></th> <th></th> </tr> </thead> <tbody> <tr> <td>1</td> <td>16.67%</td> <td></td> <td>Change the whole MyMissouriState thing. Too scattered and unorganized.</td> </tr> <tr> <td>1</td> <td>16.67%</td> <td></td> <td>Could you make it easier to find information about the choral ensembles? And reconciling the information in the class registration system and on the main website about choral ensembles would be nice too.</td> </tr> <tr> <td>1</td> <td>16.67%</td> <td></td> <td>Finding contact information was relatively difficult at times. It seemed that the only way that I could find the information I needed, was to type it in the search box. And even then, the results were sometimes not helpful.</td> </tr> <tr> <td>1</td> <td>16.67%</td> <td></td> <td>I found it hard to navigate around the career centers page. Struggled getting to the listing of student jobs.</td> </tr> <tr> <td>1</td> <td>16.67%</td> <td></td> <td>It is very difficult to find information...to me the website is like a building that has been added</td> </tr> </tbody> </table>				Count	Percent			1	16.67%		Change the whole MyMissouriState thing. Too scattered and unorganized.	1	16.67%		Could you make it easier to find information about the choral ensembles? And reconciling the information in the class registration system and on the main website about choral ensembles would be nice too.	1	16.67%		Finding contact information was relatively difficult at times. It seemed that the only way that I could find the information I needed, was to type it in the search box. And even then, the results were sometimes not helpful.	1	16.67%		I found it hard to navigate around the career centers page. Struggled getting to the listing of student jobs.	1	16.67%		It is very difficult to find information...to me the website is like a building that has been added
Count	Percent																										
1	16.67%		Change the whole MyMissouriState thing. Too scattered and unorganized.																								
1	16.67%		Could you make it easier to find information about the choral ensembles? And reconciling the information in the class registration system and on the main website about choral ensembles would be nice too.																								
1	16.67%		Finding contact information was relatively difficult at times. It seemed that the only way that I could find the information I needed, was to type it in the search box. And even then, the results were sometimes not helpful.																								
1	16.67%		I found it hard to navigate around the career centers page. Struggled getting to the listing of student jobs.																								
1	16.67%		It is very difficult to find information...to me the website is like a building that has been added																								

on to over time with no particular plan for the future, so all the information is scattered around everywhere and it's hard to get where you want to go. Other websites are much more organized and it's easy to find the information you want because it is well categorized and similar information is stored together.

1 16.67%

The residence hall website and the rec center website should be easier to get to from the home page. Students want to see the school they are going to. I also think that each dorm should have pictures of roomstyles that are decorated so that students get a true idea of student life. There is a college, that I visited that even offered payment for students who would allow incoming students to see their room. This provided a much more realistic view of life within the residence halls. I really enjoy the live social feed at the bottom of the homepage as well.

71 92.21% No, I have no suggestions.

77 Respondents

Q77. Do you have any especially positive experiences with Missouri State or with individual people or offices at MSU that you wish to share?

Count Percent

32 41.56% Yes (please share)







Count Percent

- | | | | |
|---|-------|--------------------------|---|
| 1 | 3.13% | <input type="checkbox"/> | All of the staff will bend over backwards to help you with what you need. I met with a staff member before even graduating from high school and she was more than willing to sit down with me and help me plan out my schedule even though I wasn't even a student at Missouri State yet. |
| 1 | 3.13% | <input type="checkbox"/> | Angela Plank and my SOAR advisers were brilliant! Had I not already loved Missouri State, they would have convinced me! In addition, I attended the Missouri Fine Arts Academy! The academy played a huge factor in my life and my choice to attend the college! |
| 1 | 3.13% | <input type="checkbox"/> | Called a few times with various questions, all staff was very helpful and knowledgeable. |
| 1 | 3.13% | <input type="checkbox"/> | During my registration my two advisors helped me a lot. As did Scott Handley of the honors college. |
| 1 | 3.13% | <input type="checkbox"/> | I do not have any specific stories, but when I went to my SOAR session, all of the leaders were so great and very upbeat and encouraging about being there and helping us. |
| 1 | 3.13% | <input type="checkbox"/> | I had auditioned for the BFA Musical Theatre program but didn't make it. The day after I found out I had a campus visit and was to meet with Maggie Marlin to talk about the BFA program. She was running a little late but I got a chance to talk with Dr. Kurt Heinlein and he was very encouraging about the situation and to continue to audition and it helped with my disappointment and frustration. |
| 1 | 3.13% | <input type="checkbox"/> | I had received a 29 on my ACT making me unable to compete for The Presidential Scholarship. I called the admissions office regarding how I could still apply and the man on the other end of the phone after giving me further instruction was very supportive, encouraging, and congratulatory on my accomplishments. It was extremely appreciated in that time. Sorry I do not remember his name. Also, in general, in the orientation and visits the students and faculty were exceptional. Which was very much appreciated and helpful for my family coming from so far. (Cincinnati, OH) It was apparent MSU makes sure that those interacting with incoming student are enthusiastic and knowledgeable. Students: Marlee Mcnutt and Anthony Hendrix Professor: Angela Planx |
| 1 | 3.13% | <input type="checkbox"/> | I have had so many positive experiences within Missouri State, but three people who have made my experience especially positive are Mr. Burns (Office of Admissions), Mr. Meraz (Multicultural Services), and Mr. Handley (Honors College). |
| 1 | 3.13% | <input type="checkbox"/> | I loved soar and how Missouri state is a big school yet they make it feel small |
| 1 | 3.13% | <input type="checkbox"/> | I talked to Dr. Rhonda Ridinger in the Exercise Science dept. and she was SO informative and helpful with all my questions. She cleared up any confusion we had and gave me a very good idea of what my 4 years would be like at MSU. Also all of the tours I had were wonderful and the tour guides did a really good job. Everyone my parents and I talked to was very willing to do whatever they could to help. Other than the website being so difficult to navigate, I love everything! |
| 1 | 3.13% | <input type="checkbox"/> | I thought SOAR was extremely informative. Very pleased. |
| 1 | 3.13% | <input type="checkbox"/> | I visited Missouri State and attended a few Theatre classes. I felt very welcomed and the classes felt just right for what I wanted for my education. The head of the Theatre department and the teachers were wonderful. |
| 1 | 3.13% | <input type="checkbox"/> | It wasn't necessarily "legal," but I got to tour Scholars House when I visited Missouri State prior to my decision. Getting to meet some students who live in Scholars House helped me make my decision. |
| 1 | 3.13% | <input type="checkbox"/> | Michael Casey allowed me to visit over my spring break and arranged for me to stay with a |

			musical theatre student during my visit. I attended a class and got to meet with him personally. It helped me make my decision to attend Missouri State.
1	3.13%	<input type="checkbox"/>	Mr. Scott Handley was extremely helpful with any questions I had from when I very first became interested in Missouri State until the present. He played a very big role in my choosing Missouri State!
1	3.13%	<input type="checkbox"/>	My SOAR leaders were great! Everyone was kind, helpful, and energetic.
1	3.13%	<input type="checkbox"/>	Ray at the computer help section in the bookstore is awesome...he spent time on the phone with us helping us solve a virus problem with our new computer we purchased while at SOAR
1	3.13%	<input type="checkbox"/>	soar leader anthony was very helpful!!
1	3.13%	<input type="checkbox"/>	SOAR leaders were very helpful and knowledgeable
1	3.13%	<input type="checkbox"/>	SOAR students advisors were extremely helpful. even more so than facility members involved with SOAR.
1	3.13%	<input type="checkbox"/>	SOAR was fantastic. Taylor was my SOAR leader during the very first session and he really made me, along with the rest of my group, feel welcome.
1	3.13%	<input type="checkbox"/>	SOAR was very fun and I am looking forward to getting involved at MSU
1	3.13%	<input type="checkbox"/>	The cost of the orientation program was too high. You required that I attend, but yet I had to pay for it. Then if my father wanted to join me, he was going to have to pay.
1	3.13%	<input type="checkbox"/>	The financial office staff has been very patient with me, and responded in a timely manner.
1	3.13%	<input type="checkbox"/>	The honors college faculty and students were very well put together and represented the college well. Their appearance and willingness to help made my decision on going to msu much easier.
1	3.13%	<input type="checkbox"/>	The ladies in the financial office were exceedingly patient, thorough, and helpful when it came to my and my family's extensive number of questions. From them, and most all of the staff we came into contact with in our SOAR date we felt like they genuinely wanted to make sure we had the easiest time possible with those couple of days.
1	3.13%	<input type="checkbox"/>	When I attending my first visit at Missouri State, every single staff member I encountered was friendly, helpful, and positive. Being surrounded by these types of people really impacted my decision. They all made me feel somewhat wanted. Like they truly wanted me here. Also, Missouri State's admissions office sent me a birthday card on my birthday. Receiving that made me feel apart of the Missouri State family and I knew this is where I belonged.
1	3.13%	<input type="checkbox"/>	When I contacted Vonda Yarberry about the computer animation program at Missouri State, she not only responded but gave us a tour when we visited.
1	3.13%	<input type="checkbox"/>	When I met with my SOAR leader Victoria, I got very excited about MSU. As a high school student I was very involved and Victoria, a math major and campus leader, proved to me that my old lifestyle didn't have to end. SOAR was the point in which I realized that I had chosen the perfect school. I mean, why else would all these SOAR leaders be so excited?
1	3.13%	<input type="checkbox"/>	When I needed to change my dorm room assignment, the woman from the LLC office was very helpful and timely in arranging the change.
1	3.13%	<input type="checkbox"/>	Yes my Soar Leader's name was Scott and I found out he was the former student body president and he was a very cool guy to talk to during the Soar experience.
1	3.13%	<input type="checkbox"/>	Your SOAR leaders are fantastic.
45	58.44%	<input checked="" type="checkbox"/>	No
77 Respondents			

Q78. Did you have any particularly frustrating or disappointing experiences with Missouri State prior to enrolling?

Count	Percent		
6	7.79%	<input type="checkbox"/>	Yes (please share)
Count	Percent		
1	16.67%	<input type="checkbox"/>	I brought one of my friends to msu to tour the college on one of the open house days. I was highly disappointed with the quality of the tour, the student panel was shockingly negative about the college and their teachers, and we felt very disconnected with the people we met in general. I felt bad that my friend's first experience at the college went so poorly. The only thing that made the 4 hour trip there and back worth it was the Honors College session. Following the informational meeting, the faculty and student speakers took about 30 min to just speak to my friend, giving her the individualized attention that I had received on my several tours. It was that experience that changed her mind and kept msu in her list of possibilities for college.

1	16.67%		I changed my major for SOAR and I contacted office of admissions about what to do and they said they contacted the SOAR department and changed it, but when I got there, it wasn't changed.
1	16.67%		I made a last minute decision to attend MSU, and I was not accepted until Dec. 1, so I could not have the opportunity to apply for a presidential scholarship.
1	16.67%		I was given the multicultural and dean scholarships, but wasn't told I couldn't have both.
1	16.67%		See question 75
1	16.67%		SOAR - we could have spent more time learning about the actual program then dealing with financial aid, since this was already processed, or housing applications, when they had already made them, they should have allowed more time for the students to select classes and less on the welcome to college aspect...
71	92.21%		No
77 Respondents			