

FA11 Freshmen Survey-Honors

Description: I have taken the results output from last year and made edits (using edit boxes) to indicate where changes need to be made or where we would like to add questions. I will upload this information. Also, as with previous years, we wish to have a drawing for those that complete and submit the evaluation.

Date Created: 8/30/2011 11:12:55 AM

Date Range: 9/5/2011 6:00:00 AM - 9/30/2011 11:59:00 PM

Total Respondents: 83

Q1. What is your major? (If you are undecided or choosing between two or more majors, please choose "Undecided")

Count	Percent		
4	4.82%		Accounting
0	0.00%		Agriculture/Agriculture Communication
0	0.00%		Agricultural Business/Agricultural Marketing and Sales
0	0.00%		Agricultural Business/Enterprise Management
0	0.00%		Agriculture Business/Agriculture Finance and Management
0	0.00%		Agriculture Education
0	0.00%		Animal Science
1	1.20%		Anthropology
2	2.41%		Art and Design
0	0.00%		Art and Design- Education
0	0.00%		Art History
0	0.00%		Art/Ceramics
0	0.00%		Art/Computer Animation
0	0.00%		Art/Digital Arts
0	0.00%		Art/Drawing
0	0.00%		Art/Metals- Jewelry
0	0.00%		Art/Painting
1	1.20%		Art/Photography
0	0.00%		Art/Printmaking
0	0.00%		Art/Sculpture
0	0.00%		Athletic Training
0	0.00%		Biology - Education/Categorical Science
0	0.00%		Biology - Education/Unified Science
0	0.00%		Biology/Ecology, Evolution and Systematics
1	1.20%		Biology/General Biology
0	0.00%		Biology/Microbiology & Biotechnology
0	0.00%		Biology/Organismal Biology
0	0.00%		Biology/Wildlife Biology
3	3.61%		Biology
1	1.20%		Business Education
3	3.61%		Cell and Molecular Biology
0	0.00%		Chemistry- Education/Categorical Science
0	0.00%		Chemistry- Education/Unified Science
1	1.20%		Chemistry/Biochemistry
0	0.00%		Chemistry/Industrial
0	0.00%		Chemistry
1	1.20%		Child and Family Development
0	0.00%		Civil Engineering
1	1.20%		Clinical Laboratory Sciences-Medical Technology
0	0.00%		Clothing, Textiles and Merchandising/Fashion Design and Product Development
1	1.20%		Clothing, Textiles and Merchandising/Fashion Merchandising and Management
0	0.00%		Communication Science and Disorders/Audiology

0	0.00%	<input type="text"/>	Communication Science and Disorders/Education of the Deaf
1	1.20%	<input type="text"/>	Communication/Comm Studies- BA
0	0.00%	<input type="text"/>	Communication/Ethical Leadership
0	0.00%	<input type="text"/>	Communication/Health Comm
0	0.00%	<input type="text"/>	Communication/Intercultural Com and Diversity
0	0.00%	<input type="text"/>	Communication/Intercultural
0	0.00%	<input type="text"/>	Communication/Interpersonal
0	0.00%	<input type="text"/>	Communication/Organizational
0	0.00%	<input type="text"/>	Communication/Rhetoric
0	0.00%	<input type="text"/>	Communication Science and Disorders/Speech Language Path
0	0.00%	<input type="text"/>	Computer Information Systems
0	0.00%	<input type="text"/>	Computer Science
0	0.00%	<input type="text"/>	Construction Management
0	0.00%	<input type="text"/>	Criminology
0	0.00%	<input type="text"/>	Design/Graphic Design and Illustration
2	2.41%	<input type="text"/>	Design/Graphic Design
0	0.00%	<input type="text"/>	Design/Illustration
0	0.00%	<input type="text"/>	Dietetics
0	0.00%	<input type="text"/>	Early Childhood Education
0	0.00%	<input type="text"/>	Earth Science Education/Unified Science
1	1.20%	<input type="text"/>	Economics
0	0.00%	<input type="text"/>	Electrical Engineering
0	0.00%	<input type="text"/>	Electronic Arts/Audio Studies
0	0.00%	<input type="text"/>	Electronic Arts/Comp Animation Studies
0	0.00%	<input type="text"/>	Electronic Arts/Multimedia
0	0.00%	<input type="text"/>	Electronic Arts/Video Studies
5	6.02%	<input type="text"/>	Elementary Education
0	0.00%	<input type="text"/>	Emerging Technologies Management
0	0.00%	<input type="text"/>	English/Creative Writing
0	0.00%	<input type="text"/>	English/Literature
1	1.20%	<input type="text"/>	English- Education
0	0.00%	<input type="text"/>	Entertainment Management
0	0.00%	<input type="text"/>	Entrepreneurship
0	0.00%	<input type="text"/>	Environmental Plant Science/Crop Science
1	1.20%	<input type="text"/>	Environmental Plant Science/Horticulture
0	0.00%	<input type="text"/>	Exercise and Movement Science/Health Studies
0	0.00%	<input type="text"/>	Facility Management
0	0.00%	<input type="text"/>	Family and Consumer Sciences - Education
0	0.00%	<input type="text"/>	Finance
0	0.00%	<input type="text"/>	Finance/Financial Planning
0	0.00%	<input type="text"/>	Finance/Real Estate
1	1.20%	<input type="text"/>	French
0	0.00%	<input type="text"/>	French- Education
0	0.00%	<input type="text"/>	General Business
		<input type="text"/>	

1	1.20%	<input type="text"/>	Geography/Environmental-Natural Resources
0	0.00%	<input type="text"/>	Geography/Geotourism
0	0.00%	<input type="text"/>	Geography/Travel Geography
0	0.00%	<input type="text"/>	Geography
1	1.20%	<input type="text"/>	Geology
0	0.00%	<input type="text"/>	Geospatial Sciences
0	0.00%	<input type="text"/>	German
0	0.00%	<input type="text"/>	German- Education
0	0.00%	<input type="text"/>	Gerontology
1	1.20%	<input type="text"/>	Global Studies
0	0.00%	<input type="text"/>	History
0	0.00%	<input type="text"/>	History - Education
0	0.00%	<input type="text"/>	Hospitality and Restaurant Administration/Club Management
0	0.00%	<input type="text"/>	Hospitality and Restaurant Administration/Food and Beverage
0	0.00%	<input type="text"/>	Hospitality and Restaurant Administration/General Options
0	0.00%	<input type="text"/>	Hospitality and Restaurant Administration/Lodging
0	0.00%	<input type="text"/>	Hospitality and Restaurant Administration/Senior Living Management
0	0.00%	<input type="text"/>	Information Technology Service Management
1	1.20%	<input type="text"/>	Interior Design
0	0.00%	<input type="text"/>	Journalism/Broadcast Journalism
1	1.20%	<input type="text"/>	Journalism/Print Journalism
0	0.00%	<input type="text"/>	Logistics and Supply Chain Management
1	1.20%	<input type="text"/>	Management/Administrative Management
0	0.00%	<input type="text"/>	Management/Human Resources Management
0	0.00%	<input type="text"/>	Management/International Business Administration
0	0.00%	<input type="text"/>	Management/Operations Management
1	1.20%	<input type="text"/>	Marketing/Advertising and Promotion
1	1.20%	<input type="text"/>	Marketing/Marketing Management
0	0.00%	<input type="text"/>	Marketing/Marketing Research
1	1.20%	<input type="text"/>	Marketing/Sales/Sales Management
0	0.00%	<input type="text"/>	Mass Media/Digital Film Production
0	0.00%	<input type="text"/>	Mass Media/Film Studies
0	0.00%	<input type="text"/>	Mass Media/Media Operations
0	0.00%	<input type="text"/>	Mass Media/Media Production
0	0.00%	<input type="text"/>	Mass Media/Media Studies
1	1.20%	<input type="text"/>	Mathematics/Actuarial Mathematics
1	1.20%	<input type="text"/>	Mathematics/Applied Mathematics
0	0.00%	<input type="text"/>	Mathematics/Statistics
0	0.00%	<input type="text"/>	Mathematics
0	0.00%	<input type="text"/>	Mathematics- Education
2	2.41%	<input type="text"/>	Middle School Education
1	1.20%	<input type="text"/>	Music/Composition
0	0.00%	<input type="text"/>	Music/Instrumental Performance
2	2.41%	<input type="text"/>	Music/Instrumental
		<input type="text"/>	

0	0.00%		Music/Jazz Performance
0	0.00%		Music/Keyboard Performance
0	0.00%		Music/Vocal Choral
0	0.00%		Music/Vocal Performance
0	0.00%		Musical Theatre
0	0.00%		Music
1	1.20%		Natural Resources
4	4.82%		Nursing
0	0.00%		Philosophy
0	0.00%		Physical Education
0	0.00%		Physics- Education
1	1.20%		Physics
0	0.00%		Planning/Community Regional Planning
0	0.00%		Planning/Tourism Planning and Development
2	2.41%		Political Science
0	0.00%		Pre-Chiropractic
0	0.00%		Pre-Dental Hygiene
0	0.00%		Pre-Dentistry
1	1.20%		Pre-Engineering
0	0.00%		Pre-Health Profession
0	0.00%		Pre-Law
0	0.00%		Pre-Medicine
0	0.00%		Pre-Occupational Therapy
0	0.00%		Pre-Optometry
0	0.00%		Pre-Pharmacy
0	0.00%		Pre-Physical Therapy
1	1.20%		Pre-Physician Assistant
1	1.20%		Pre-Veterinary Medicine
3	3.61%		Professional Writing
2	2.41%		Psychology
0	0.00%		Public Administration
0	0.00%		Public Relations
0	0.00%		Radiography/Education
0	0.00%		Radiography/Management
0	0.00%		Radiography/Science
0	0.00%		Recreation, Sport and Park Administration
0	0.00%		Religious Studies
0	0.00%		Respiratory Therapy/Education
0	0.00%		Respiratory Therapy/Management
0	0.00%		Respiratory Therapy/Science
0	0.00%		Risk Management and Insurance
1	1.20%		Social Work
0	0.00%		Sociology
0	0.00%		Socio-Political Communication

0	0.00%		Spanish
0	0.00%		Spanish- Education
1	1.20%		Special Education/Cross Categorical
0	0.00%		Speech and Theatre Education/Communication
1	1.20%		Speech and Theatre Education/Theatre
0	0.00%		Technology Education
0	0.00%		Technology Management
3	3.61%		Theatre Studies
1	1.20%		Theatre/Acting
0	0.00%		Theatre/Dance
0	0.00%		Theatre/Design/Technology/Stage Mgt
0	0.00%		Wildlife Conservation and Management
12	14.46%		Undecided
83 Respondents			

Q2. What is your gender?

Count	Percent		
66	79.52%		Female
17	20.48%		Male
83 Respondents			

Q3. Where are you from?

Count	Percent		
31	37.35%		Southwest Missouri
15	18.07%		Kansas City/northwest Missouri area
16	19.28%		St. Louis area
7	8.43%		Southeast Missouri area
7	8.43%		Central/northeast Missouri area
7	8.43%		Another state/country (please specify)

Count	Percent		
1	14.29%		Arkansas
2	28.57%		Illinois
1	14.29%		kansas
1	14.29%		Lansing Mi
1	14.29%		Omaha, Nebrasksa
1	14.29%		Southwest Tennessee

83 Respondents

Q4. What is your race/ethnicity? (Check all that apply)

Count	Percent		
0	0.00%		American Indian/Alaskan Native
0	0.00%		Asian
1	1.20%		Black/African American
0	0.00%		Hispanic/Latino
0	0.00%		Native Hawaiian/Pacific Islander

81	97.59%	White/Caucasian
1	1.20%	Other (please specify)
	Count	Percent
	1	100.00%
		Persian
83	Respondents	

Q5. When did you decide that you would attend Missouri State University?			
Count	Percent		
2	2.41%		I have wanted to go to Missouri State for as long as I can remember.
24	28.92%		Before my senior year in high school
56	67.47%		During my senior year in high school
1	1.20%		After I graduated from high school
83	Respondents		

Q6. Please briefly summarize the main reason(s) you chose to attend Missouri State:			
Count	Percent		
83	100.00%		
Count	Percent		
1	1.20%		After touring the campus with my sister during my Sophomore year, I fell in love with Missouri State. Then, the summer after my Junior year, I attended the Missouri Fine Arts Academy here at MSU and it only concreted my decision more.
1	1.20%		Band Program
1	1.20%		Beautiful and safe campus, good degree program, and very modernized.
1	1.20%		Campus, heard great things from everyone I know that went here prior
1	1.20%		Can live at home. Got a scholarship.
1	1.20%		cheap and close to home
1	1.20%		cheaper tuition, better scholarships, better fit for me
1	1.20%		close to home but still far enough away and it seemed to be the most affordable
1	1.20%		Close to home, cheap, easy transfer to Rolla.
1	1.20%		Close to home, enough scholarship money to attend.
1	1.20%		Colorguard, everyone is friendly, small campus but lots of people, beautiful campus
1	1.20%		Debate program, close to home, wide variety of majors.
1	1.20%		Friends and distance from home
1	1.20%		good sized campus, big but not too big, was affordable, and had everything lese i might need or want
1	1.20%		Great scholarship, impressive campus and faculty, loved my visit!
1	1.20%		Had my major I liked it when I visited, and people were helpful and responsive They cost the least because I got a scholarship
1	1.20%		I am from Springfield and got a good scholarship to MSU. I also got one to Drury, but Missouri State is bigger and I just like it better (:
1	1.20%		I attended Missouri Fine Arts Academy and loved it, so I knew that Missouri State was a supporter of the arts. Also, I was offered a Presidential Scholarship.
1	1.20%		I attended the Missouri Fine Arts Academy in the summer of 2010. While there, not only did I learn an immense amount about who I was and what I wanted to be, but I also learned that Missouri State University offered an excellent program in Acting that would facilitate exactly what I wanted out of my career. It was a much more affordable option than high-end, competitive conservatories, yet it didn't sacrifice the quality of education for the cost.
1	1.20%		I became a Presidential Scholar
1	1.20%		I chose Missouri State because of it's excellent education programs and it's reasonable cost.

1	1.20%	<input type="text"/>	I chose to attend Missouri State because it has a good Art and Design program and I wanted a department that knew what they were doing and had professors that were well-educated and experienced in this area. It is also not too far away from where I live, so it is very convenient.
1	1.20%	<input type="text"/>	I chose to attend Missouri State because it was the cheapest school I could afford.
1	1.20%	<input type="text"/>	I chose to attend Missouri State because it would enable me to live at home and I knew I would qualify for the Board of Governors Scholarship.
1	1.20%	<input type="text"/>	I chose to attend MSU because my father and mother both went here. I've grown up around Bears fans and, once I took a tour and found the major I wanted, I was set. I love this school!
1	1.20%	<input type="text"/>	I committed to the Missouri State Field Hockey team
1	1.20%	<input type="text"/>	I decided to attend because of the scholarship opportunities.
1	1.20%	<input type="text"/>	I fell in love with the campus and atmosphere that Missouri State has. Missouri State also offers a good program for pre law/political science and it is a place that I think I can succeed in while feeling challenged in the classroom.
1	1.20%	<input type="text"/>	I got a scholarship and everyone was really nice when I visited :) The atmosphere was great.
1	1.20%	<input type="text"/>	I got a sizable scholarship. It is a good distance from home. I love campus and the surrounding area.
1	1.20%	<input type="text"/>	I had a scholarship that paid full ride, i could stay at home and not have to take out loans, and I knew the campus and programs (the website had lots of information about what I needed to do and what the school offered.
1	1.20%	<input type="text"/>	I had it narrowed down between MSU and Truman. Overall, I felt more comfortable in Springfield. I liked the area and didn't feel intimidated.
1	1.20%	<input type="text"/>	I knew that it had a competitive business college and a great interior design program. I also knew that getting financial aid would be easier than at a college far away. Missouri State is also the perfect distance from home. I can still get there within an hour, but it is far enough away that I can still be independent.
1	1.20%	<input type="text"/>	I liked the amount of scholarship money they offered me for my ACT score, and I also liked the benefits such as free laundry, the BearLine, etc.
1	1.20%	<input type="text"/>	I liked the campus and the art department seemed to be challenging for me.
1	1.20%	<input type="text"/>	i liked the campus and the programs, and it didn't seem as traditionally invasive as MU. Also, it was one of the most affordable that I was interested in. Otherwise I'd have to go to a community college
1	1.20%	<input type="text"/>	I love the atmosphere on the campus. I was a 4-H'er growing up so the Public Affairs mission was very attractive to me. I feel very at home here, and the great dorms help with that. MSU also provides scholarships that made this school very reasonably price.
1	1.20%	<input type="text"/>	I love the Springfield area. It has always been appealing to me. I loved how involved MSU is when it comes to the surrounding area. There are so many ways to get in touch and help others.
1	1.20%	<input type="text"/>	I received some scholarships and it was close to home.
1	1.20%	<input type="text"/>	I received the Board of Governor's Scholarship, I could take pre-pharmacy courses equivalent with UMKC's curriculum, and I could stay here in Springfield, where I am from.
1	1.20%	<input type="text"/>	I was advised that MSU has the best Psychology program in our state, and it was the the least expensive university I considered.
1	1.20%	<input type="text"/>	It is close to home and it is a great University. I also knew people who were very happy to have gone here.
1	1.20%	<input type="text"/>	It is the perfect distance from home and in a good city.
1	1.20%	<input type="text"/>	It was a good school with a reputable program. I enjoyed the campus and Springfield seemed like a good city. I was just far enough away from home and they offered me a nice scholarship.
1	1.20%	<input type="text"/>	it was close to home and cheaper than drury.
1	1.20%	<input type="text"/>	It was closer,cheaper and has an Anthropology Program.
1	1.20%	<input type="text"/>	It was located close to my hometown and I recieved a great scholarship from the school.
1	1.20%	<input type="text"/>	It was not as expensive as other schools
1	1.20%	<input type="text"/>	It wasn't too far from home, had a nice campus and wasn't in a big city, but not a small town.
1	1.20%	<input type="text"/>	It's close to home and had a fashion department. Plus the cheer team helped me want to go

here.

1	1.20%	<input type="text"/>	It's close, in a nice area, and I like the Public Affairs mission.
1	1.20%	<input type="text"/>	Large campus with small classes
1	1.20%	<input type="text"/>	location
1	1.20%	<input type="text"/>	Location Cost Agriculture/pre-vet program
1	1.20%	<input type="text"/>	Location. Missouri State was in-state, so I wouldn't have to pay out of state for tuition, but it was far enough away from home for me to be on my own and start new. Missouri State had my desired major available, other schools I looked at did not have Graphic Design as an option for a major. I know a few other people that go/went here and they all had good things to say about campus as well as the Springfield area.
1	1.20%	<input type="text"/>	Missouri State has a wonderful theatre, dance, and music program which is what I wanted to go to college for. Everything about this school felt right the first time I visited campus: the people, the professors, the campus, the programs, and just the general college. I feel as though this is the best fit for me, and I couldn't imagine going anywhere else.
1	1.20%	<input type="text"/>	Missouri State has the degree program I want to study, is close to my parents, and affordable (in comparison).
1	1.20%	<input type="text"/>	Mr. Hoover was amazing when I visited. It was a great surprise that the director of bands would take time out of his day to meet with a single prospective student. He sold me on MSU.
1	1.20%	<input type="text"/>	MSU had the degree program I wanted and the best scholarships available.
1	1.20%	<input type="text"/>	MSU has a great accounting program and it is rated one of the top accounting schools in the state.
1	1.20%	<input type="text"/>	My best friend wanted to go here.
1	1.20%	<input type="text"/>	My older sister attends here. The school was founded as a school for education. I love the campus. It's the perfect distance from home--not too close, but not too far.
1	1.20%	<input type="text"/>	My parents came here, and I think it's a great school. I love being on the campus.
1	1.20%	<input type="text"/>	scholarships, nice campus, friendly people.
1	1.20%	<input type="text"/>	Size, Scholarships, Midwest Student Exchange, get out of state
1	1.20%	<input type="text"/>	Someone told me that I should look into Missouri State, so I took a visit and liked the campus and the majors that Missouri State offers.
1	1.20%	<input type="text"/>	Springfield is a nice area and you can walk the entire campus.
1	1.20%	<input type="text"/>	Superior financial aid, a greater variety of majors, the public affairs mission, and the Honors College.
1	1.20%	<input type="text"/>	The main thing that drew me to Missouri State was the scholarships I was offered. Once I came to visit the campus, I realized that MSU had many other qualities that I was looking for. In particular, I found the campus to be very nice and modern, there is an extensive choice of majors, and MSU is not far from my hometown--Joplin.
1	1.20%	<input type="text"/>	The Design program seemed like it would be helpful in furthering my talents for a career in Graphic Design. The campus really appealed to me because of how concentrated all of the class buildings are. The community appeared tight knit and involved. Oh, and I got a scholarship.
1	1.20%	<input type="text"/>	The first visit I had an amazing "vibe" from everyone that I talked to. I loved the campus. My cousin talked it up because she is a Sophomore here. Not too small yet not too big. Good town & good distance from home.
1	1.20%	<input type="text"/>	The major I was interested in was offered here and it was closer to my hometown than my other top choice.
1	1.20%	<input type="text"/>	the mathematics department has a reputation of excellence
1	1.20%	<input type="text"/>	The size of the student body and campus
1	1.20%	<input type="text"/>	The theatre education program is really strong here and I was offered good scholarships.
1	1.20%	<input type="text"/>	The tuition costs were reasonable, and they have a growing ag program I was highly interested in. It was also the perfect distance from home as well as a complete change from the very small high school I attended.
1	1.20%	<input type="text"/>	There were only two universities in Missouri that had the program I wanted and MSU was one of them. It is also reasonably priced
1	1.20%	<input type="text"/>	They have an excellent music program that was demonstrated by the abilities of my High School band director.

1	1.20%	<input type="checkbox"/>	They offered a lot of scholarships and within a reasonable distance from my house.
1	1.20%	<input type="checkbox"/>	They originally offered good scholarships then in turn took them away.
1	1.20%	<input type="checkbox"/>	they waved out of state they gave me more academic scholarship I wanted to go somewhere other than where my friends were going
1	1.20%	<input type="checkbox"/>	When visiting MSU, I always felt at home but still like I was out on my own. That is why I chose to go to MSU.
1	1.20%	<input type="checkbox"/>	With scholarships and my father's staff credits, it's free. I'd rather rack of debts paying for graduate school than for my backelor's degree.



















83 Respondents

Q7. Which other college would you have been the most likely to attend had you not chosen Missouri State? (Please indicate only your first alternate choice, even though you may have been considering two or more other institutions)






Count	Percent		
0	0.00%	<input type="checkbox"/>	Avila University
0	0.00%	<input type="checkbox"/>	Central Methodist University
1	1.20%	<input type="checkbox"/>	College of the Ozarks
0	0.00%	<input type="checkbox"/>	Columbia College
0	0.00%	<input type="checkbox"/>	Crowder College
6	7.23%	<input type="checkbox"/>	Drury University
2	2.41%	<input type="checkbox"/>	East Central College
0	0.00%	<input type="checkbox"/>	Fontbonne University
0	0.00%	<input type="checkbox"/>	Hannibal-LaGrange College
0	0.00%	<input type="checkbox"/>	Harris-Stowe State University
0	0.00%	<input type="checkbox"/>	Jefferson College
0	0.00%	<input type="checkbox"/>	Lindenwood University
0	0.00%	<input type="checkbox"/>	Lincoln University
0	0.00%	<input type="checkbox"/>	Linn State Technical College
0	0.00%	<input type="checkbox"/>	Maryville University
0	0.00%	<input type="checkbox"/>	Metropolitan Community Colleges
0	0.00%	<input type="checkbox"/>	Mineral Area College
0	0.00%	<input type="checkbox"/>	Missouri Baptist University
3	3.61%	<input type="checkbox"/>	Missouri Southern State University
0	0.00%	<input type="checkbox"/>	Missouri State University-West Plains
1	1.20%	<input type="checkbox"/>	Missouri University of Science & Technology
0	0.00%	<input type="checkbox"/>	Missouri Valley College
2	2.41%	<input type="checkbox"/>	Missouri Western State University
0	0.00%	<input type="checkbox"/>	Moberly Area College
0	0.00%	<input type="checkbox"/>	North Central Missouri College
1	1.20%	<input type="checkbox"/>	Northwest Missouri State University
2	2.41%	<input type="checkbox"/>	Ozarks Technical Community College
0	0.00%	<input type="checkbox"/>	Park University
0	0.00%	<input type="checkbox"/>	Rockhurst University
0	0.00%	<input type="checkbox"/>	Saint Charles County Community College
0	0.00%	<input type="checkbox"/>	Saint Louis Community Colleges
2	2.41%	<input type="checkbox"/>	Saint Louis University
2	2.41%	<input type="checkbox"/>	Southeast Missouri State University
3	3.61%	<input type="checkbox"/>	Southwest Baptist University
0	0.00%	<input type="checkbox"/>	State Fair Community College
0	0.00%	<input type="checkbox"/>	Three Rivers Community College
6	7.23%	<input type="checkbox"/>	Truman State University
6	7.23%	<input type="checkbox"/>	University of Central Missouri
18	21.69%	<input type="checkbox"/>	University of Missouri-Columbia
2	2.41%	<input type="checkbox"/>	University of Missouri-Kansas City
0	0.00%	<input type="checkbox"/>	University of Missouri-St. Louis
1	1.20%	<input type="checkbox"/>	Washington University

0	0.00%		Webster University
0	0.00%		Westminster College
2	2.41%		William Jewell College
1	1.20%		William Woods University
17	20.48%		Alternate choice not listed
5	6.02%		I did not apply to any other colleges.
83 Respondents			






Q8. If your first alternate choice was not listed, please specify the college here:

Count	Percent		
17	100.00%		
Count	Percent		
1	5.88%		Art Institute of Chicago
1	5.88%		Butler University
1	5.88%		Embry-Riddle Daytona Beach
1	5.88%		Kansas City Art Institute
1	5.88%		Kansas University
1	5.88%		Mckendree University
1	5.88%		North Central College
1	5.88%		Pittsburg State University
1	5.88%		Purdue University
1	5.88%		University of Arkansas
1	5.88%		University of Arkansas-Little Rock
1	5.88%		University of central florida
1	5.88%		University of Kentucky
1	5.88%		University of Kentucky-Lexington
1	5.88%		University of Nebraska - Lincoln
1	5.88%		University of Northern Iowa
1	5.88%		Yale University School of Drama
17 Respondents			


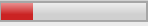



Q9. Please indicate how important the following issues were in choosing which college to attend: - Quality of the major in which you are interested

Count	Percent		
40	51.95%		Extremely important
32	41.56%		Very important
4	5.19%		Moderately important
0	0.00%		Slightly important
1	1.30%		Not at all important
77 Respondents			






Q10. Please indicate how important the following issues were in choosing which college to attend: - Cost (tuition and fees)

Count	Percent		
51	66.23%		Extremely important
20	25.97%		Very important
5	6.49%		Moderately important
1	1.30%		Slightly important
0	0.00%		Not at all important
77	Respondents		






Q11. Please indicate how important the following issues were in choosing which college to attend: - Amount of financial aid and/or scholarships you received

Count	Percent		
57	74.03%		Extremely important
17	22.08%		Very important
2	2.60%		Moderately important
1	1.30%		Slightly important
0	0.00%		Not at all important
77	Respondents		


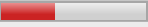



Q12. Please indicate how important the following issues were in choosing which college to attend: - Overall academic reputation

Count	Percent		
18	23.38%		Extremely important
45	58.44%		Very important
12	15.58%		Moderately important
2	2.60%		Slightly important
0	0.00%		Not at all important
77	Respondents		






Q13. Please indicate how important the following issues were in choosing which college to attend: - Size and appearance of campus

Count	Percent		
10	12.99%		Extremely important
34	44.16%		Very important
27	35.06%		Moderately important
6	7.79%		Slightly important
0	0.00%		Not at all important
77	Respondents		

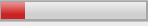




Q14. Please indicate how important the following issues were in choosing which college to attend: - City in which the college is located

Count	Percent		
12	15.58%		Extremely important
29	37.66%		Very important
25	32.47%		Moderately important
11	14.29%		Slightly important
0	0.00%		Not at all important
77	Respondents		






Q15. Please indicate how important the following issues were in choosing which college to attend: - Safety of the campus

Count	Percent		
23	29.87%		Extremely important
35	45.45%		Very important
12	15.58%		Moderately important
5	6.49%		Slightly important
2	2.60%		Not at all important
77	Respondents		






Q16. Please indicate how important the following issues were in choosing which college to attend: - Quality of social life on campus

Count	Percent		
13	16.88%		Extremely important
27	35.06%		Very important
24	31.17%		Moderately important
9	11.69%		Slightly important
4	5.19%		Not at all important
77	Respondents		





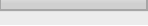
Q17. Please indicate how important the following issues were in choosing which college to attend: - Quality of residence halls

Count	Percent		
18	23.38%		Extremely important
30	38.96%		Very important
14	18.18%		Moderately important
10	12.99%		Slightly important
5	6.49%		Not at all important
77	Respondents		






Q18. Please indicate how important the following issues were in choosing which college to attend: - Availability of technology on campus

Count	Percent		
22	28.57%		Extremely important
20	25.97%		Very important
26	33.77%		Moderately important
9	11.69%		Slightly important
0	0.00%		Not at all important
77	Respondents		

Q19. Please indicate how important the following issues were in choosing which college to attend: - Success of graduates getting jobs

Count	Percent		
38	49.35%		Extremely important
23	29.87%		Very important
10	12.99%		Moderately important
6	7.79%		Slightly important
0	0.00%		Not at all important
77	Respondents		







Q20. Please indicate how important the following issues were in choosing which college to attend: - Quality of recruitment materials

Count	Percent		
12	15.58%		Extremely important
16	20.78%		Very important
32	41.56%		Moderately important
11	14.29%		Slightly important
6	7.79%		Not at all important
77	Respondents		


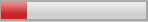




Q21. In regards to the following issues, please indicate how Missouri State compares to the institution you indicated as your first alternate choice: - Quality of the major in which you are interested

Count	Percent		
24	31.17%		Much better at Missouri State
14	18.18%		Slightly better at Missouri State
22	28.57%		About the same at both colleges
8	10.39%		Slightly worse at Missouri State
5	6.49%		Much worse at Missouri State
4	5.19%		Not applicable/Cannot be compared
77	Respondents		

Q22. In regards to the following issues, please indicate how Missouri State compares to the institution you indicated as your first alternate choice: - Cost (tuition and fees)

Count	Percent		
34	44.16%		Much better at Missouri State
16	20.78%		Slightly better at Missouri State
11	14.29%		About the same at both colleges
9	11.69%		Slightly worse at Missouri State
6	7.79%		Much worse at Missouri State
1	1.30%		Not applicable/Cannot be compared
77	Respondents		

Q23. In regards to the following issues, please indicate how Missouri State compares to the institution you indicated as your first alternate choice: - Amount of financial aid and/or scholarships you received

Count	Percent		
35	45.45%		Much better at Missouri State
14	18.18%		Slightly better at Missouri State
12	15.58%		About the same at both colleges
10	12.99%		Slightly worse at Missouri State
5	6.49%		Much worse at Missouri State
1	1.30%		Not applicable/Cannot be compared
77	Respondents		


Q24. In regards to the following issues, please indicate how Missouri State compares to the institution you indicated as your first alternate choice: - Overall academic reputation

Count	Percent		
9	11.69%		Much better at Missouri State
15	19.48%		Slightly better at Missouri State
27	35.06%		About the same at both colleges
18	23.38%		Slightly worse at Missouri State
6	7.79%		Much worse at Missouri State
2	2.60%		Not applicable/Cannot be compared
77	Respondents		







Q25. In regards to the following issues, please indicate how Missouri State compares to the institution you indicated as your first alternate choice: - Size and appearance of campus

Count	Percent		
21	27.27%		Much better at Missouri State
18	23.38%		Slightly better at Missouri State
14	18.18%		About the same at both colleges
18	23.38%		Slightly worse at Missouri State
3	3.90%		Much worse at Missouri State
3	3.90%		Not applicable/Cannot be compared
77	Respondents		

Q26. In regards to the following issues, please indicate how Missouri State compares to the institution you indicated as your first alternate choice: - City in which the college is located

Count	Percent		
23	29.87%		Much better at Missouri State
9	11.69%		Slightly better at Missouri State
23	29.87%		About the same at both colleges
19	24.68%		Slightly worse at Missouri State
1	1.30%		Much worse at Missouri State
2	2.60%		Not applicable/Cannot be compared
77	Respondents		

Q27. In regards to the following issues, please indicate how Missouri State compares to the institution you indicated as your first alternate choice: - Safety of the campus

Count	Percent		
8	10.39%		Much better at Missouri State
12	15.58%		Slightly better at Missouri State
43	55.84%		About the same at both colleges
5	6.49%		Slightly worse at Missouri State
1	1.30%		Much worse at Missouri State
8	10.39%		Not applicable/Cannot be compared
77	Respondents		







Q28. In regards to the following issues, please indicate how Missouri State compares to the institution you indicated as your first alternate choice: - Quality of social life on campus

Count	Percent		
9	11.69%		Much better at Missouri State
18	23.38%		Slightly better at Missouri State
43	55.84%		About the same at both colleges
3	3.90%		Slightly worse at Missouri State
0	0.00%		Much worse at Missouri State
4	5.19%		Not applicable/Cannot be compared
77	Respondents		







Q29. In regards to the following issues, please indicate how Missouri State compares to the institution you indicated as your first alternate choice: - Quality of residence halls

Count	Percent		
15	19.48%		Much better at Missouri State
18	23.38%		Slightly better at Missouri State
27	35.06%		About the same at both colleges
6	7.79%		Slightly worse at Missouri State
1	1.30%		Much worse at Missouri State
10	12.99%		Not applicable/Cannot be compared
77	Respondents		

Q30. In regards to the following issues, please indicate how Missouri State compares to the institution you indicated as your first alternate choice: - Availability of technology on campus

Count	Percent		
10	12.99%		Much better at Missouri State
7	9.09%		Slightly better at Missouri State
41	53.25%		About the same at both colleges
5	6.49%		Slightly worse at Missouri State
5	6.49%		Much worse at Missouri State
9	11.69%		Not applicable/Cannot be compared
77	Respondents		







Q31. In regards to the following issues, please indicate how Missouri State compares to the institution you indicated as your first alternate choice: - Success of graduates getting jobs

Count	Percent		
6	7.79%		Much better at Missouri State
8	10.39%		Slightly better at Missouri State
41	53.25%		About the same at both colleges
7	9.09%		Slightly worse at Missouri State
3	3.90%		Much worse at Missouri State
12	15.58%		Not applicable/Cannot be compared
77	Respondents		







Q32. In regards to the following issues, please indicate how Missouri State compares to the institution you indicated as your first alternate choice: - Quality of recruitment materials

Count	Percent		
12	15.58%		Much better at Missouri State
8	10.39%		Slightly better at Missouri State
39	50.65%		About the same at both colleges
6	7.79%		Slightly worse at Missouri State
4	5.19%		Much worse at Missouri State
8	10.39%		Not applicable/Cannot be compared
77	Respondents		







Q33. Please indicate how important the following sources of information were in the college selection process: - Admissions Guide (viewbook)

Count	Percent		
24	30.00%		Extremely important
16	20.00%		Very important
21	26.25%		Moderately important
10	12.50%		Slightly important
0	0.00%		Not at all important
9	11.25%		Not applicable/Did not use
80	Respondents		

Q34. Please indicate how important the following sources of information were in the college selection process: - Scholarship and Financial Aid for Entering Freshmen and Transfer Students brochure

Count	Percent		
49	61.25%		Extremely important
23	28.75%		Very important
5	6.25%		Moderately important
2	2.50%		Slightly important
0	0.00%		Not at all important
1	1.25%		Not applicable/Did not use
80	Respondents		

Q35. Please indicate how important the following sources of information were in the college selection process: - The Missouri State website

Count	Percent		
36	45.00%		Extremely important
22	27.50%		Very important
17	21.25%		Moderately important
4	5.00%		Slightly important
1	1.25%		Not at all important
0	0.00%		Not applicable/Did not use
80	Respondents		

Q36. Please indicate how important the following sources of information were in the college selection process: - A brochure or information sheet on the academic programs in which you were interested

Count	Percent		
17	21.25%		Extremely important
29	36.25%		Very important
27	33.75%		Moderately important
3	3.75%		Slightly important
0	0.00%		Not at all important
4	5.00%		Not applicable/Did not use
80	Respondents		

Q37. Please indicate how important the following sources of information were in the college selection process: - A visit to the Missouri State campus you arranged through the Office of Admissions

Count	Percent		
40	50.00%		Extremely important
18	22.50%		Very important
5	6.25%		Moderately important
5	6.25%		Slightly important
0	0.00%		Not at all important
12	15.00%		Not applicable/Did not use
80	Respondents		

Q38. Please indicate how important the following sources of information were in the college selection process: - Information you received from your high school counselor or teacher

Count	Percent		
12	15.00%		Extremely important
8	10.00%		Very important
16	20.00%		Moderately important
14	17.50%		Slightly important
13	16.25%		Not at all important
17	21.25%		Not applicable/Did not use
80	Respondents		

Q39. Please indicate how important the following sources of information were in the college selection process: - A telephone call from a Missouri State student

Count	Percent		
5	6.25%		Extremely important
0	0.00%		Very important
14	17.50%		Moderately important
3	3.75%		Slightly important
16	20.00%		Not at all important
42	52.50%		Not applicable/Did not use
80	Respondents		

Q40. Please indicate how important the following sources of information were in the college selection process: - A visit with a Missouri State representative in your high school or at a college fair

Count	Percent		
6	7.50%		Extremely important
5	6.25%		Very important
12	15.00%		Moderately important
4	5.00%		Slightly important
11	13.75%		Not at all important
42	52.50%		Not applicable/Did not use
80	Respondents		

Q41. Please indicate how important the following sources of information were in the college selection process: - A conversation or correspondence (written or e-mail) with a Missouri State faculty member

Count	Percent		
11	13.75%		Extremely important
10	12.50%		Very important
8	10.00%		Moderately important
11	13.75%		Slightly important
5	6.25%		Not at all important
35	43.75%		Not applicable/Did not use
80	Respondents		

Q42. Please indicate how effective the following pieces of technology are for communicating with prospective students: - Missouri State's online Admissions Guide (viewbook)

Count	Percent		
16	20.00%		Extremely effective
21	26.25%		Very effective
18	22.50%		Moderately effective
11	13.75%		Slightly effective
0	0.00%		Not at all effective
14	17.50%		Not applicable/did not utilize
80	Respondents		

Q43. Please indicate how effective the following pieces of technology are for communicating with prospective students: - Missouri State Facebook page

Count	Percent		
10	12.50%		Extremely effective
9	11.25%		Very effective
16	20.00%		Moderately effective
15	18.75%		Slightly effective
3	3.75%		Not at all effective
27	33.75%		Not applicable/did not utilize
80	Respondents		

Q44. Please indicate how effective the following pieces of technology are for communicating with prospective students: - Missouri State Facebook application (FB community for prospective students)

Count	Percent		
8	10.00%		Extremely effective
6	7.50%		Very effective
14	17.50%		Moderately effective
13	16.25%		Slightly effective
4	5.00%		Not at all effective
35	43.75%		Not applicable/did not utilize
80	Respondents		

Q45. Please indicate how effective the following pieces of technology are for communicating with prospective students: - Missouri State iTunes U site

Count	Percent		
4	5.00%		Extremely effective
3	3.75%		Very effective
6	7.50%		Moderately effective
8	10.00%		Slightly effective
4	5.00%		Not at all effective
55	68.75%		Not applicable/did not utilize
80	Respondents		







Q46. Please indicate how effective the following pieces of technology are for communicating with prospective students: - Missouri State Twitter account

Count	Percent		
6	7.50%		Extremely effective
1	1.25%		Very effective
7	8.75%		Moderately effective
7	8.75%		Slightly effective
6	7.50%		Not at all effective
53	66.25%		Not applicable/did not utilize
80	Respondents		

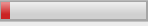





Q47. Please indicate how effective the following pieces of technology are for communicating with prospective students: - Missouri State YouTube channel

Count	Percent		
4	5.00%		Extremely effective
3	3.75%		Very effective
9	11.25%		Moderately effective
7	8.75%		Slightly effective
5	6.25%		Not at all effective
52	65.00%		Not applicable/did not utilize
80	Respondents		









Q48. Please indicate how effective the following pieces of technology are for communicating with prospective students: - Welcome to Missouri State online community for admitted students

Count	Percent		
12	15.00%		Extremely effective
11	13.75%		Very effective
11	13.75%		Moderately effective
6	7.50%		Slightly effective
1	1.25%		Not at all effective
39	48.75%		Not applicable/did not utilize
80	Respondents		



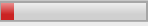



Q49. Please indicate how effective the following pieces of technology are for communicating with prospective students: - Blogs of current Missouri State students

Count	Percent		
5	6.25%		Extremely effective
2	2.50%		Very effective
7	8.75%		Moderately effective
8	10.00%		Slightly effective
4	5.00%		Not at all effective
54	67.50%		Not applicable/did not utilize
80	Respondents		

Q50. Which of the following online college search services have you actively used? (Check all that apply)

Count	Respondent %	Response %	
11	13.75%	10.68%	 Cappex
27	33.75%	26.21%	 College Board
2	2.50%	1.94%	 CollegeNet
2	2.50%	1.94%	 CollegeView
3	3.75%	2.91%	 Naviance
2	2.50%	1.94%	 Peterson's
11	13.75%	10.68%	 Zinch
45	56.25%	43.69%	 None of the above
80	Respondents		
103	Responses		

Q51. We are interested in your satisfaction with the service you have received from the Missouri State Office of Admissions. Please indicate your level of agreement with the following statements: - I received a response in a timely manner when I requested information from the Office of Admissions.

Count	Percent		
33	42.31%		Strongly agree
27	34.62%		Moderately agree
7	8.97%		Neither agree nor disagree
4	5.13%		Moderately disagree
2	2.56%		Strongly disagree
5	6.41%		Not applicable
78	Respondents		

Q52. We are interested in your satisfaction with the service you have received from the Missouri State Office of Admissions. Please indicate your level of agreement with the following statements: - I received my letter of admission on a timely basis.

Count	Percent		
52	66.67%		Strongly agree
22	28.21%		Moderately agree
3	3.85%		Neither agree nor disagree
1	1.28%		Moderately disagree
0	0.00%		Strongly disagree
0	0.00%		Not applicable
78	Respondents		

Q53. We are interested in your satisfaction with the service you have received from the Missouri State Office of Admissions. Please indicate your level of agreement with the following statements: - Staff were helpful when I have contacted the Missouri State Office of Admissions.

Count	Percent		
43	55.13%		Strongly agree
19	24.36%		Moderately agree
5	6.41%		Neither agree nor disagree
3	3.85%		Moderately disagree
0	0.00%		Strongly disagree
8	10.26%		Not applicable
78	Respondents		

Q54. We are interested in your satisfaction with the service you have received from the Missouri State Office of Admissions. Please indicate your level of agreement with the following statements: - The information I received following my admission was timely and helpful.

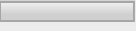



Count	Percent		
40	51.28%		Strongly agree
28	35.90%		Moderately agree
7	8.97%		Neither agree nor disagree
2	2.56%		Moderately disagree
1	1.28%		Strongly disagree
0	0.00%		Not applicable
78	Respondents		













Q55. Did you receive a scholarship from Missouri State?

Count	Percent		
76	97.44%		Yes
2	2.56%		No
78	Respondents		

Q56. Please indicate which of the following scholarships you received: (Check all that apply)




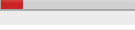
Count	Respondent %	Response %	
7	9.21%	6.14%	Presidential Scholarship (\$12,500 per year)
55	72.37%	48.25%	Board of Governors Scholarship (\$5,000 per year)
4	5.26%	3.51%	Multicultural Leadership Scholarship
13	17.11%	11.40%	Provost Scholarship (\$2,500 per year)
0	0.00%	0.00%	Deans' Scholarship (\$1,500 per year)
2	2.63%	1.75%	Hutchens/SGA Centennial Leaders Scholarship

8	10.53%	7.02%		Out-of-state fee waiver or Midwest Student Exchange Program
0	0.00%	0.00%		Athletic scholarship
8	10.53%	7.02%		Art, theatre, or music scholarship
17	22.37%	14.91%		Other (please specify what other scholarship(s) you received)

Count	Percent		
5	29.41%		Bright Flight
1	5.88%		bright flight and community scholarships
1	5.88%		Bright Flight Scholarship
1	5.88%		Bright Flight, Earl Collins Community Scholarship, Elks Lodge 2319 Student of the Year, Cargill Community Scholarship, Sam Walton Community Scholarship, Groves Memorial Art Scholarship
1	5.88%		Covidien Scholarship (Through National Merit), Bright Flight
1	5.88%		English departmental
1	5.88%		Forensics
1	5.88%		Hartzler, MFA, Ellis, and Bates County Cattleman's Association Scholarships
1	5.88%		I received both, however you promptly took away my board of governors scholarship, even though, last time I checked.. my ACT didn't go DOWN.
1	5.88%		Leadership
1	5.88%		Leadership Scholarship
1	5.88%		Privately funded local scholarship


76 Respondents
114 Responses

Q57. Which of the following statements best describes your scholarship from Missouri State in comparison with the scholarship offer(s) you received from your first alternate choice college you listed earlier?

Count	Percent		
43	60.56%		I received a better scholarship offer from Missouri State than from the other college.
14	19.72%		The scholarship offer I received from the other college was similar to what I received from Missouri State.
11	15.49%		I received a better scholarship offer from the other college.
3	4.23%		I did not receive a scholarship offer from the other college.



71 Respondents

Q58. How likely would you have been to attend Missouri State without the scholarship?

Count	Percent		
7	9.21%		Very likely
11	14.47%		Moderately likely
17	22.37%		Neither likely nor unlikely
20	26.32%		Moderately unlikely
21	27.63%		Very unlikely




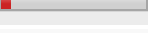
76 Respondents

Q59. Did you apply for financial aid (loans, grants, work study)? [To apply for aid, you must have completed the Free Application for Federal Student Aid (FAFSA).]

Count	Percent		
63	80.77%		Yes
15	19.23%		No

78 Respondents

Q60. Which of the following statements best describes your total financial aid package (scholarships, grants, loans, and/or work study) in comparison with your first alternate choice college you listed earlier?

Count	Percent		
24	40.68%		I received a better financial aid offer from Missouri State.
22	37.29%		The financial aid offer from the other institution was similar to Missouri State's.
9	15.25%		I received a better financial aid offer from the other college.
4	6.78%		I did not receive a financial aid offer from the other college.
59	Respondents		

Q61. Please indicate your level of satisfaction with the service you received from the Missouri State Office of Financial Aid:

Count	Percent		
23	36.51%		Very satisfied
24	38.10%		Moderately satisfied
9	14.29%		Neither satisfied nor dissatisfied
5	7.94%		Moderately dissatisfied
2	3.17%		Very dissatisfied
63	Respondents		

Q62. Are you living in the residence halls on campus this year?

Count	Percent		
68	87.18%		Yes
10	12.82%		No
78	Respondents		

Q63. Please indicate your level of satisfaction with the service you have received from the Missouri State Residence Life and Services (Housing) Office:

Count	Percent		
31	45.59%		Very satisfied
28	41.18%		Moderately satisfied
8	11.76%		Neither satisfied nor dissatisfied
1	1.47%		Moderately dissatisfied
0	0.00%		Very dissatisfied
68	Respondents		

Q64. Did you arrange a campus visit through the Office of Admissions?

Count	Percent		
55	70.51%		Yes
23	29.49%		No
78	Respondents		

Q65. Please indicate your level of satisfaction with the following: - The assistance you received in arranging your visit

Count	Percent		
37	67.27%		Very satisfied
15	27.27%		Moderately satisfied
3	5.45%		Neither satisfied nor dissatisfied
0	0.00%		Moderately dissatisfied
0	0.00%		Very dissatisfied
55	Respondents		

Q66. Please indicate your level of satisfaction with the following: - Your overall visit experience

Count	Percent		
41	74.55%		Very satisfied
9	16.36%		Moderately satisfied
5	9.09%		Neither satisfied nor dissatisfied
0	0.00%		Moderately dissatisfied
0	0.00%		Very dissatisfied
55	Respondents		

Q67. Did you use e-mail to correspond with the Office of Admissions?

Count	Percent		
45	57.69%		Yes
33	42.31%		No
78	Respondents		

Q68. How satisfied were you with the overall speed and helpfulness of the response?

Count	Percent		
20	44.44%		Very satisfied
22	48.89%		Moderately satisfied
3	6.67%		Neither satisfied nor dissatisfied
0	0.00%		Moderately dissatisfied
0	0.00%		Very dissatisfied
45	Respondents		





Q69. Were you aware of Missouri State's Public Affairs mission during the college search process?

Count	Percent		
29	37.18%		Yes
49	62.82%		No
78	Respondents		







Q70. Was Missouri State's Public Affairs mission a factor in your choice to attend Missouri State?

Count	Percent		
3	10.34%		Absolutely, it was one of the main reasons I chose MSU.
9	31.03%		While not one of the main reasons, it was important to me.
17	58.62%		Not really, I was coming to Missouri State anyway.
29	Respondents		







Q71. How involved were your parent(s)/legal guardian(s) in the college search and selection process?

Count	Percent		
21	26.92%		Very involved, we made the decision together
32	41.03%		Involved, they did research, but I made the final decision
23	29.49%		Slightly involved, they visited schools with me but I did most of the research
2	2.56%		Not involved at all
78	Respondents		







Q72. During the college selection process, please indicate how helpful it would have been if Missouri State had used the following: - Text messaging

Count	Percent		
7	8.97%		Extremely helpful
10	12.82%		Very helpful
20	25.64%		Moderately helpful
14	17.95%		Slightly helpful
21	26.92%		Not at all helpful
6	7.69%		Not applicable
78	Respondents		




Q73. During the college selection process, please indicate how helpful it would have been if Missouri State had used the following: - Individualized/customized web pages

Count	Percent		
9	11.54%		Extremely helpful
13	16.67%		Very helpful
23	29.49%		Moderately helpful
12	15.38%		Slightly helpful
12	15.38%		Not at all helpful
9	11.54%		Not applicable
78	Respondents		

Q74. During the college selection process, please indicate how helpful it would have been if Missouri State had used the following: - Blogs of current Missouri State faculty

Count	Percent		
6	7.69%		Extremely helpful
2	2.56%		Very helpful
23	29.49%		Moderately helpful
16	20.51%		Slightly helpful
21	26.92%		Not at all helpful
10	12.82%		Not applicable
78	Respondents		







Q75. When visiting the Missouri State website, have you been able to find the information that you needed in a timely manner?

Count	Percent		
71	91.03%		Yes
7	8.97%		No
0	0.00%		I have not used the Missouri State website.
78	Respondents		







Q76. How does the Missouri State website compare to the other college websites you visited?

Count	Percent		
13	16.67%		Much better
17	21.79%		Slightly better
41	52.56%		About the same
5	6.41%		Slightly worse
2	2.56%		Much worse
78	Respondents		







Q77. Please indicate your level of agreement with the following statements: - Admissions to the Honors College was an important factor in my decision to attend Missouri State.

Count	Percent		
27	34.62%		Strongly agree
21	26.92%		Moderately agree
21	26.92%		Neither agree nor disagree
5	6.41%		Moderately disagree
4	5.13%		Strongly disagree
0	0.00%		Not applicable
78	Respondents		







Q78. Please indicate your level of agreement with the following statements: - I am satisfied with the information and service I have received from the Honors College office.

Count	Percent		
26	33.33%		Strongly agree
38	48.72%		Moderately agree
9	11.54%		Neither agree nor disagree
4	5.13%		Moderately disagree
1	1.28%		Strongly disagree
0	0.00%		Not applicable
78	Respondents		







Q79. Please indicate your level of agreement with the following statements: - The material provided by the Honors College was informative.

Count	Percent		
29	37.18%		Strongly agree
36	46.15%		Moderately agree
7	8.97%		Neither agree nor disagree
5	6.41%		Moderately disagree
1	1.28%		Strongly disagree
0	0.00%		Not applicable
78	Respondents		







Q80. Please indicate your level of agreement with the following statements: - The Honors College at Missouri State is better than honors programs at other colleges and universities I considered.

Count	Percent		
10	12.82%		Strongly agree
10	12.82%		Moderately agree
38	48.72%		Neither agree nor disagree
3	3.85%		Moderately disagree
3	3.85%		Strongly disagree
14	17.95%		Not applicable
78	Respondents		







Q81. Please indicate the level of importance you place on each of the following benefits of the Honors College: - An enriched environment in the classroom that better fits my needs

Count	Percent		
41	52.56%		Extremely important
20	25.64%		Very important
12	15.38%		Moderately important
2	2.56%		Slightly important
2	2.56%		Not at all important
1	1.28%		Not applicable
78	Respondents		







Q82. Please indicate the level of importance you place on each of the following benefits of the Honors College: - A smaller community of scholars within the larger university

Count	Percent		
37	47.44%		Extremely important
22	28.21%		Very important
12	15.38%		Moderately important
2	2.56%		Slightly important
4	5.13%		Not at all important
1	1.28%		Not applicable
78	Respondents		




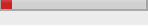

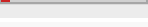
Q83. Please indicate the level of importance you place on each of the following benefits of the Honors College: - Early registration privileges

Count	Percent		
50	64.10%		Extremely important
18	23.08%		Very important
6	7.69%		Moderately important
0	0.00%		Slightly important
1	1.28%		Not at all important
3	3.85%		Not applicable
78	Respondents		



























Q84. Please indicate the level of importance you place on each of the following benefits of the Honors College: - Special library privileges

Count	Percent		
25	32.05%		Extremely important
18	23.08%		Very important
19	24.36%		Moderately important
7	8.97%		Slightly important
2	2.56%		Not at all important
7	8.97%		Not applicable
78	Respondents		

Q85. Please indicate the level of importance you place on each of the following benefits of the Honors College: - The opportunity to live in Honors College residences

Count	Percent		
22	28.21%		Extremely important
7	8.97%		Very important
11	14.10%		Moderately important
6	7.69%		Slightly important
27	34.62%		Not at all important
5	6.41%		Not applicable
78	Respondents		

Q86. Do you have any additional comments regarding the Honors College?

Count	Percent																																						
8	10.26%		Yes (please explain)																																				
<table border="1"> <thead> <tr> <th>Count</th> <th>Percent</th> <th></th> <th></th> </tr> </thead> <tbody> <tr> <td>1</td> <td>12.50%</td> <td></td> <td>After visiting other Honors students at other colleges, I found that the ones from Missouri State created a much better overall impression.</td> </tr> <tr> <td>1</td> <td>12.50%</td> <td></td> <td>Applied to live in Scholars house, but was denied. An email was sent to me informing me of open rooms, but all were for either males or upperclassmen and did not apply to me. I did not have the opportunity to register early for classes and ended up with a scheduling conflict that required me to juggle classes around for the next couple of semesters. Logically, I would think that Freshman students would have an easier time with such matters, but it seems that upperclassmen get first dibs on everything. I would not apply to the MSU Honors College again, since it has only been an inconvenience with none of the perks outlined in the brochure I was sent.</td> </tr> <tr> <td>1</td> <td>12.50%</td> <td></td> <td>I didn't know that we had special library privileges.</td> </tr> <tr> <td>1</td> <td>12.50%</td> <td></td> <td>I do not like the requirement of having to take 5 Gen Ed honors courses. I brought in 31 hours of credit and now it is pretty much useless, or I will have to quit the honors college program.</td> </tr> <tr> <td>1</td> <td>12.50%</td> <td></td> <td>I feel like there are not enough Honors College classes to fit the needs of students who have several transfer credits from AP Scores, Dual Credit, etc.</td> </tr> <tr> <td>1</td> <td>12.50%</td> <td></td> <td>I love scholars house!</td> </tr> <tr> <td>1</td> <td>12.50%</td> <td></td> <td>I made it into the Honors College, but is there a way for people to work into it or to apply if they don't automatically make it?</td> </tr> <tr> <td>1</td> <td>12.50%</td> <td></td> <td>More information about scholarships/keeping scholarships would be helpful.</td> </tr> </tbody> </table>				Count	Percent			1	12.50%		After visiting other Honors students at other colleges, I found that the ones from Missouri State created a much better overall impression.	1	12.50%		Applied to live in Scholars house, but was denied. An email was sent to me informing me of open rooms, but all were for either males or upperclassmen and did not apply to me. I did not have the opportunity to register early for classes and ended up with a scheduling conflict that required me to juggle classes around for the next couple of semesters. Logically, I would think that Freshman students would have an easier time with such matters, but it seems that upperclassmen get first dibs on everything. I would not apply to the MSU Honors College again, since it has only been an inconvenience with none of the perks outlined in the brochure I was sent.	1	12.50%		I didn't know that we had special library privileges.	1	12.50%		I do not like the requirement of having to take 5 Gen Ed honors courses. I brought in 31 hours of credit and now it is pretty much useless, or I will have to quit the honors college program.	1	12.50%		I feel like there are not enough Honors College classes to fit the needs of students who have several transfer credits from AP Scores, Dual Credit, etc.	1	12.50%		I love scholars house!	1	12.50%		I made it into the Honors College, but is there a way for people to work into it or to apply if they don't automatically make it?	1	12.50%		More information about scholarships/keeping scholarships would be helpful.
Count	Percent																																						
1	12.50%		After visiting other Honors students at other colleges, I found that the ones from Missouri State created a much better overall impression.																																				
1	12.50%		Applied to live in Scholars house, but was denied. An email was sent to me informing me of open rooms, but all were for either males or upperclassmen and did not apply to me. I did not have the opportunity to register early for classes and ended up with a scheduling conflict that required me to juggle classes around for the next couple of semesters. Logically, I would think that Freshman students would have an easier time with such matters, but it seems that upperclassmen get first dibs on everything. I would not apply to the MSU Honors College again, since it has only been an inconvenience with none of the perks outlined in the brochure I was sent.																																				
1	12.50%		I didn't know that we had special library privileges.																																				
1	12.50%		I do not like the requirement of having to take 5 Gen Ed honors courses. I brought in 31 hours of credit and now it is pretty much useless, or I will have to quit the honors college program.																																				
1	12.50%		I feel like there are not enough Honors College classes to fit the needs of students who have several transfer credits from AP Scores, Dual Credit, etc.																																				
1	12.50%		I love scholars house!																																				
1	12.50%		I made it into the Honors College, but is there a way for people to work into it or to apply if they don't automatically make it?																																				
1	12.50%		More information about scholarships/keeping scholarships would be helpful.																																				
70	89.74%		No																																				
78	Respondents																																						

Q87. Please provide comments or suggestions for improvements regarding the Missouri State website and/or features on other college websites you particularly like:

Count	Percent	
40	100.00%	

Count	Percent	
1	2.50%	<input type="text"/> A customizable homepage with an email widget or the option to choose only news that is relevant to you, rather than be spammed by sports news. A cookie system that lets users stay logged in to their account and have easier access to their email, grades, bills, etc. Interactive site index (start typing into a search bar, the list narrows with each letter) to make it easier to find departments whose names are obscure.
1	2.50%	<input type="text"/> Academic Calendar
1	2.50%	<input type="text"/> I currently have no suggestions for the website.
1	2.50%	<input type="text"/> I find it difficult locating things through the MSU website because it brings up simple articles that have the words I typed in. The article are of no help to me at all.
1	2.50%	<input type="text"/> I have always been able to answer my questions by simply searching the MSU website. Some of the other college websites I have visited were somewhat convoluted, which made it difficult to find what i was looking for.
1	2.50%	<input type="text"/> I like that everything is in one place. It's great.
1	2.50%	<input type="text"/> I like the website.
1	2.50%	<input type="text"/> I love seeing photos on the homepage! It makes me feel more connected
1	2.50%	<input type="text"/> I really like the Missouri State website... The only thing I could think of that could possibly improve it is to have a general Missouri State phone number at the banner at the top of every page, just in case you can't find the extension you're looking for, or you have a broad question.
1	2.50%	<input type="text"/> I really love the little letters of the alphabet that you have at the top because it makes it very easy to navigate the website.
1	2.50%	<input type="text"/> I think I stumbled upon a cost calculator on Missouri State's website. But it would be nice if it was more accessible or just listed the estimated costs. Also, the course catalog was hard to use, if there was anyway to make this more usable that would be great.
1	2.50%	<input type="text"/> I think the Missouri State website is very informative.
1	2.50%	<input type="text"/> I think using more graphics would possibly improve the website by making it a little more appealing and interesting.
1	2.50%	<input type="text"/> I was unable to find the requirements for scholarship renewal on the missouri state website.
1	2.50%	<input type="text"/> I wish the two person rooms were not more expensive than the four person rooms in hutchens
1	2.50%	<input type="text"/> I wish things were easier to find. Is there a search bar?
1	2.50%	<input type="text"/> Improve the search feature. It usually doesn't retrieve relevant results.
1	2.50%	<input type="text"/> It is hard to find a good list/summary of what the requirements for a certain major/minor are on the website.
1	2.50%	<input type="text"/> It's Good.
1	2.50%	<input type="text"/> Its ok.
1	2.50%	<input type="text"/> Less clutter, some things are hard to find.
1	2.50%	<input type="text"/> Make it more user friendly with a better interface.
1	2.50%	<input type="text"/> Make sure to tell people that you have to log in under my.missouristate.edu after you change your password.
1	2.50%	<input type="text"/> make the list of what ap classes count for what credit easier to find.
1	2.50%	<input type="text"/> Maybe make it a little easier to find the mymissouristate login from the homepage.
2	5.00%	<input type="text"/> n/a
1	2.50%	<input type="text"/> No suggestions... Personally, when I was just starting to look into MSU, the website was one of the first impressions I received, and it was a good one!
1	2.50%	<input type="text"/> None.
1	2.50%	<input type="text"/> On other Universities websites it is easier to find the page to view and study all of the majors and minors.
1	2.50%	<input type="text"/> Overall I think that MSU has a strong website. The only thing I can possibly think to change would be the search module. It does not always search too well.
1	2.50%	<input type="text"/> PED100 should use Blackboard like every other class I have. It is very annoying to make a special trip to their site.
1	2.50%	<input type="text"/> Some universities offer chat services to current students as a way for applicants to talk to

			current students
1	2.50%	<input type="checkbox"/>	The 'Move-In' page was really helpful when I was preparing to move into the dorms. Visited the page almost everyday during the week leading up to move-in day :)
1	2.50%	<input type="checkbox"/>	The format is easy to read and navigate.
1	2.50%	<input type="checkbox"/>	The home page could be easier to navigate.
1	2.50%	<input type="checkbox"/>	The MSU website is much more accessible than several of the other college websites. Great site!
1	2.50%	<input type="checkbox"/>	The website is VERY unorganized and hard to navigate.
1	2.50%	<input type="checkbox"/>	The website seems satisfactory to me.
1	2.50%	<input type="checkbox"/>	This website has been by the far the most helpful and best.
40 Respondents			

Q88. Do you have any especially positive experiences with Missouri State or with individual people or offices at MSU that you wish to share?

Count	Percent		
22	28.21%	<input checked="" type="checkbox"/>	Yes (please explain)
Count	Percent		
1	4.55%	<input type="checkbox"/>	Colorguard here is amazing. Due to the flag team here, I decided to attend MSU without even touring another college.
1	4.55%	<input type="checkbox"/>	During soar I had one of the leaders stay up with me until almost ten o'clock at night helping me get my schedule straightened out.
1	4.55%	<input type="checkbox"/>	Financial aid office is so nice and helpful!
1	4.55%	<input type="checkbox"/>	I have had a great experience in the campus ministry The Vine which meets on Wednesday nights! It is really fun, and I have met a lot of great people there.
1	4.55%	<input type="checkbox"/>	In general, everyone has been very helpful and knowledgeable.
1	4.55%	<input type="checkbox"/>	Karen in the financial aid office was very helpful when my father and I were working with her
1	4.55%	<input type="checkbox"/>	Living Learning Community is a great environment that has helped the transition from high school to college. It also helps create a strong sense of community.
1	4.55%	<input type="checkbox"/>	Melissa Price was REALLY helpful when I was registering for classes. She really took the time to learn about the clubs/classes/activities I was interested in and was really helpful when I was registering for classes. Gave a lot of good advice :)
1	4.55%	<input type="checkbox"/>	Missouri Fine Arts Academy was amazing and gave me a chance to explore the arts more in depth and sparked my interest in MSU.
1	4.55%	<input type="checkbox"/>	Mr. Hoover is what really sold me on MSU. He met with me and my mother when I came for a visit and made me feel welcome.
1	4.55%	<input type="checkbox"/>	My class with Dr. Burton (Sustainable Ag and the Environment) is AMAZING.
1	4.55%	<input type="checkbox"/>	My move-in day was extremely easy because of all the people they had helping. there was very little hassle other than to find parking
1	4.55%	<input type="checkbox"/>	My RA has made my first month of college MUCH easier than I anticipated. I was scared of leaving home, and I still feel very overwhelmed and intimidated by everything here. But my RA has become one of my best friends because she is always a solid source of support to actually make me happy.
1	4.55%	<input type="checkbox"/>	My SOAR leaders were very nice and helpful--Andi Schetter & Justin Mellish
1	4.55%	<input type="checkbox"/>	my tour guide (brandt something) was great. really enthusiastic and informative.
1	4.55%	<input type="checkbox"/>	The adviser for the honors college is extremely nice and very helpful
1	4.55%	<input type="checkbox"/>	The dining centers are amazing. The wifi network is fairly expansive, has a fast connection, and has a large cap. The library has books on nearly every subject with a long loan time.
1	4.55%	<input type="checkbox"/>	The financial aid office was very helpful with my outside scholarships.
1	4.55%	<input type="checkbox"/>	The SOAR leaders are awesome! They made me feel very welcome and like I was already apart of Missouri State
1	4.55%	<input type="checkbox"/>	The welcoming activities the first week were great and really helped me meet a lot of people and keep my mind off of my family/home.
1	4.55%	<input type="checkbox"/>	There is a guidance counselor I met when I first visited MSU. She has been incredibly helpful to me. She is willing to answer any question I have, or give me advice if I ask her for

it.

1 4.55% When I had an issue with my scholarship, the financial aid office worked it out right away.

56 71.79% No

78 Respondents

Q89. Did you have any particularly frustrating or disappointing experiences with Missouri State prior to enrolling?

Count Percent
11 14.10% Yes (please explain)

Count	Percent	
1	9.09%	<input type="checkbox"/> I could not attend the honors' SOAR session because I was out of the country. It would be better to have the two sessions more spaced out instead of back to back.
1	9.09%	<input type="checkbox"/> I did not receive enough information about what was NOT allowed in the residence halls (e.g. plastic lamps) and I brought them anyways.
1	9.09%	<input type="checkbox"/> I missed the scholarship deadline because I was planning on going to another school. I thought the deadline was very early and most people didn't know where they wanted to go yet.
1	9.09%	<input type="checkbox"/> I received notification that the university thought I was no longer attending, and that they had taken away my scholarship, when I was definitely still planning on attending. But the financial aid office worked it out.
1	9.09%	<input type="checkbox"/> Just wish there was more information about some of the events on campus and about clubs and activities.
1	9.09%	<input type="checkbox"/> the financial aid office is nearly impossible to deal with.
1	9.09%	<input type="checkbox"/> The office of financial aid was terrible and didn't respond for weeks.
1	9.09%	<input type="checkbox"/> The only thing that has been a negative experience for me was at SOAR during registration. My account had a hold called "pre-college student" and I was not allowed to register for about forty-five minutes. I was stressed out because many of the classes were filling up, but luckily after the hold was removed I still was able to get all of my first choice classes.
1	9.09%	<input type="checkbox"/> The restrictions on items students are allowed to bring to their residence hall is kind of vague. I take "no flammable liquids" to mean no storing gasoline in one's room, but items such as hairspray can be pretty volatile when exposed to open flame. And what of those who smoke? Are they not allowed to bring lighters or matches with them? "No drugs" could mean no cannabis, meth, etc, but what about students who are using prescription narcotics? Will their medicine be confiscated if an RA finds it? "No weapons" would obviously include guns and large knives, but pretty much anything can be made into a weapon. These vague rules make me pretty apprehensive about living in a dorm. An RA in a bad mood could stop by my room and write me up for having a baseball bat because I might use it as a weapon.
1	9.09%	<input type="checkbox"/> There was a woman in the financial aid department who was very rude when I asked about the out of state tuition waiver
1	9.09%	<input type="checkbox"/> While in attendance of the Missouri Fine Arts Academy, I took a course called IDS 101 and received three hours of college credit from Missouri State University. I was under the impression that IDS 101 was the equivalent to GEP 101, so I would not need to enroll in this class during my SOAR session. I was frustrated during this process because after my explanation, the SOAR leaders were very quick to dismiss my explanation and tell me that it was not possible. After a visit to the Office of the Registrar, they informed me that if I had not been in the Honors College, a course equivalency probably could have been made between IDS 101 and GEP 101. However, since I was in the Honors College, I would have to take UHC 110 anyway. I felt very frustrated and disappointed that I would be taking a class that I felt I had already completed.

67 85.90% No

78 Respondents