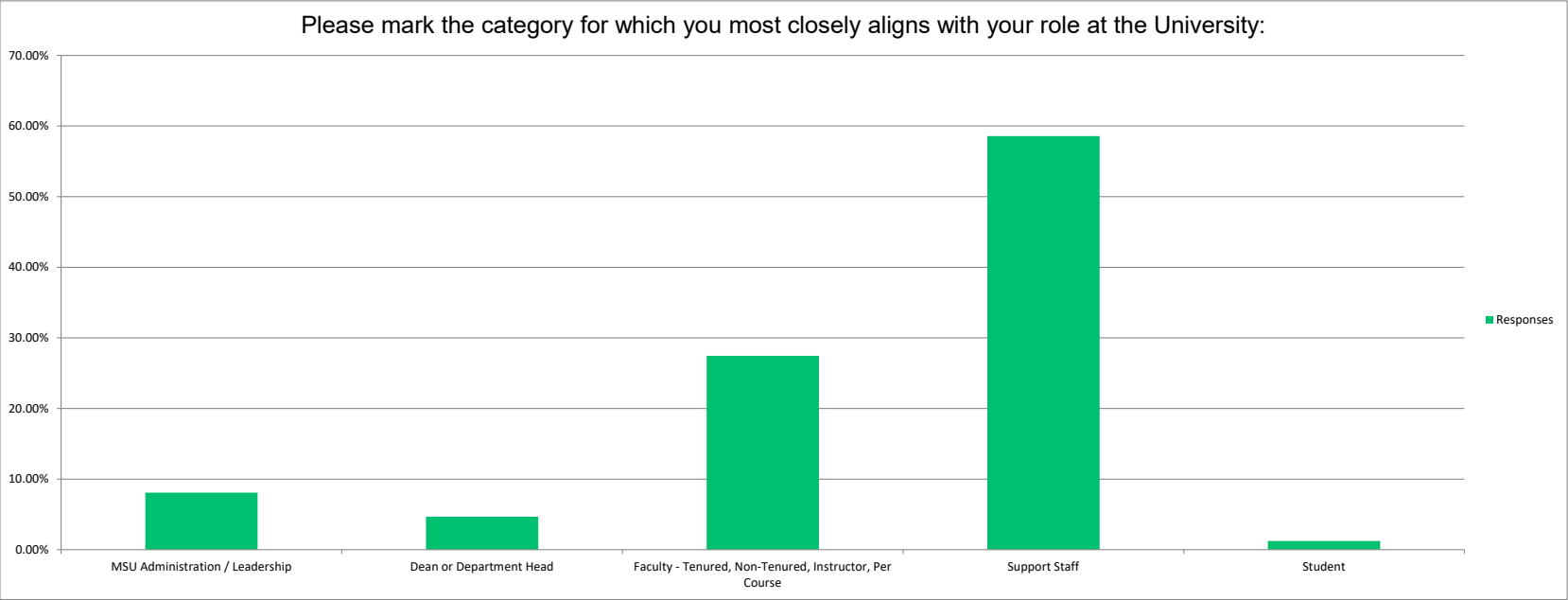


Assessment for Institutionalizing Community Engagement in Higher Education at Missouri State University

Please mark the category for which you most closely aligns with your role at the University:

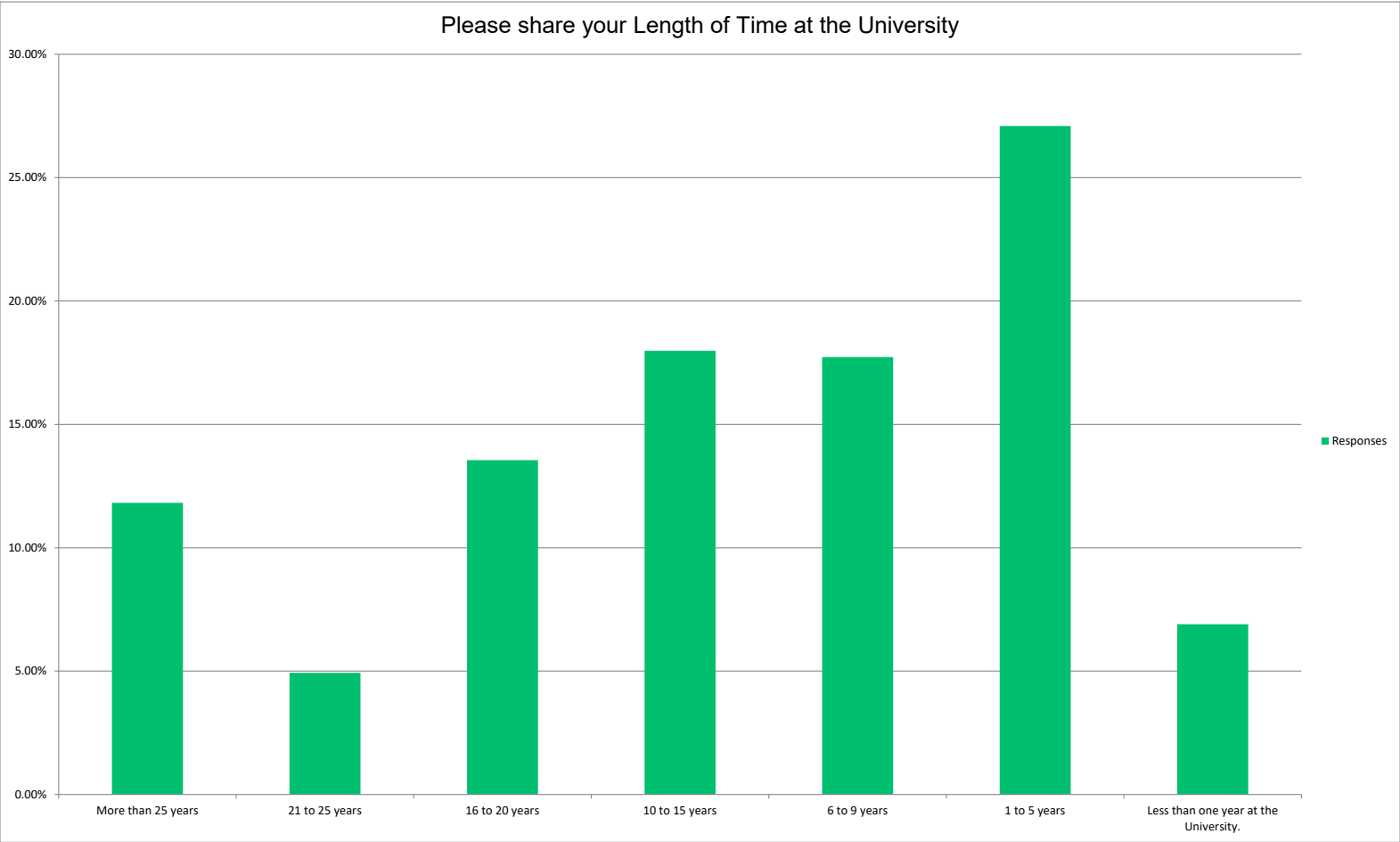
Answer Choices	Responses		Admin	Dean/Dept Head	Faculty	Staff	Students
MSU Administration / Leadership	8.09%	33					
Dean or Department Head	4.66%	19					
Faculty - Tenured, Non-Tenured, Instructor, Per Course	27.45%	112					
Support Staff	58.58%	239					
Student	1.23%	5					
Answered		408					
Skipped		0					



Assessment for Institutionalizing Community Engagement in Higher Education at Missouri State University

Please share your Length of Time at the University

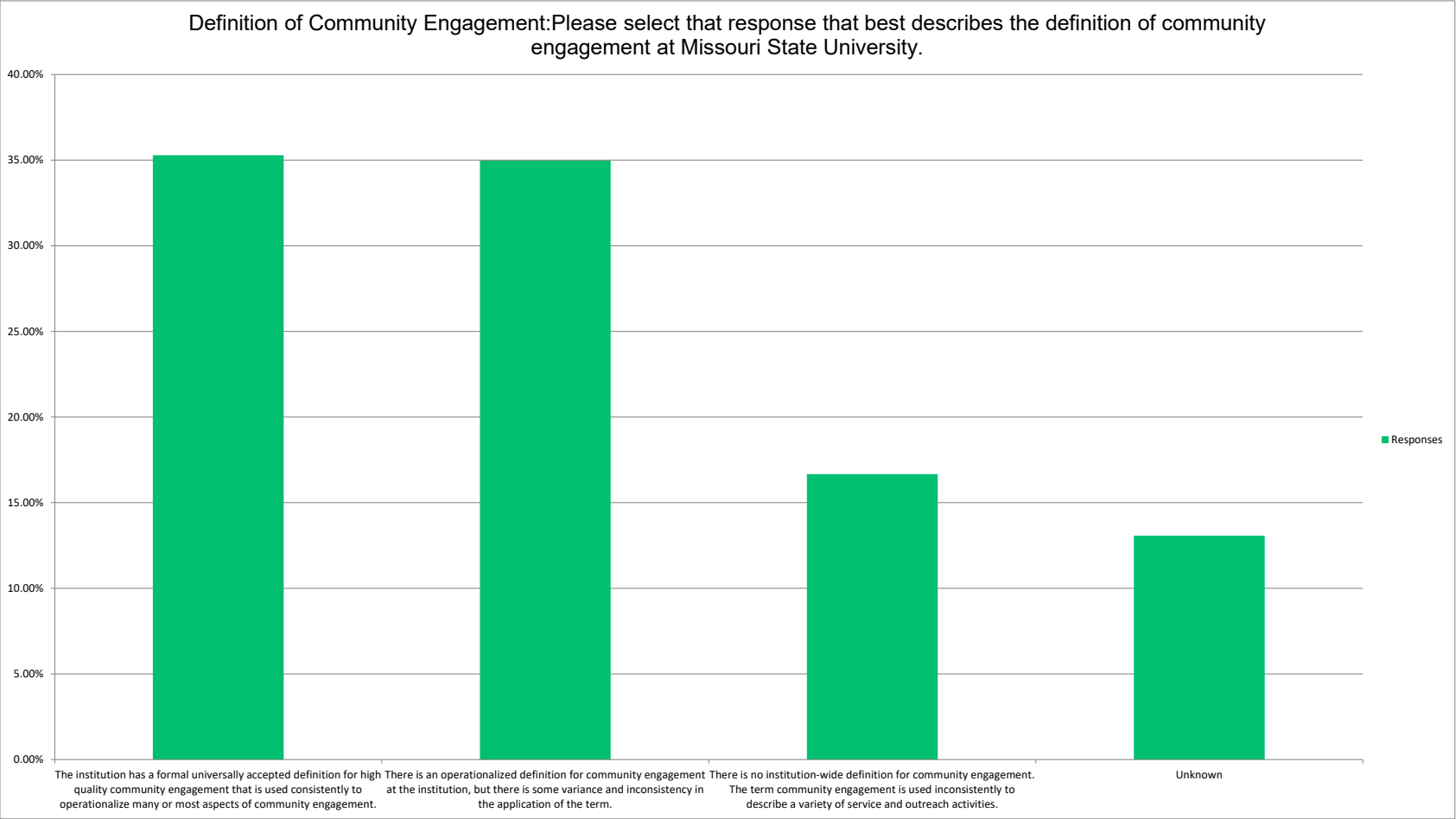
Answer Choices	Responses		Admin	Dean/Dept Head	Faculty	Staff	Students
More than 25 years	11.82%	48					
21 to 25 years	4.93%	20					
16 to 20 years	13.55%	55					
10 to 15 years	17.98%	73					
6 to 9 years	17.73%	72					
1 to 5 years	27.09%	110					
Less than one year at the University.	6.90%	28					
Answered		406					
Skipped		2					



Assessment for Institutionalizing Community Engagement in Higher Education at Missouri State University

Definition of Community Engagement:Please select that response that best describes the definition of community engagement at Missouri State University.

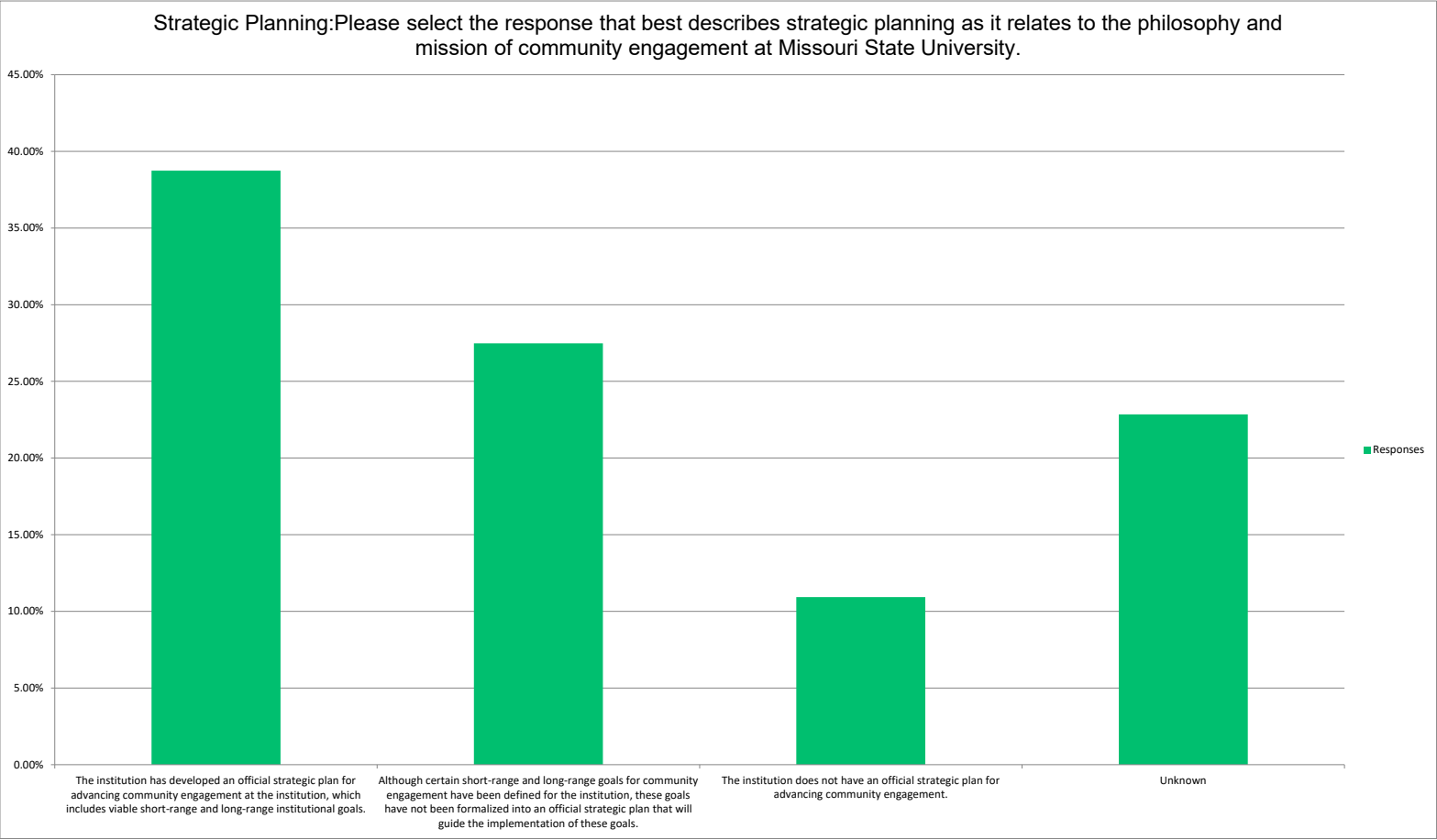
Answer Choices	Responses		Admin		Dean/Dept Head		Faculty		Staff		Students	
The institution has a formal universally accepted definition for high quality community engagement that is used consistently to operationalize many or most aspects of community engagement.	35.29%	108	17.24%	5	21.43%	3	32.95%	29	41.04%	71	0.00%	0
There is an operationalized definition for community engagement at the institution, but there is some variance and inconsistency in the application of the term.	34.97%	107	44.83%	13	50.00%	7	27.27%	24	35.84%	62	50.00%	1
There is no institution-wide definition for community engagement. The term community engagement is used inconsistently to describe a variety of service and outreach activities.	16.67%	51	27.59%	8	28.57%	4	21.59%	19	11.56%	20	0.00%	0
Unknown	13.07%	40	10.34%	3	0.00%	0	18.18%	16	11.56%	20	50.00%	1
If you would like to leave additional comments and/or examples, please do so here		18										
Answered		306										
Skipped		102										



Assessment for Institutionalizing Community Engagement in Higher Education at Missouri State University

Strategic Planning:Please select the response that best describes strategic planning as it relates to the philosophy and mission of community engagement at Missouri State University.

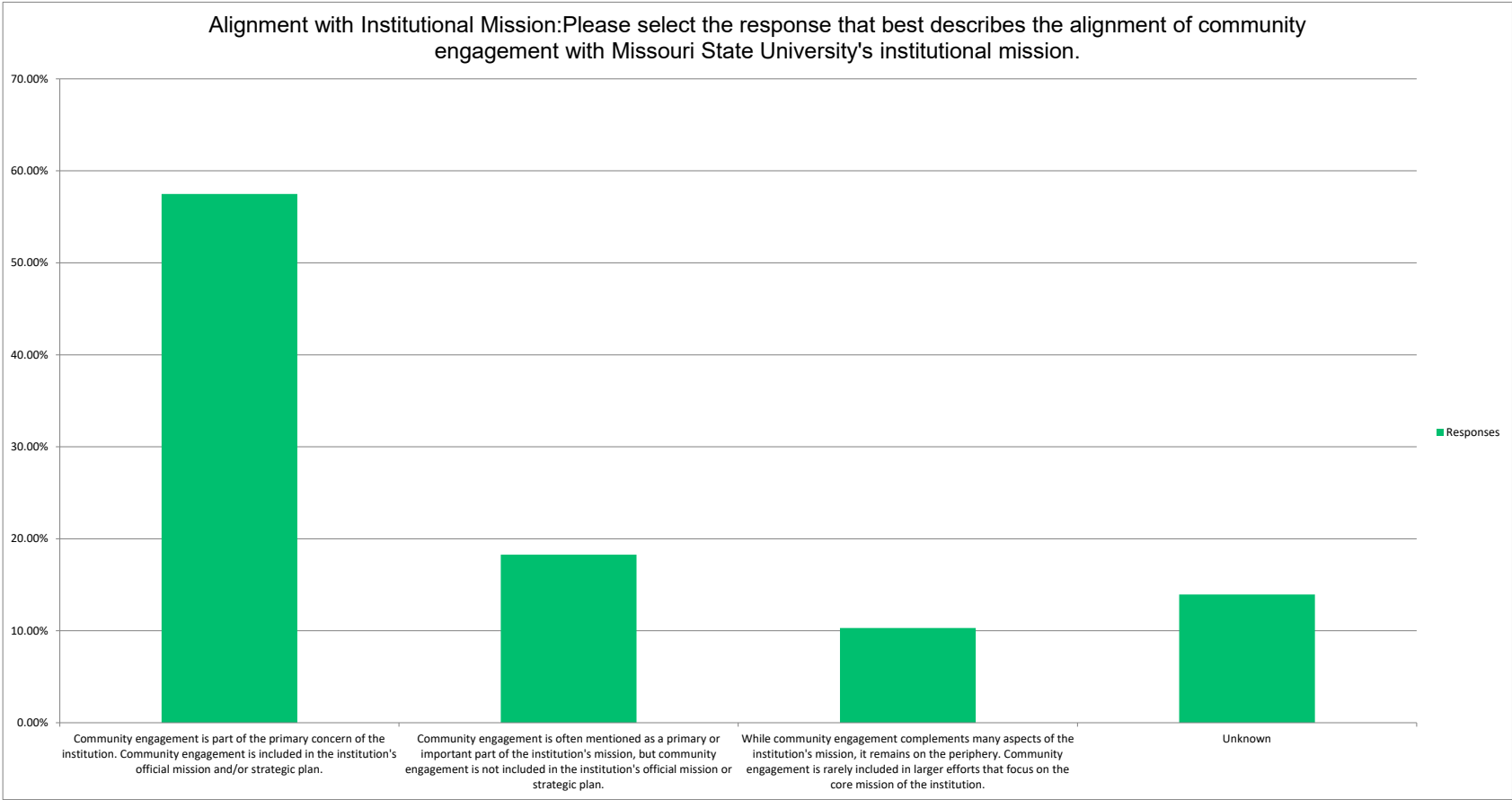
Answer Choices	Responses		Admin		Dean/Dept Head		Faculty		Staff		Students	
The institution has developed an official strategic plan for advancing community engagement at the institution, which includes viable short-range and long-range institutional goals.	38.74%	117	21.43%	6	28.57%	4	37.21%	32	43.60%	75	0.00%	0
Although certain short-range and long-range goals for community engagement have been defined for the institution, these goals have not been formalized into an official strategic plan that will guide the implementation of these goals.	27.48%	83	35.71%	10	50.00%	7	20.93%	18	27.33%	47	50.00%	1
The institution does not have an official strategic plan for advancing community engagement.	10.93%	33	25.00%	7	14.29%	2	11.63%	10	8.14%	14	0.00%	0
Unknown	22.85%	69	17.86%	5	7.14%	1	30.23%	26	20.93%	36	50.00%	1
If you would like to leave additional comments and/or examples, please do so here:		17										
Answered	302		28		14		86		172		2	
Skipped	106		5		5		26		67		3	



Assessment for Institutionalizing Community Engagement in Higher Education at Missouri State University

Alignment with Institutional Mission:Please select the response that best describes the alignment of community engagement with Missouri State University's institutional mission.

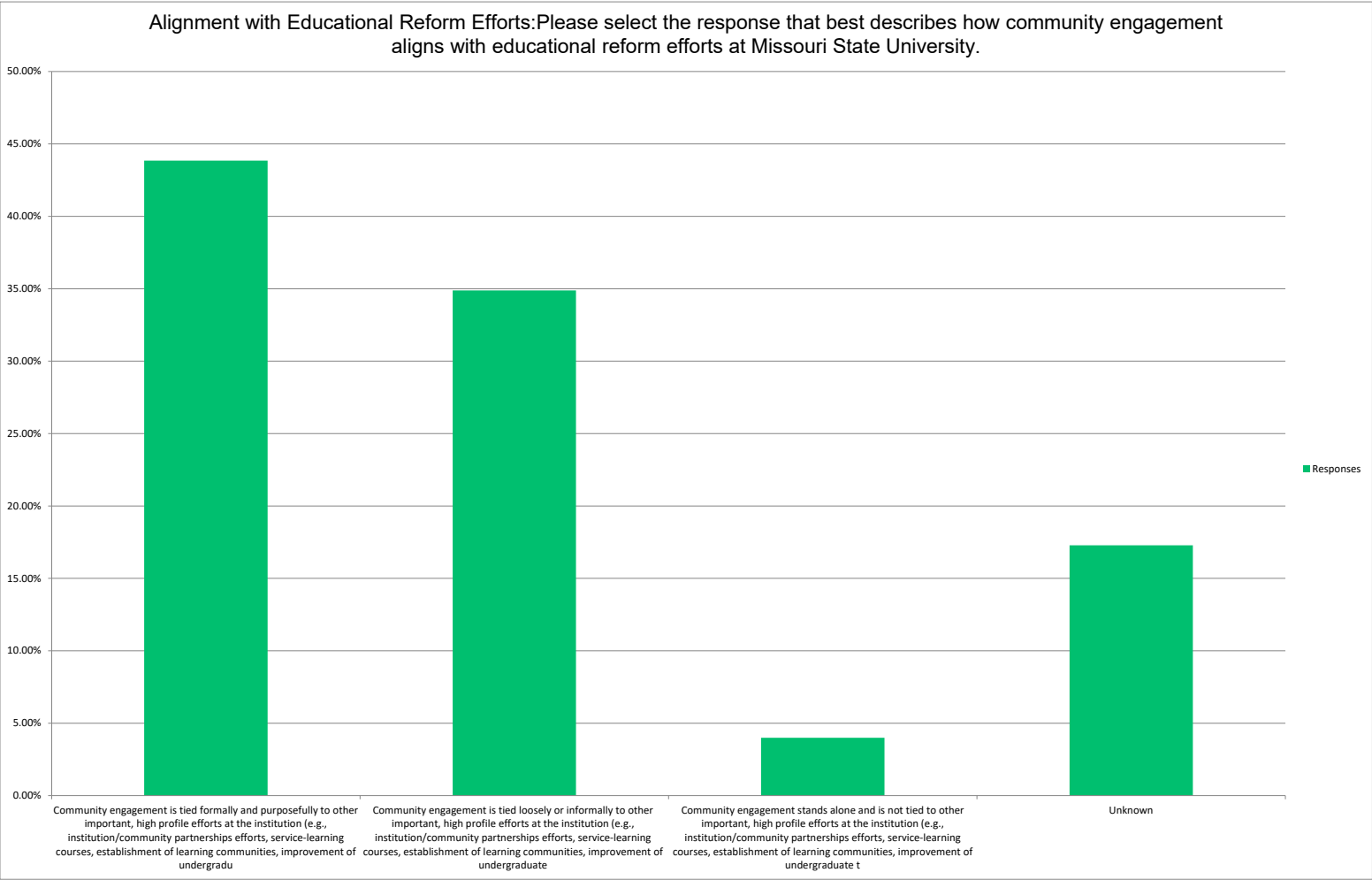
Answer Choices	Responses		Admin		Dean/Dept Head		Faculty		Staff		Students	
Community engagement is part of the primary concern of the institution. Community engagement is included in the institution's official mission and/or strategic plan.	57.48%	173	40.74%	11	64.29%	9	60.47%	52	58.14%	100	50.00%	1
Community engagement is often mentioned as a primary or important part of the institution's mission, but community engagement is not included in the institution's official mission or strategic plan.	18.27%	55	29.63%	8	21.43%	3	13.95%	12	18.02%	31	50.00%	1
While community engagement complements many aspects of the institution's mission, it remains on the periphery. Community engagement is rarely included in larger efforts that focus on the core mission of the institution.	10.30%	31	18.52%	5	14.29%	2	6.98%	6	10.47%	18	0.00%	0
Unknown	13.95%	42	11.11%	3	0.00%		18.60%	16	13.37%	23	0.00%	0
If you would like to leave additional comments and/or examples, please do so here		13										
Answered		301										
Skipped		107										



Assessment for Institutionalizing Community Engagement in Higher Education at Missouri State University

Alignment with Educational Reform Efforts:Please select the response that best describes how community engagement aligns with educational reform efforts at Missouri State University.

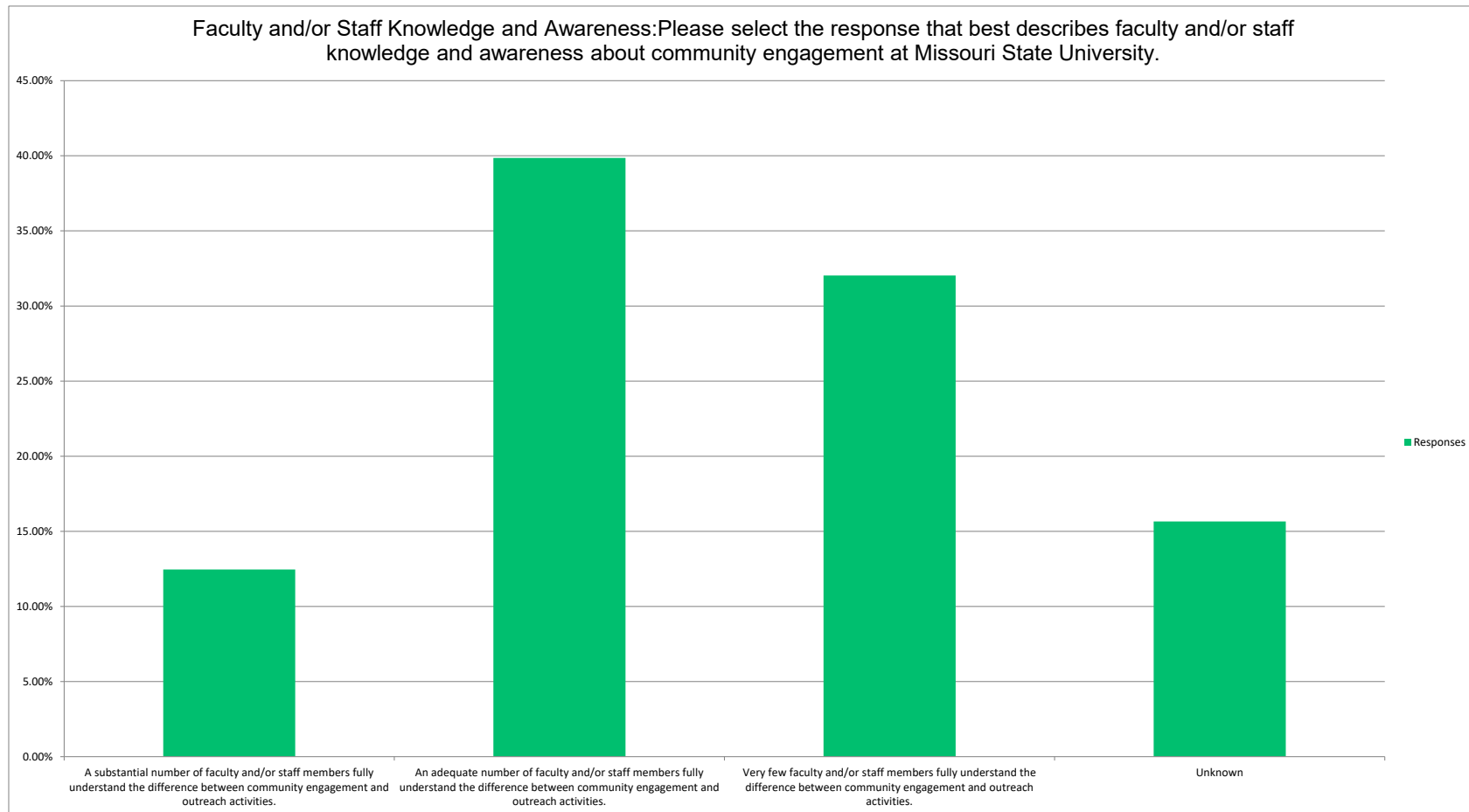
Answer Choices	Responses		Admin		Dean/Dept Head		Faculty		Staff		Students	
Community engagement is tied formally and purposefully to other important, high profile efforts at the institution (e.g., institution/community partnerships efforts, service-learning courses, establishment of learning communities, improvement of undergraduate	43.85%	132	35.71%	10	30.77%	4	37.21%	32	50.00%	86	0.00%	0
Community engagement is tied loosely or informally to other important, high profile efforts at the institution (e.g., institution/community partnerships efforts, service-learning courses, establishment of learning communities, improvement of undergraduate	34.88%	105	50.00%	14	61.54%	8	34.88%	30	30.23%	52	50.00%	1
Community engagement stands alone and is not tied to other important, high profile efforts at the institution (e.g., institution/community partnerships efforts, service-learning courses, establishment of learning communities, improvement of undergraduate	3.99%	12	3.57%	1	7.69%	1	6.98%	6	2.33%	4	0.00%	0
Unknown	17.28%	52	10.71%	3	0.00%	0	20.93%	18	17.44%	30	50.00%	1
If you would like to leave additional comments and/or examples, please do so here:		7										
Answered		301		28		13		86		172		2
Skipped		107		5		6		26		67		3



Assessment for Institutionalizing Community Engagement in Higher Education at Missouri State University

Faculty and/or Staff Knowledge and Awareness:Please select the response that best describes faculty and/or staff knowledge and awareness about community engagement at Missouri State University.

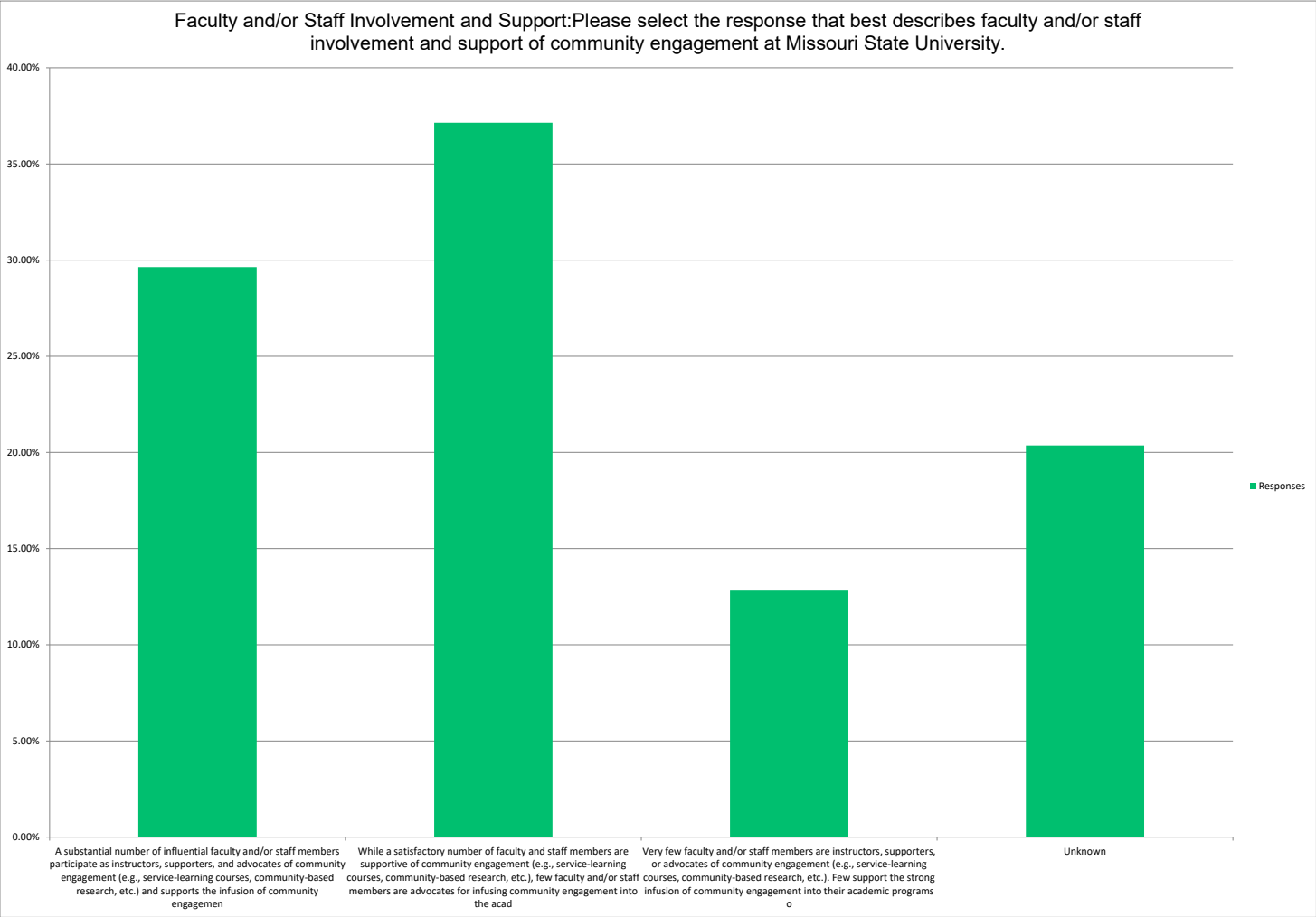
Answer Choices	Responses		Admin		Dean/Dept Head		Faculty		Staff		Students	
A substantial number of faculty and/or staff members fully understand the difference between community engagement and outreach activities.	12.46%	35	3.85%	1	23.08%	3	11.11%	9	13.75%	22	0.00%	0
An adequate number of faculty and/or staff members fully understand the difference between community engagement and outreach activities.	39.86%	112	57.69%	15	15.38%	2	34.57%	28	41.25%	66	100%	1
Very few faculty and/or staff members fully understand the difference between community engagement and outreach activities.	32.03%	90	30.77%	8	53.85%	7	33.33%	27	30%	48	0.00%	0
Unknown	15.66%	44	7.69%	2	7.69%	1	20.99%	17	15%	24	0.00%	0
If you would like to leave additional comments and/or examples, please do so here												
Answered		281	26		13		81		160		1	
Skipped		127	7		6		31		79		4	



Assessment for Institutionalizing Community Engagement in Higher Education at Missouri State University

Faculty and/or Staff Involvement and Support:Please select the response that best describes faculty and/or staff involvement and support of community engagement at Missouri State University.

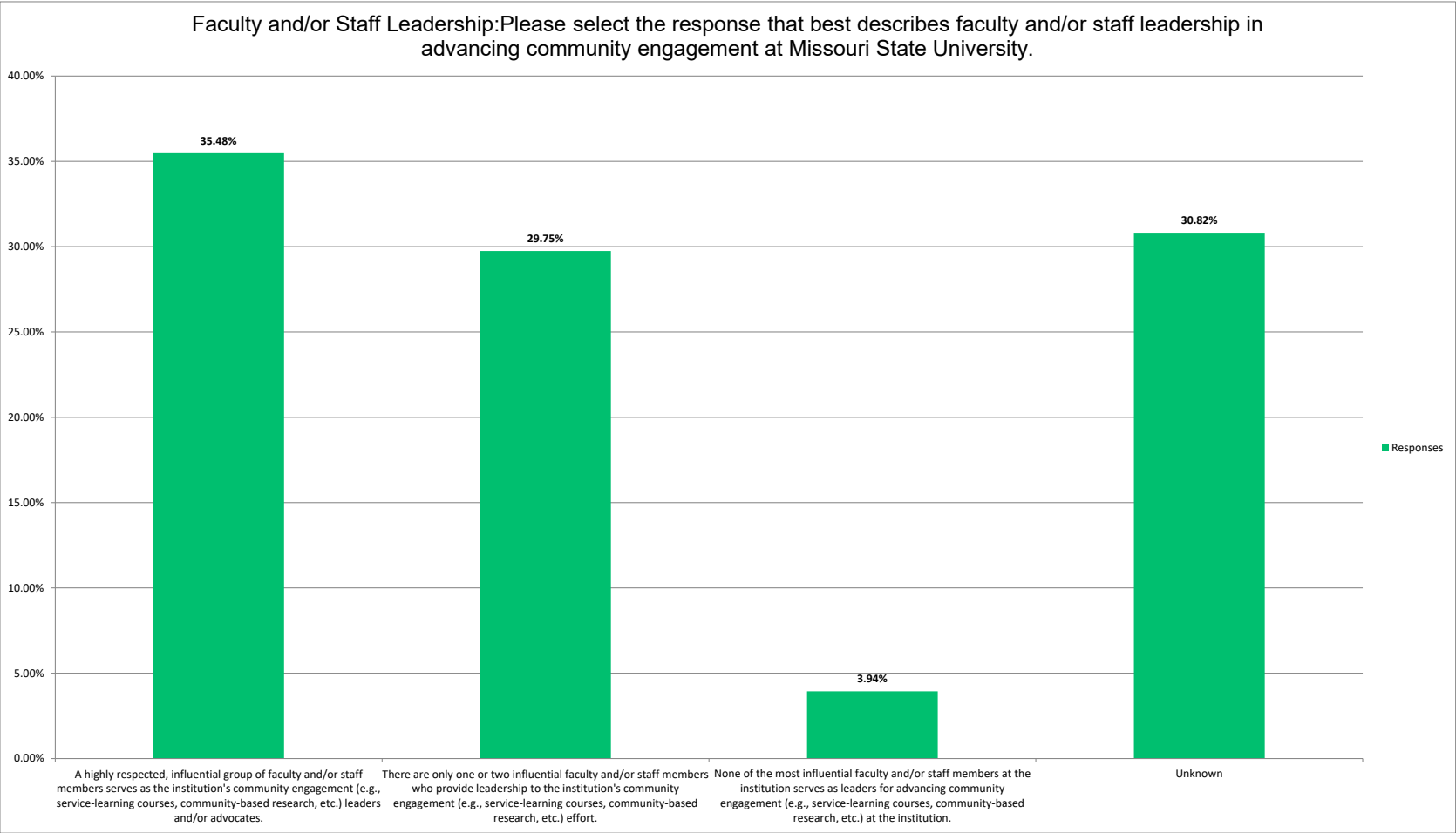
Answer Choices	Responses		Admin		Dean/Dept Head		Faculty		Staff		Students	
A substantial number of influential faculty and/or staff members participate as instructors, supporters, and advocates of community engagement (e.g., service-learning courses, community-based research, etc.) and supports the infusion of community engagement into their academic programs	29.64%	83	23.08%	6	23.08%	3	30.86%	25	30.82%	49	0.00%	0
While a satisfactory number of faculty and staff members are supportive of community engagement (e.g., service-learning courses, community-based research, etc.), few faculty and/or staff members are advocates for infusing community engagement into the academy	37.14%	104	42.31%	11	53.85%	7	38.27%	31	33.96%	54	100%	1
Very few faculty and/or staff members are instructors, supporters, or advocates of community engagement (e.g., service-learning courses, community-based research, etc.). Few support the strong infusion of community engagement into their academic programs	12.86%	36	19.23%	5	23.08%	3	9.88%	8	12.58%	20	0.00%	0
Unknown	20.36%	57	15.38%	4	0.00%	0	20.99%	17	22.64%	36	0.00%	0
If you would like to leave additional comments and/or examples, please do so here:		10										
Answered		280										
Skipped		128										



Assessment for Institutionalizing Community Engagement in Higher Education at Missouri State University

Faculty and/or Staff Leadership:Please select the response that best describes faculty and/or staff leadership in advancing community engagement at Missouri State University.

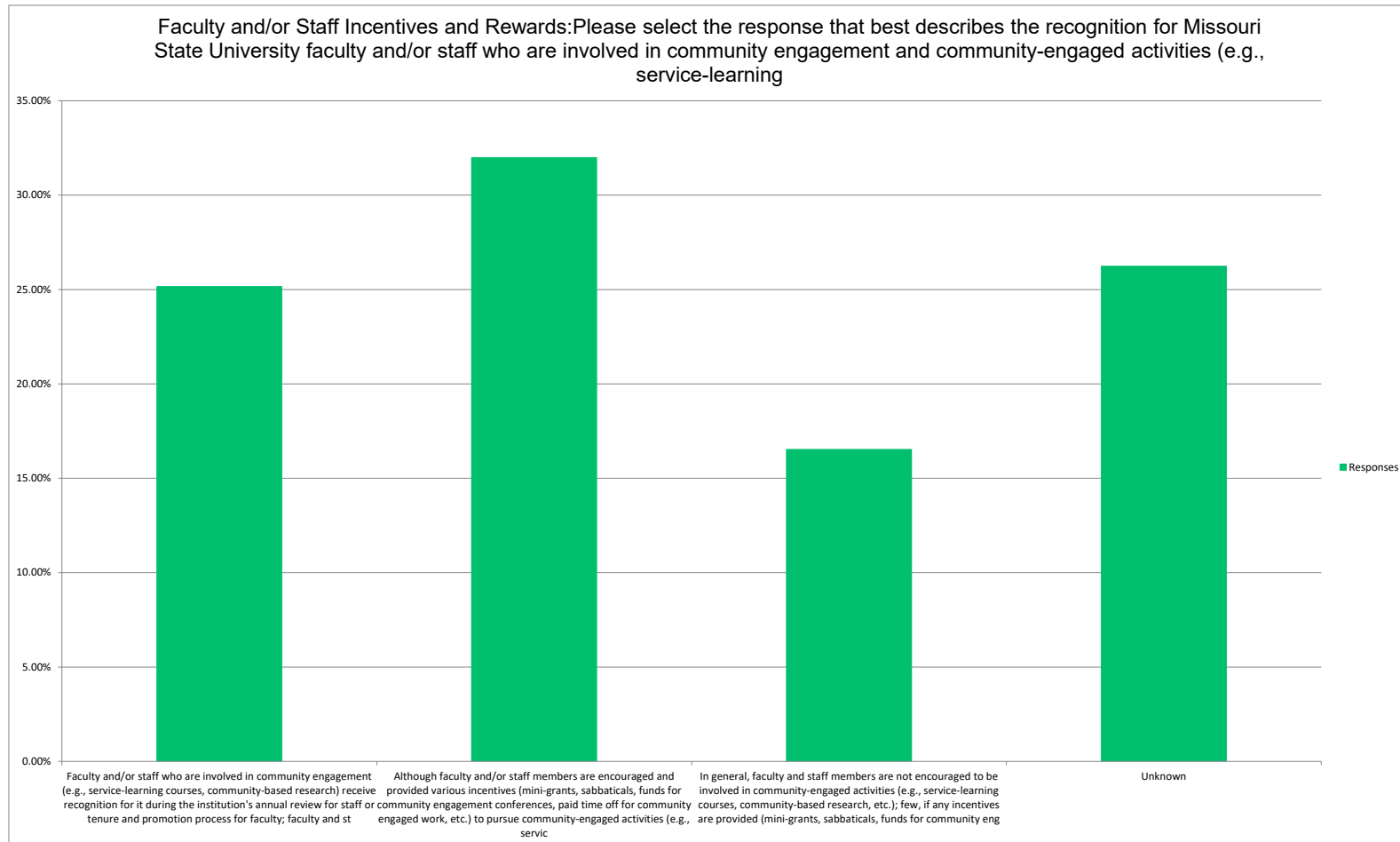
Answer Choices	Responses		Admin		Dean/Dept Head		Faculty		Staff		Students	
A highly respected, influential group of faculty and/or staff members serves as the institution's community engagement (e.g., service-learning courses, community-based research, etc.) leaders and/or advocates.	35.48%	99	34.62%	9	15.38%	2	35.80%	29	37.34%	59	0.00%	0
There are only one or two influential faculty and/or staff members who provide leadership to the institution's community engagement (e.g., service-learning courses, community-based research, etc.) effort.	29.75%	83	46.15%	12	61.54%	8	27.16%	22	25.32%	40	100%	1
None of the most influential faculty and/or staff members at the institution serves as leaders for advancing community engagement (e.g., service-learning courses, community-based research, etc.) at the institution.	3.94%	11	0.00%	0	0.00%	0	6.17%	5	3.80%	6	0.00%	0
Unknown	30.82%	86	19.23%	5	23.08%	3	30.86%	25	33.54%	53	0.00%	0
If you would like to leave additional comments and/or examples, please do so here		8										
Answered		279										
Skipped		129										



Assessment for Institutionalizing Community Engagement in Higher Education at Missouri State University

Faculty and/or Staff Incentives and Rewards:Please select the response that best describes the recognition for Missouri State University faculty and/or staff who are involved in community engagement and community-engaged activities (e.g., service-learning courses, community-based research, etc.).

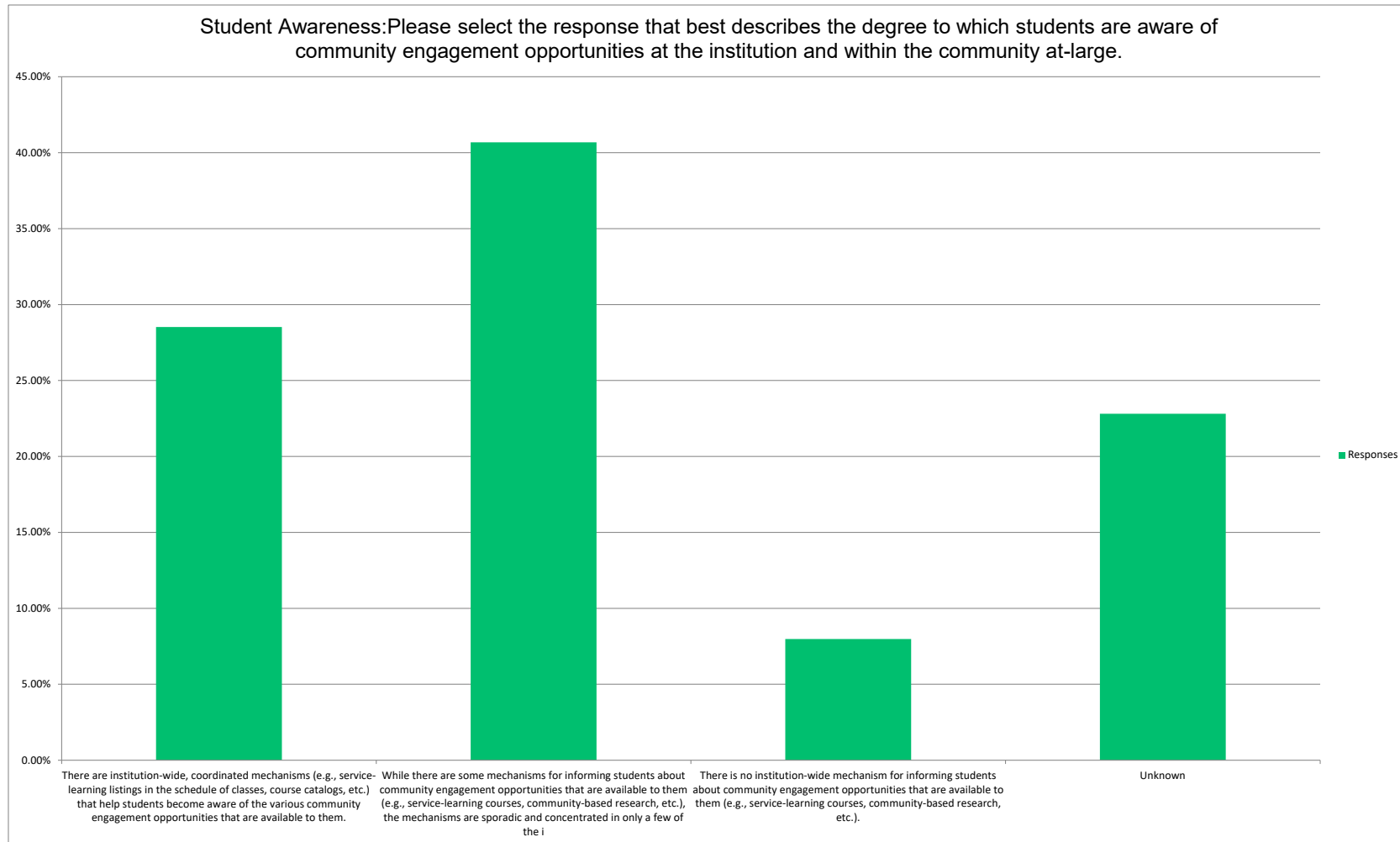
Answer Choices	Responses		Admin		Dean/Dept Head		Faculty		Staff		Students	
Faculty and/or staff who are involved in community engagement (e.g., service-learning courses, community-based research) receive recognition for it during the institution's annual review for staff or community engagement conferences, paid time off for community engaged work, etc.) to pursue community-engaged activities (e.g., service-learning courses, community-based research, etc.).	25.18%	70	15.38%	4	15.38%	2	26.58%	21	27.04%	43	0.00%	0
Although faculty and/or staff members are encouraged and provided various incentives (mini-grants, sabbaticals, funds for community engagement conferences, paid time off for community engaged work, etc.) to pursue community-engaged activities (e.g., service-learning courses, community-based research, etc.).	32.01%	89	38.46%	10	53.85%	7	32.91%	26	28.30%	45	100%	1
In general, faculty and staff members are not encouraged to be involved in community-engaged activities (e.g., service-learning courses, community-based research, etc.); few, if any incentives are provided (mini-grants, sabbaticals, funds for community engaged work, etc.) to pursue community-engaged activities (e.g., service-learning courses, community-based research, etc.).	16.55%	46	30.77%	8	23.08%	3	21.52%	17	11.32%	18	0.00%	0
Unknown	26.26%	73	15.38%	4	7.69%	1	18.99%	15	33.33%	53	0.00%	0
If you would like to leave additional comments and/or examples, please do so here		12										
Answered		278		26		13		79		159		1
Skipped		130		7		6		33		80		4



Assessment for Institutionalizing Community Engagement in Higher Education at Missouri State University

Student Awareness:Please select the response that best describes the degree to which students are aware of community engagement opportunities at the institution and within the community at-large.

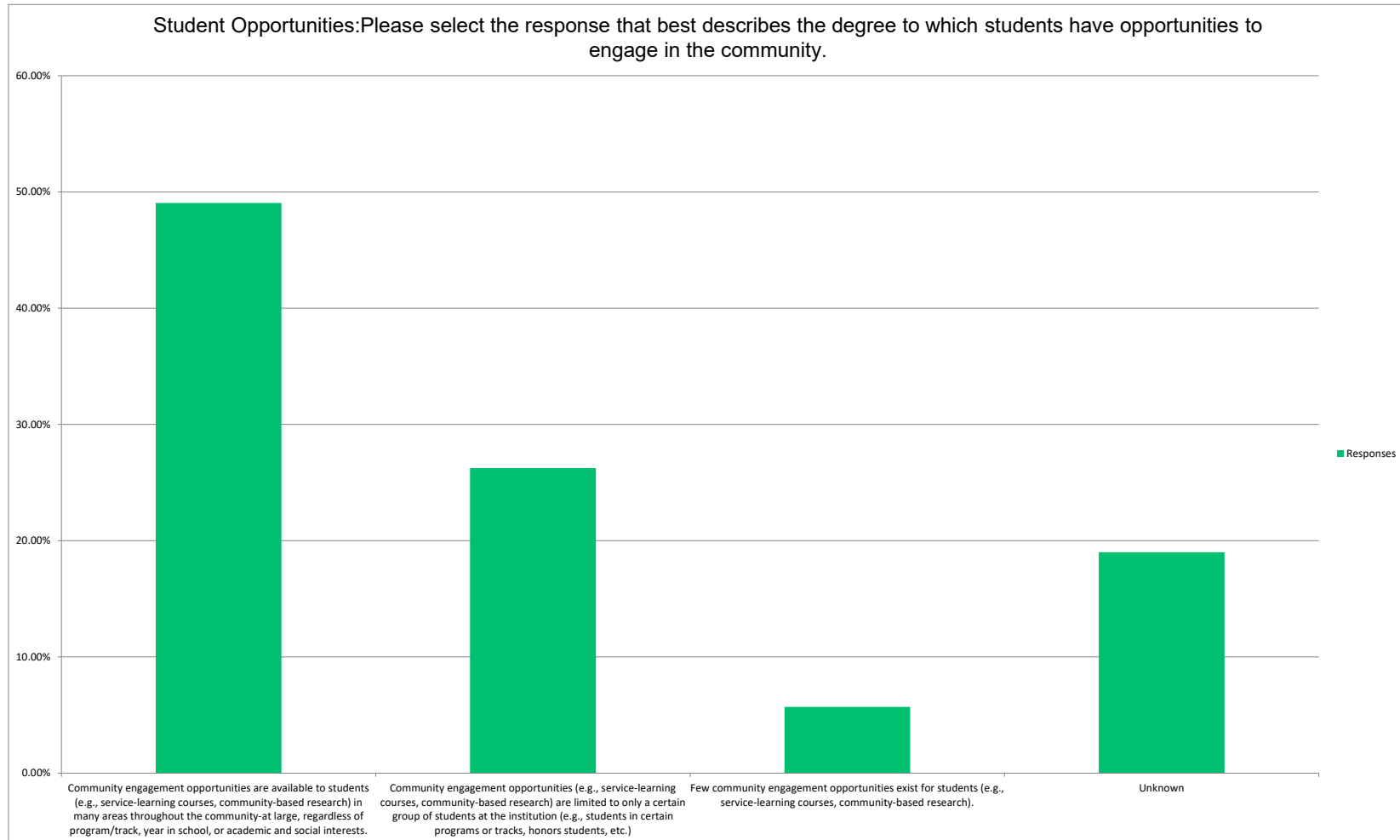
Answer Choices	Responses		Admin		Dean/Dept Head		Faculty		Staff		Students	
There are institution-wide, coordinated mechanisms (e.g., service-learning listings in the schedule of classes, course catalogs, etc.) that help students become aware of the various community engagement opportunities that are available to them.	28.52%	75	23.08%	6	15.38%	2	18.92%	14	35.57%	53	0.00%	0
While there are some mechanisms for informing students about community engagement opportunities that are available to them (e.g., service-learning courses, community-based research, etc.), the mechanisms are sporadic and concentrated in only a few of the i	40.68%	107	57.69%	15	46.15%	6	48.65%	36	32.89%	49	100%	1
There is no institution-wide mechanism for informing students about community engagement opportunities that are available to them (e.g., service-learning courses, community-based research, etc.).	7.98%	21	0.00%	0	23.08%	3	10.81%	8	6.71%	10	0.00%	0
Unknown	22.81%	60	19.23%	5	15.38%	2	21.62%	18	24.83%	37	0.00%	0
If you would like to leave additional comments and/or examples, please do so here		10										
Answered		263		26		13		74		149		1
Skipped		145		7		6		38		90		4



Assessment for Institutionalizing Community Engagement in Higher Education at Missouri State University

Student Opportunities:Please select the response that best describes the degree to which students have opportunities to engage in the community.

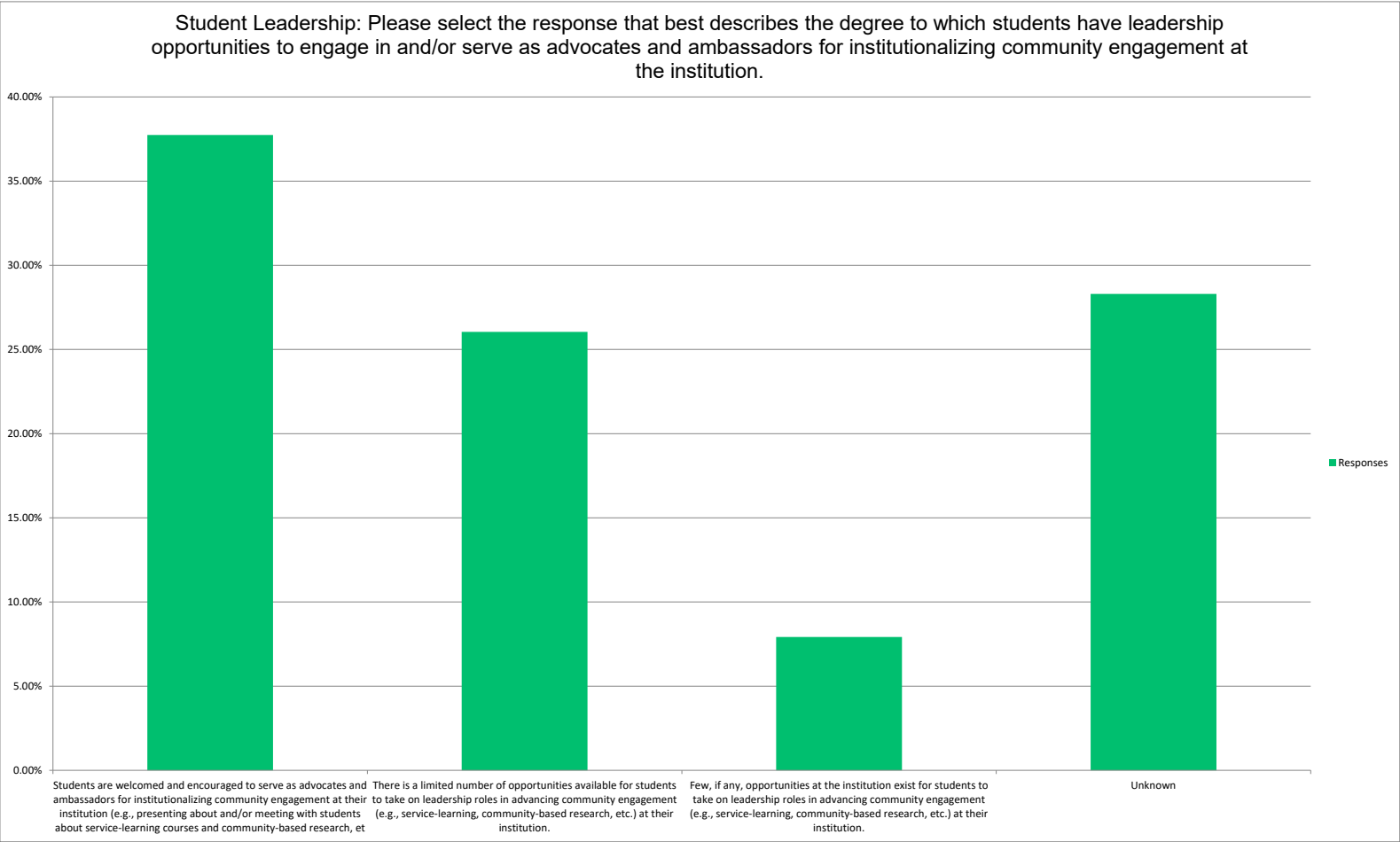
Answer Choices	Responses		Admin		Dean/Dept Head		Faculty		Staff		Students	
Community engagement opportunities are available to students (e.g., service-learning courses, community-based research) in many areas throughout the community-at large, regardless of program/track, year in school, or academic and social interests.	49.05%	129	46.15%	12	46.15%	6	40.54%	30	54.36%	81	0.00%	0
Community engagement opportunities (e.g., service-learning courses, community-based research) are limited to only a certain group of students at the institution (e.g., students in certain programs or tracks, honors students, etc.)	26.24%	69	46.15%	12	15.38%	2	36.49%	27	18.12%	27	100%	1
Few community engagement opportunities exist for students (e.g., service-learning courses, community-based research).	5.70%	15	0.00%	0	7.69%	2	8.11%	6	5.37%	8	0.00%	0
Unknown	19.01%	50	7.69%	2	30.77%	4	14.86%	11	22.15%	33	0.00%	0
If you would like to leave additional comments and/or examples, please do so here:		9										
Answered		263		26		13		74		149		1
Skipped		145		7		6		38		90		4



Assessment for Institutionalizing Community Engagement in Higher Education at Missouri State University

Student Leadership: Please select the response that best describes the degree to which students have leadership opportunities to engage in and/or serve as advocates and ambassadors for institutionalizing community engagement at the institution.

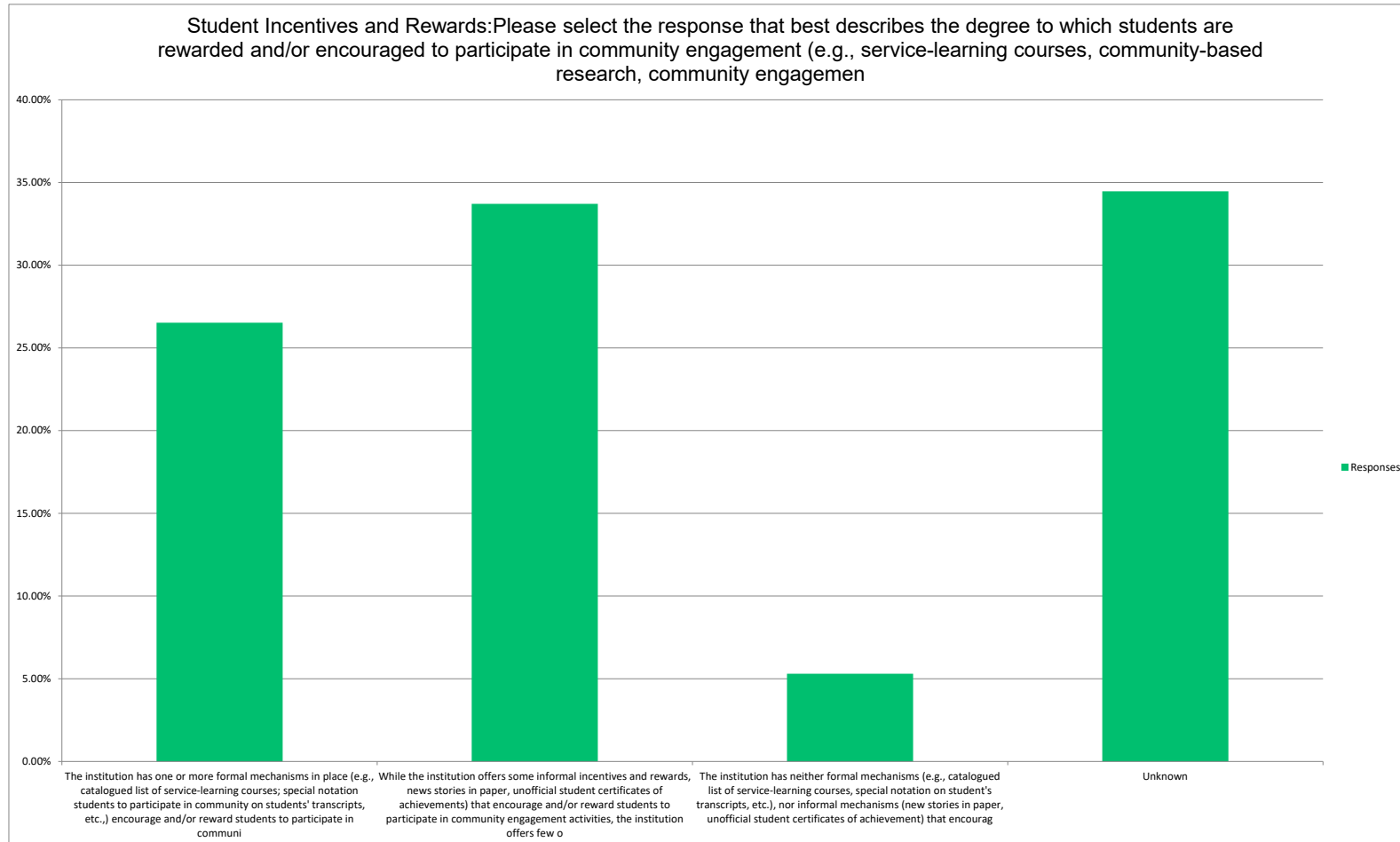
Answer Choices	Responses		Admin		Dean/Dept Head		Faculty		Staff		Students	
Students are welcomed and encouraged to serve as advocates and	37.74%	100	46.15%	12	23.08%	3	35.14%	26	39.07%	59	0.00%	0
There is a limited number of opportunities available for students to take	26.04%	69	19.23%	5	38.46%	5	28.38%	21	24.50%	37	100%	1
Few, if any, opportunities at the institution exist for students to take c	7.92%	21	7.69%	2	7.69%	1	10.81%	8	6.62%	10	0.00%	0
Unknown	28.30%	75	29.92%	7	30.77%	4	25.68%	19	29.80%	45	0.00%	0
If you would like to leave additional comments and/or examples, please do so here												
Answered												26
Skipped												7
												13
												6
												74
												151
												38
												88
												1
												4



Assessment for Institutionalizing Community Engagement in Higher Education at Missouri State University

Student Incentives and Rewards:Please select the response that best describes the degree to which students are rewarded and/or encouraged to participate in community engagement (e.g., service-learning courses, community-based research, community engagement activities) within the community at-large.

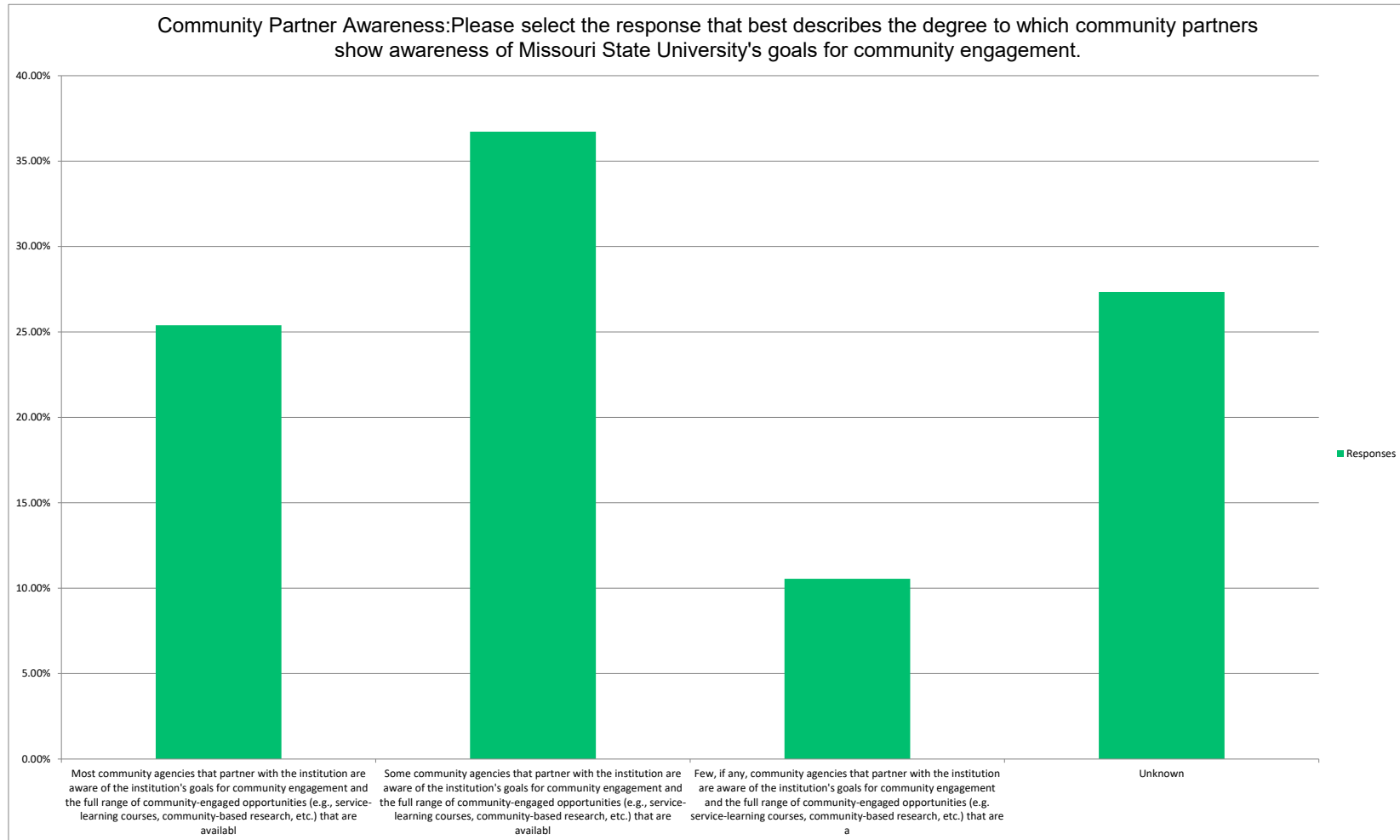
Answer Choices	Responses		Admin		Dean/Dept Head		Faculty		Staff		Students	
The institution has one or more formal mechanisms in place (e.g., catalogued list of service-learning courses; special notation on student's transcripts, etc.) encourage and/or reward students to participate in community	26.52%	70	26.92%	7	7.69%	1	24.32%	18	29.33%	44	0.00%	0
While the institution offers some informal incentives and rewards, new stories in paper, unofficial student certificates of achievements) that encourage and/or reward students to participate in community engagement activities, the institution offers few o	33.71%	89	38.46%	10	69.23%	9	35.14%	26	28.67%	43	100%	1
The institution has neither formal mechanisms (e.g., catalogued list of service-learning courses, special notation on student's transcripts, etc.), nor informal mechanisms (new stories in paper, unofficial student certificates of achievement) that encourage	5.30%	14	3.85%	1	7.69%	1	6.76%	5	4.67%	7	0.00%	0
Unknown	34.47%	91	30.77%	8	15.38%	2	33.78%	25	37.33%	56	0.00%	0
If you would like to leave additional comments and/or examples, please do so here		5										
Answered		264		26		13		74		150		1
Skipped		144		7		6		38		89		4



Assessment for Institutionalizing Community Engagement in Higher Education at Missouri State University

Community Partner Awareness:Please select the response that best describes the degree to which community partners show awareness of Missouri State University's goals for community engagement.

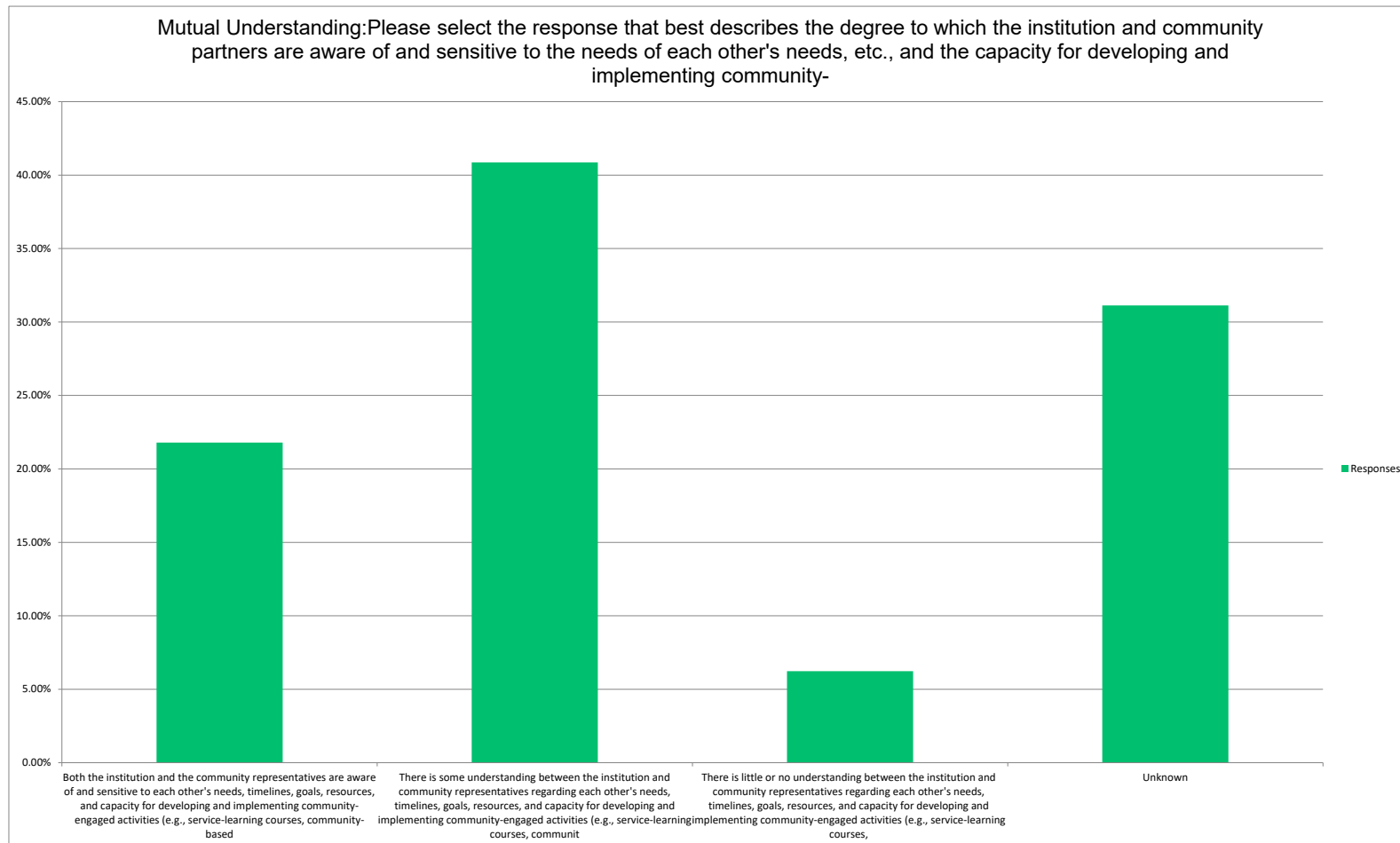
Answer Choices	Responses		Admin		Dean/Dept Head		Faculty		Staff		Students	
Most community agencies that partner with the institution are aware c	25.39%	65	11.54%	3	0.00%	0	28.77%	21	28.47%	41	0.00%	0
Some community agencies that partner with the institution are aware	36.72%	94	57.69%	15	66.67%	8	31.51%	23	32.64%	47	100%	1
Few, if any, community agencies that partner with the institution are a	10.55%	27	7.69%	2	16.67%	2	12.33%	9	9.72%	14	0.00%	0
Unknown	27.34%	70	23.08%	6	16.67%	2	27.40%	20	29.17%	42	0.00%	0
If you would like to leave additional comments and/or examples, please do so here:												
		6										
	Answered	256		26		12		73		144		1
	Skipped	152		7		7		39		95		4



Assessment for Institutionalizing Community Engagement in Higher Education at Missouri State University

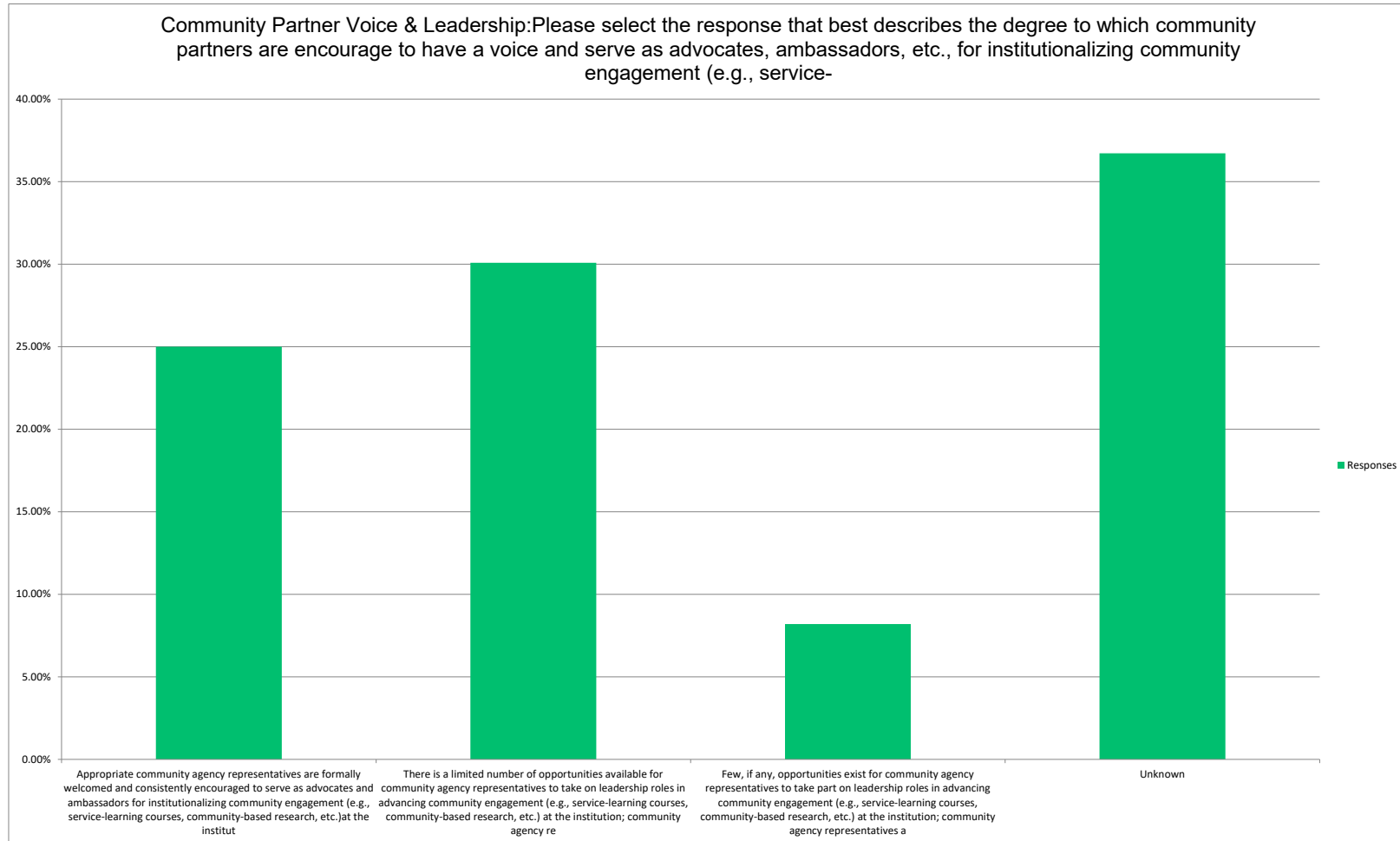
Mutual Understanding:Please select the response that best describes the degree to which the institution and community partners are aware of and sensitive to the needs of each other's needs, etc., and the capacity for developing and implementing community-engaged activities (e.g., service-learning courses, community-based research, etc.), and that both parties have an agreement between the institution and the community on the goals for engagement.

Answer Choices	Responses		Admin		Dean/Dept Head		Faculty		Staff		Students	
Both the institution and the community representatives are aware of	21.79%	56	7.69%	2	8.33%	1	20.27%	15	26.39%	38	0.00%	0
There is some understanding between the institution and community	40.86%	105	69.23%	18	83.33%	10	40.54%	30	31.94%	46	100%	1
There is little or no understanding between the institution and commi	6.23%	16	0.00%	0	8.33%	1	9.46%	7	5.56%	8	0.00%	0
Unknown	31.13%	80	23.08%	6	0.00%	0	29.73%	22	36.11%	52	0.00%	0
If you would like to leave additional comments and/or examples, please do so here		4										
Answered		257		26		12		74		144		1
Skipped		151		7		7		38		95		4



Community Partner Voice & Leadership: Please select the response that best describes the degree to which community partners are encouraged to have a voice and serve as advocates, ambassadors, etc., for institutionalizing community engagement (e.g., service-learning courses, community-based research, etc.) at the institution.

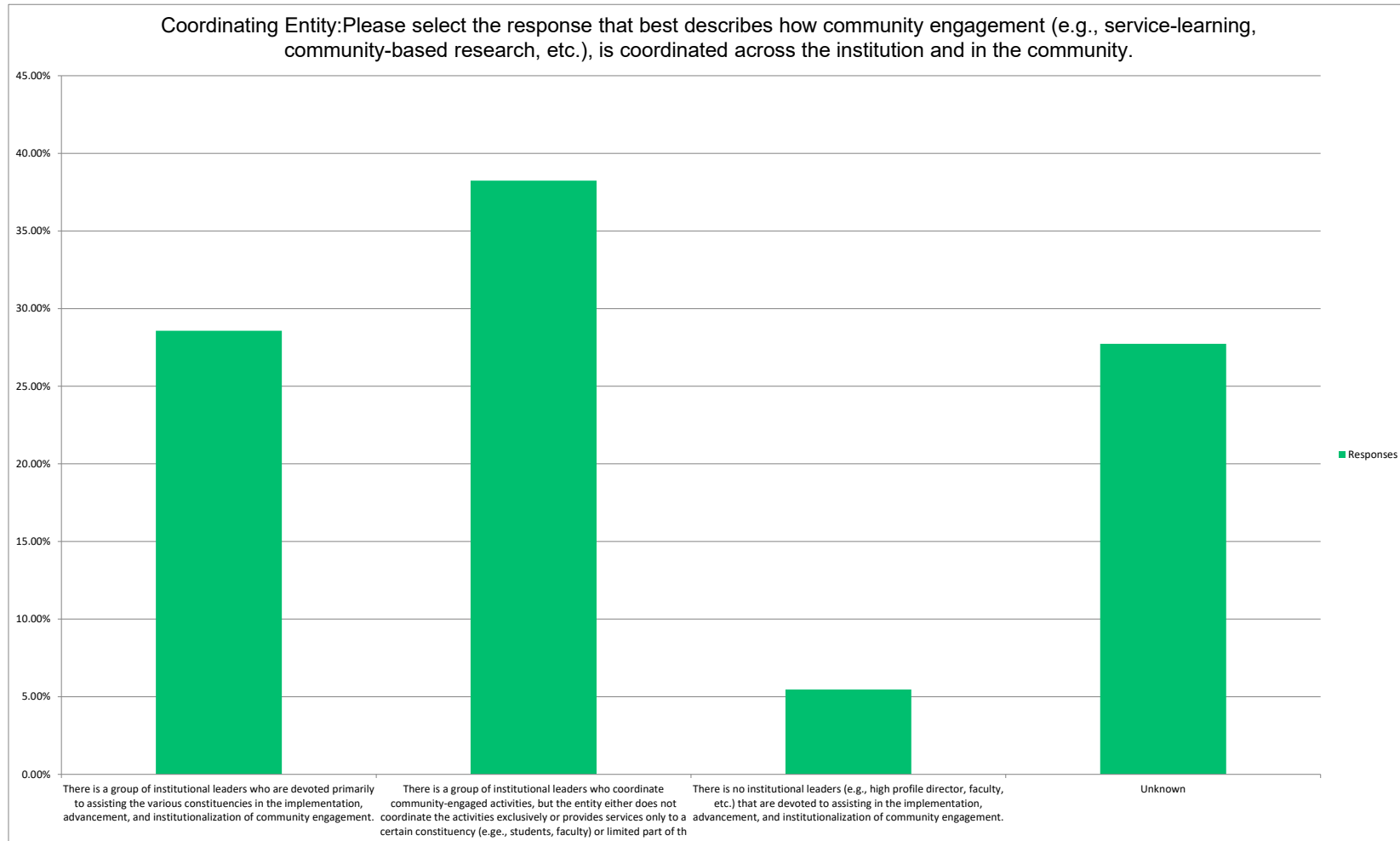
Answer Choices	Responses		Admin		Dean/Dept Head		Faculty		Staff		Students	
Appropriate community agency representatives are formally welcomed by the community agency.	25.00%	64	15.38%	4	0.00%	0	24.32%	18	29.37%	42	0.00%	0
There is a limited number of opportunities available for community agency representatives.	30.08%	77	57.69%	15	83.33%	10	29.73%	22	20.28%	29	100%	1
Few, if any, opportunities exist for community agency representatives.	8.20%	21	7.69%	2	8.33%	1	12.16%	9	6.29%	9	0.00%	0
Unknown	36.72%	94	19.23%	5	8.33%	1	33.78%	25	44.06%	63	0.00%	0
If you would like to leave additional comments and/or examples, please do so here:		5										
Answered	256			26		12		74		143		1
Skipped	152			7		7		38		96		4



Assessment for Institutionalizing Community Engagement in Higher Education at Missouri State University

Coordinating Entity: Please select the response that best describes how community engagement (e.g., service-learning, community-based research, etc.), is coordinated across the institution and in the community.

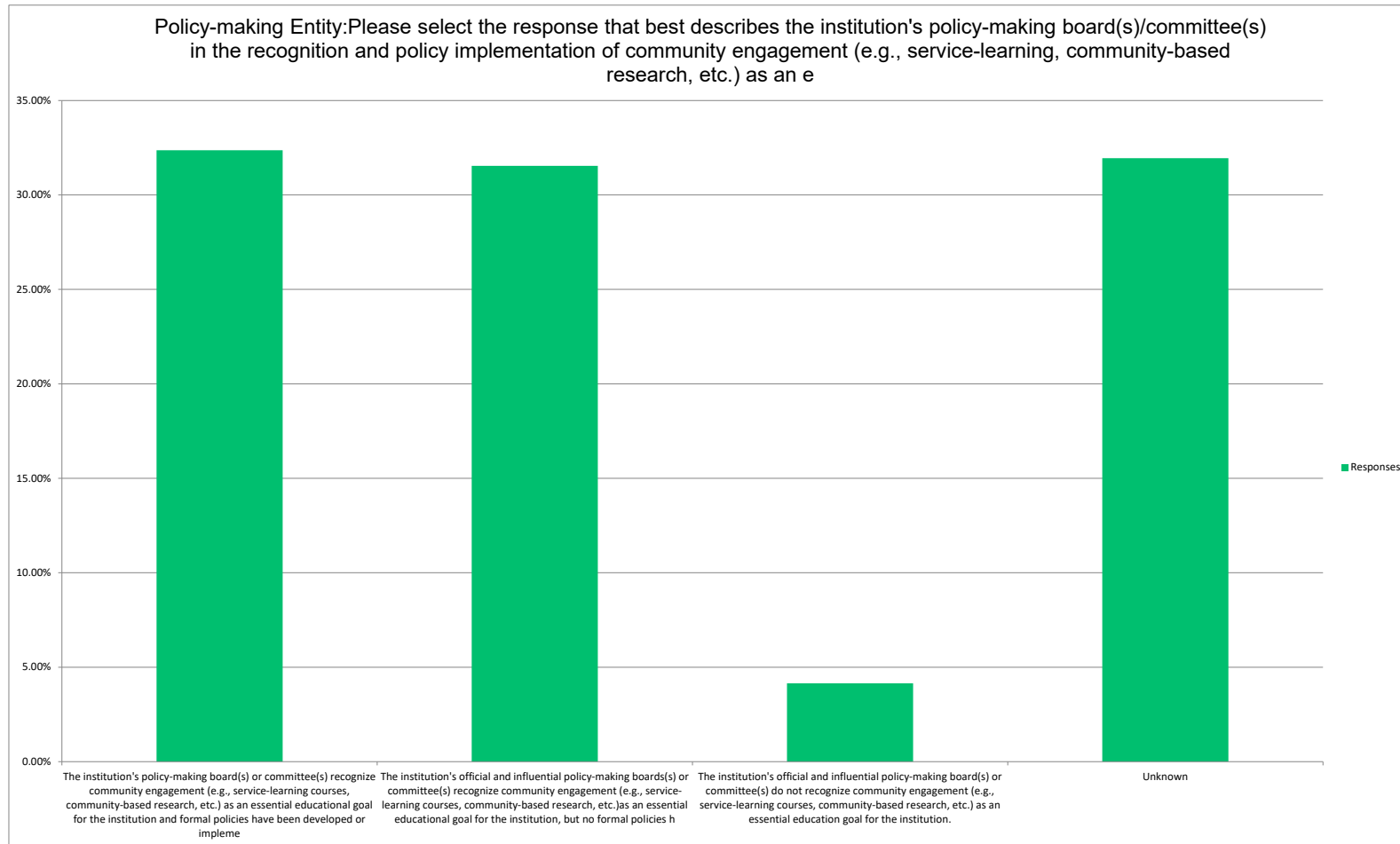
Answer Choices	Responses		Admin		Dean/Dept Head		Faculty		Staff		Students	
There is a group of institutional leaders who are devoted primarily to :	28.57%	68	23.81%	5	16.67%	2	29.58%	21	30.08%	40	0.00%	0
There is a group of institutional leaders who coordinate community-er	38.24%	91	66.67%	14	58.33%	7	28.17%	20	36.84%	49	100%	1
There is no institutional leaders (e.g., high profile director, faculty, etc	5.46%	13	0.00%	0	8.33%	1	9.86%	7	3.76%	5	0.00%	0
Unknown	27.73%	66	9.52%	2	16.67%	2	32.39%	23	29.32%	39	0.00%	0
If you would like to leave additional comments and/or examples, please do so here:		7										
Answered		238		21		12		71		133		1
Skipped		170		12		7		41		106		4



Assessment for Institutionalizing Community Engagement in Higher Education at Missouri State University

Policy-making Entity:Please select the response that best describes the institution's policy-making board(s)/committee(s) in the recognition and policy implementation of community engagement (e.g., service-learning, community-based research, etc.) as an essential educational goal for the institution and the student's learning.

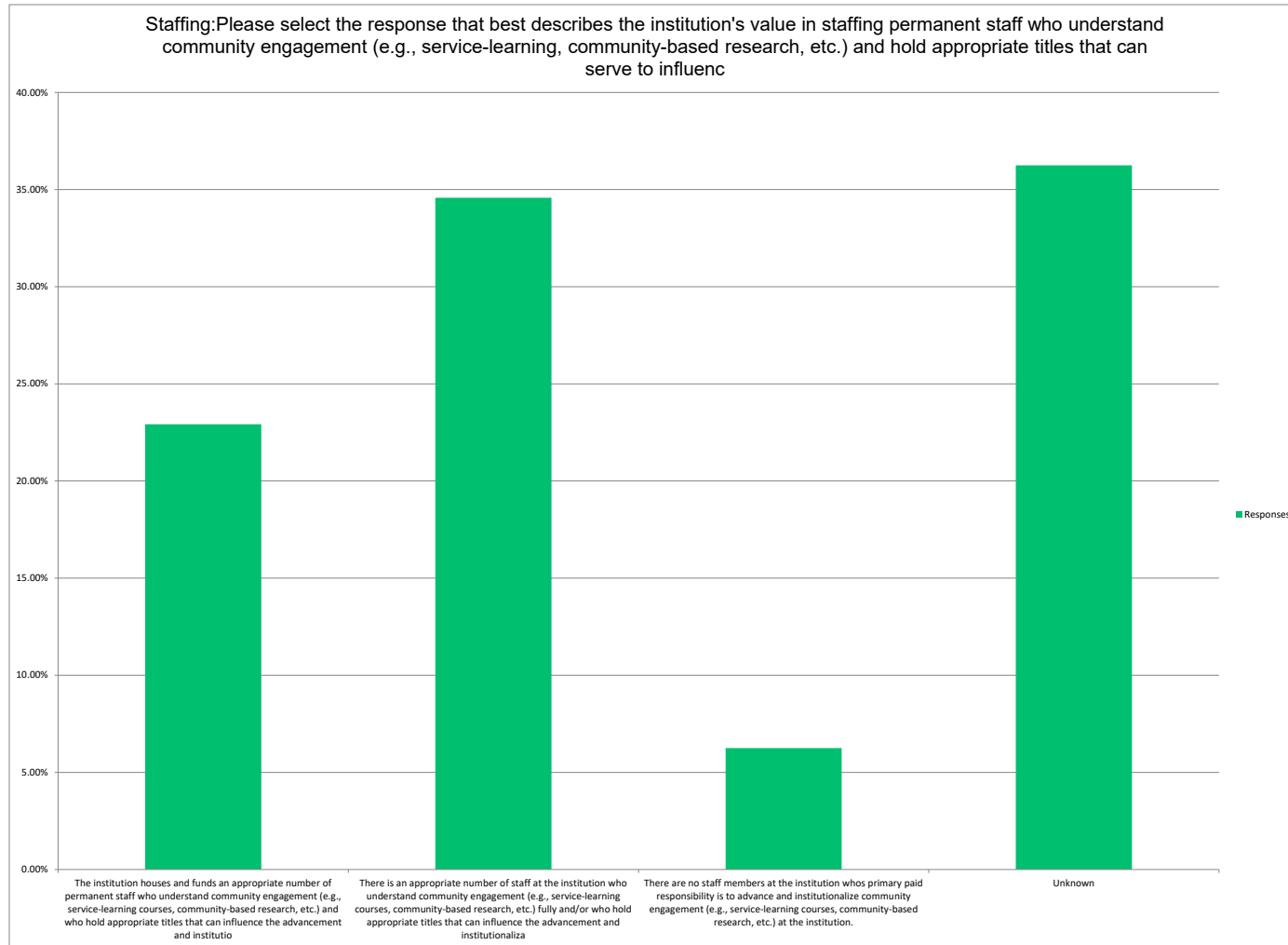
Answer Choices	Responses	Admin	Dean/Dept Head	Faculty	Staff	Students
The institution's policy-making board(s) or committee(s) recognize community engagement (e.g., service-learning courses, community-based research, etc.) as an essential educational goal for the institution and formal policies have been developed or implemented	32.37% 78	9.09% 2	50.00% 6	26.03% 19	38.35% 51	0.00% 0
The institution's official and influential policy-making boards(s) or committee(s) recognize community engagement (e.g., service-learning courses, community-based research, etc.) as an essential educational goal for the institution, but no formal policies have been developed or implemented	31.54% 76	63.64% 14	25.00% 3	35.62% 26	24.06% 32	100% 1
The institution's official and influential policy-making board(s) or committee(s) do not recognize community engagement (e.g., service-learning courses, community-based research, etc.) as an essential educational goal for the institution	4.15% 10	4.55% 1	8.33% 1	5.48% 4	3.01% 4	0.00% 0
Unknown	31.95% 77	22.73% 5	16.67% 2	32.88% 24	34.59% 46	0.00% 0
If you would like to leave additional comments and/or examples, please do so here	7					
Answered	241	22	12	73	133	1
Skipped	167	11	7	39	106	4



Assessment for Institutionalizing Community Engagement in Higher Education at Missouri State University

Staffing:Please select the response that best describes the institution's value in staffing permanent staff who understand community engagement (e.g., service-learning, community-based research, etc.) and hold appropriate titles that can serve to influence and advance community engagement across the institution.

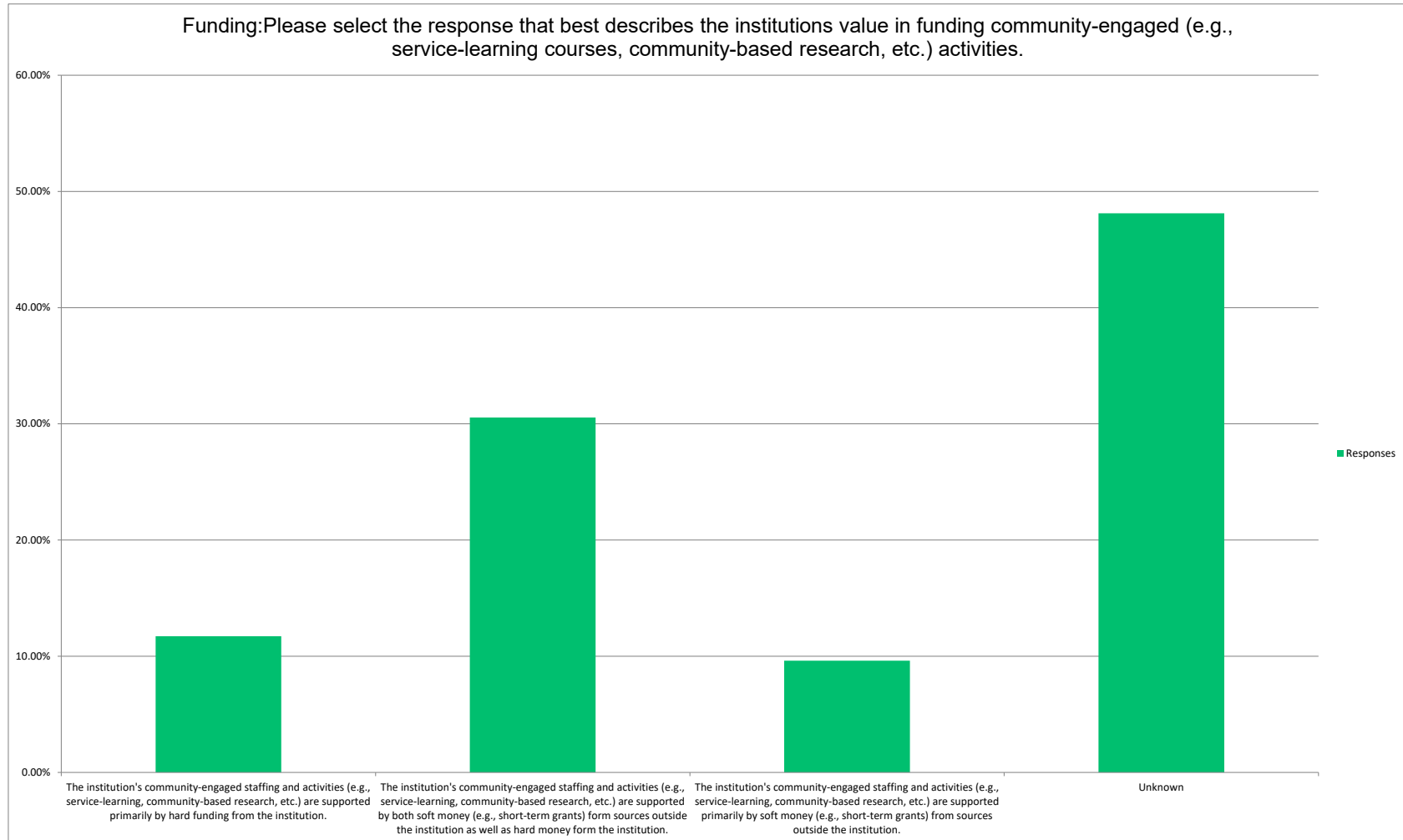
Answer Choices	Responses		Admin		Dean/Dept Head		Faculty		Staff		Students	
The institution houses and funds an appropriate number of permanent staff who understand community engagement (e.g., service-learning courses, community-based research, etc.) and hold appropriate titles that can influence the advancement and institutionalization of community engagement at the institution.	22.92%	55	9.09%	2	33.33%	4	20.83%	15	25.56%	34	0.00%	0
There is an appropriate number of staff at the institution who understand community engagement (e.g., service-learning courses, community-based research, etc.) fully and/or who hold appropriate titles that can influence the advancement and institutionalization of community engagement at the institution.	34.58%	83	68.18%	15	25.00%	3	34.72%	25	29.32%	39	100%	1
There are no staff members at the institution whose primary paid responsibility is to advance and institutionalize community engagement (e.g., service-learning courses, community-based research, etc.) at the institution.	6.25%	15	0.00%	0	0.00%	0	34.72%	5	7.52%	10	0.00%	0
Unknown	36.25%	87	22.73%	5	41.67%	5	34.72%	27	37.59%	50	0.00%	0
If you would like to leave additional comments and/or examples, please do so here:		12										
Answered		240		22		12		72		133		1
Skipped		168		11		7		40		106		4



Assessment for Institutionalizing Community Engagement in Higher Education at Missouri State University

Funding:Please select the response that best describes the institutions value in funding community-engaged (e.g., service-learning courses, community-based research, etc.) activities.

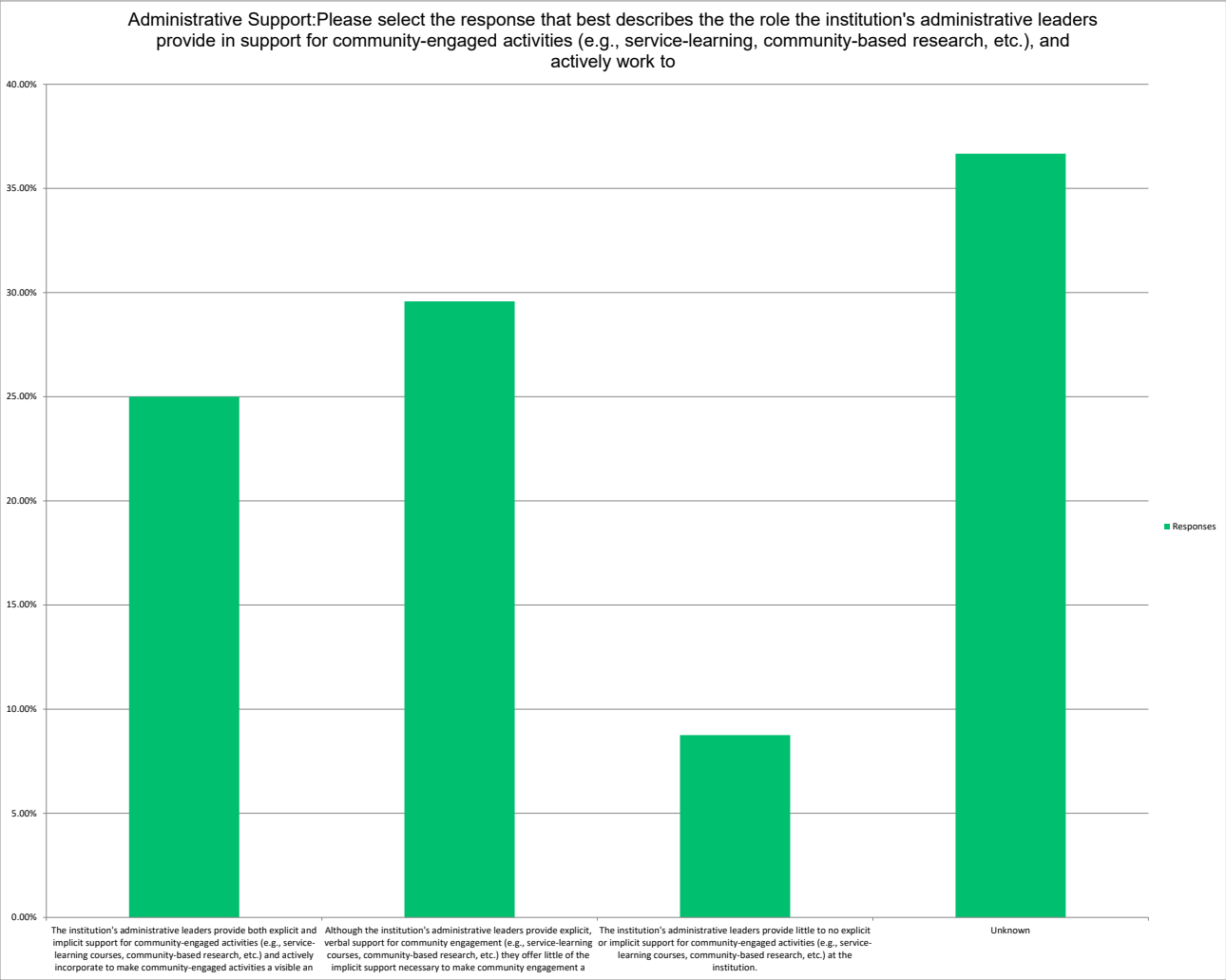
Answer Choices	Responses		Admin		Dean/Dept Head		Faculty		Staff		Students	
The institution's community-engaged staffing and activities (e.g., serv	11.72%	28	13.64%	3	0.00%	0	13.89%	10	11.36%	15	0.00%	0
The institution's community-engaged staffing and activities (e.g., serv	30.54%	73	54.55%	12	50%	6	27.78%	20	26.52%	35	0.00%	0
The institution's community-engaged staffing and activities (e.g., serv	9.62%	23	9.09%	2	8.33%	1	11.11%	8	8.33%	11	100%	1
Unknown	48.12%	115	22.73%	5	41.67%	5	47.22%	34	53.79%	71	0.00%	0
If you would like to leave additional comments and/or examples, please do so here		5										
Answered		239		22		12		72		132		1
Skipped		169		11		7		40		107		4



Assessment for Institutionalizing Community Engagement in Higher Education at Missouri State University

Administrative Support:Please select the response that best describes the role the institution's administrative leaders provide in support for community-engaged activities (e.g., service-learning, community-based research, etc.), and actively work to make community engagement a visible and important part of the institution's work.

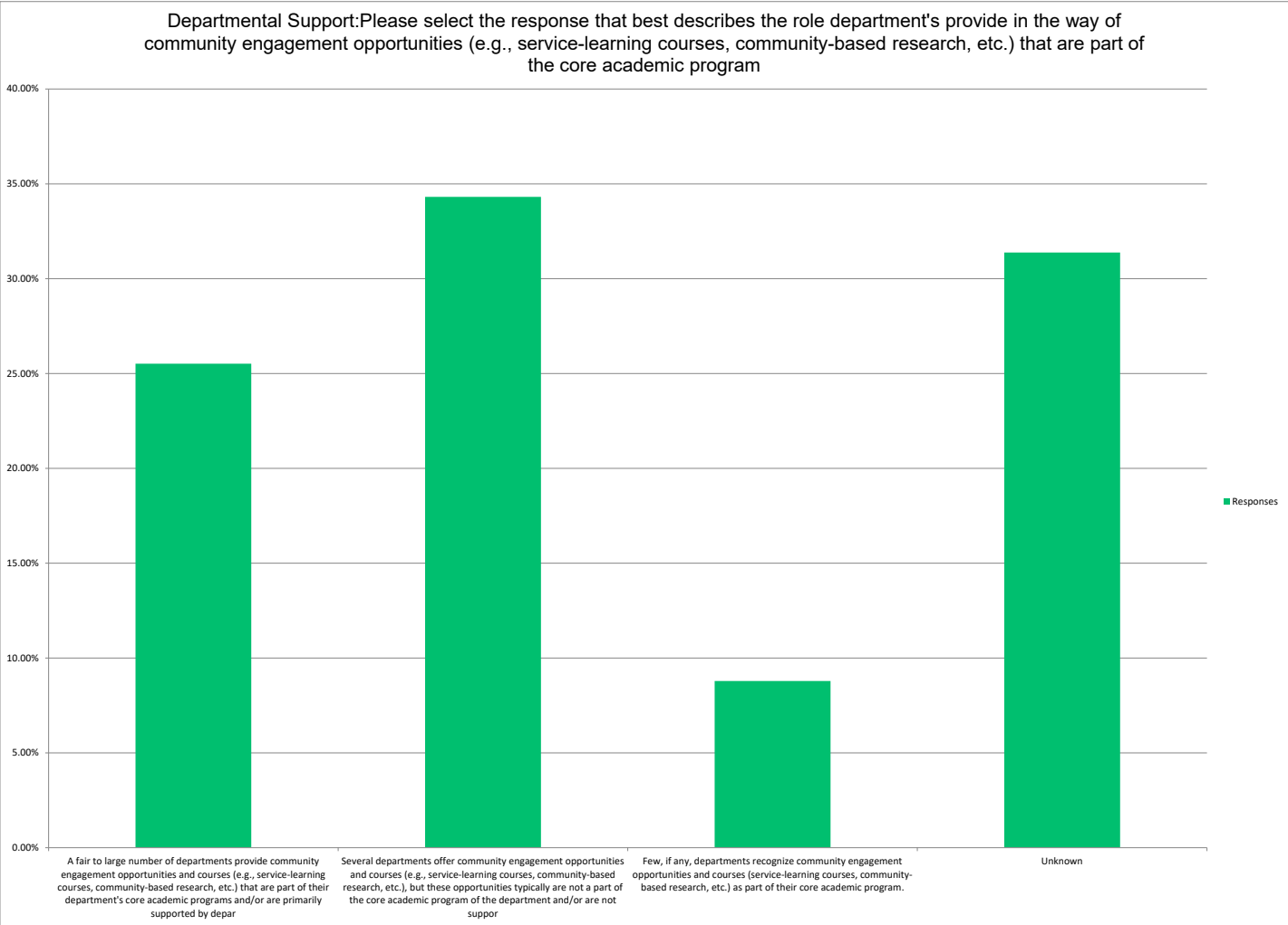
Answer Choices	Responses	Admin	Dean/Dept Head	Faculty	Staff	Students
The institution's administrative leaders provide both explicit and implicit support for community-engaged activities (e.g., service-learning courses, community-based research, etc.) and actively work to make community engagement a visible and important part of the institution's work.	25.00% 60	13.64% 3	16.67% 2	23.61% 17	28.57% 38	0.00% 0
Although the institution's administrative leaders provide explicit, verbal support for community engagement (e.g., service-learning courses, community-based research, etc.) they offer little of the implicit support necessary to make community engagement a	29.58% 71	54.55% 12	33.33% 4	26.39% 19	27.07% 36	0.00% 0
The institution's administrative leaders provide little to no explicit or implicit support for community engagement (e.g., service-learning courses, community-based research, etc.) at the institution.	8.75% 21	13.64% 3	0.00% 0	11.11% 8	6.77% 9	100% 1
Unknown	36.67% 88	18.18% 4	50% 6	38.89% 28	37.59% 50	0.00% 0
If you would like to leave additional comments and/or examples, please do so here:	6					
Answered	240	22	12	72	133	1
Skipped	168	11	7	40	106	4



Assessment for Institutionalizing Community Engagement in Higher Education at Missouri State University

Departmental Support:Please select the response that best describes the role department's provide in the way of community engagement opportunities (e.g., service-learning courses, community-based research, etc.) that are part of the core academic program and/or are primarily supported by department heads.

Answer Choices	Responses		Admin		Dean/Dept Head		Faculty		Staff		Students	
A fair to large number of departments provide community engagement	25.52%	61	22.73%	5	16.67%	2	22.54%	16	28.57%	38	0.00%	0
Several departments offer community engagement opportunities and c	34.31%	82	54.55%	12	66.67%	8	38.03%	27	25.56%	34	100%	1
Few, if any, departments recognize community engagement opportunit	8.79%	21	9.09%	2	0.00%	0	12.68%	9	7.52%	10	0.00%	0
Unknown	31.38%	75	13.64%	3	16.67%	2	26.76%	19	38.35%	51	0.00%	0
If you would like to leave additional comments and/or examples, please do so here:		9										
Answered		239		22		12		71		133		1
Skipped		169		11		7		41		106		4



Assessment for Institutionalizing Community Engagement in Higher Education at Missouri State University

Evaluation and Assessment:Please select the response that best describes the University's efforts to track and account for the number, quality, and impact of community-engaged activities (e.g., service-learning courses, community-based research, etc.), throughout Missouri State University.

Answer Choices	Responses		Admin		Dean/Dept Head		Faculty		Staff		Students	
An ongoing, systematic effort is in place to account for the number, quality, and impact of community-engaged activities (e.g., service-learning courses, community-based research, etc.) that are taking place throughout the institution.	21.43%	51	19.05%	4	9.09%	1	19.44%	14	24.06%	32	0.00%	0
An initiative to account for the number, quality, and impact of community-engaged activities (e.g., service-learning courses, community-based research, etc.) taking place throughout the institution has been proposed.	20.17%	48	38.10%	8	27.27%	3	19.44%	14	17.29%	23	0.00%	0
There is no organized, institution-wide effort underway to account for the number, quality, and impact of community-engaged activities (e.g., service-learning courses, community-based research, etc.) taking place.	14.29%	34	19.05%	4	27.27%	3	19.44%	14	9.02%	12	100%	1
Unknown	44.12%	105	23.81%	5	36.36%	4	41.67%	30	49.62%	66	0.00%	0
If you would like to leave additional comments and/or examples, please do so here:		6										
Answered		238										
Skipped		170										

