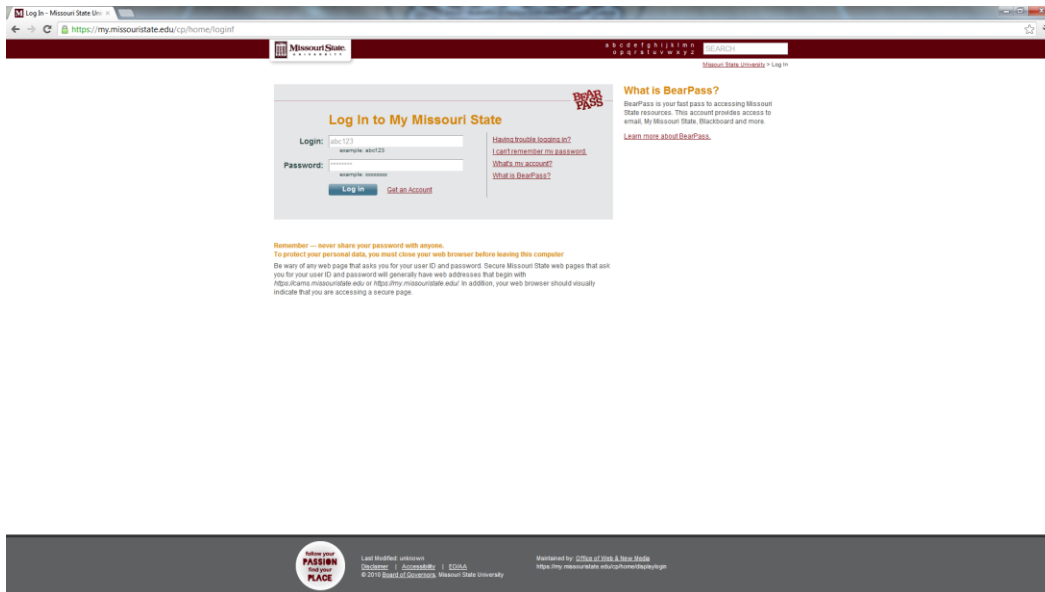


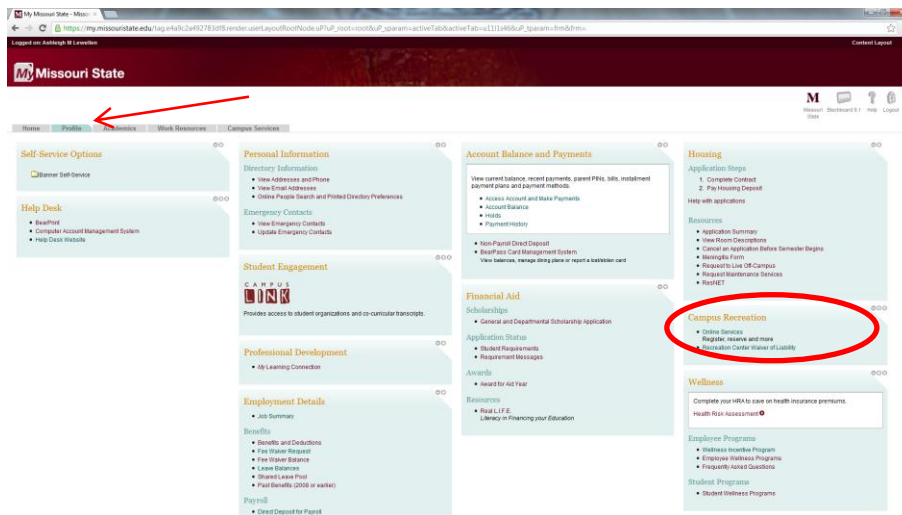
How to Register for an Intramural League

Browse sports you would like to play by visiting the Campus Recreation website
(www.missouristate.edu/recreation)

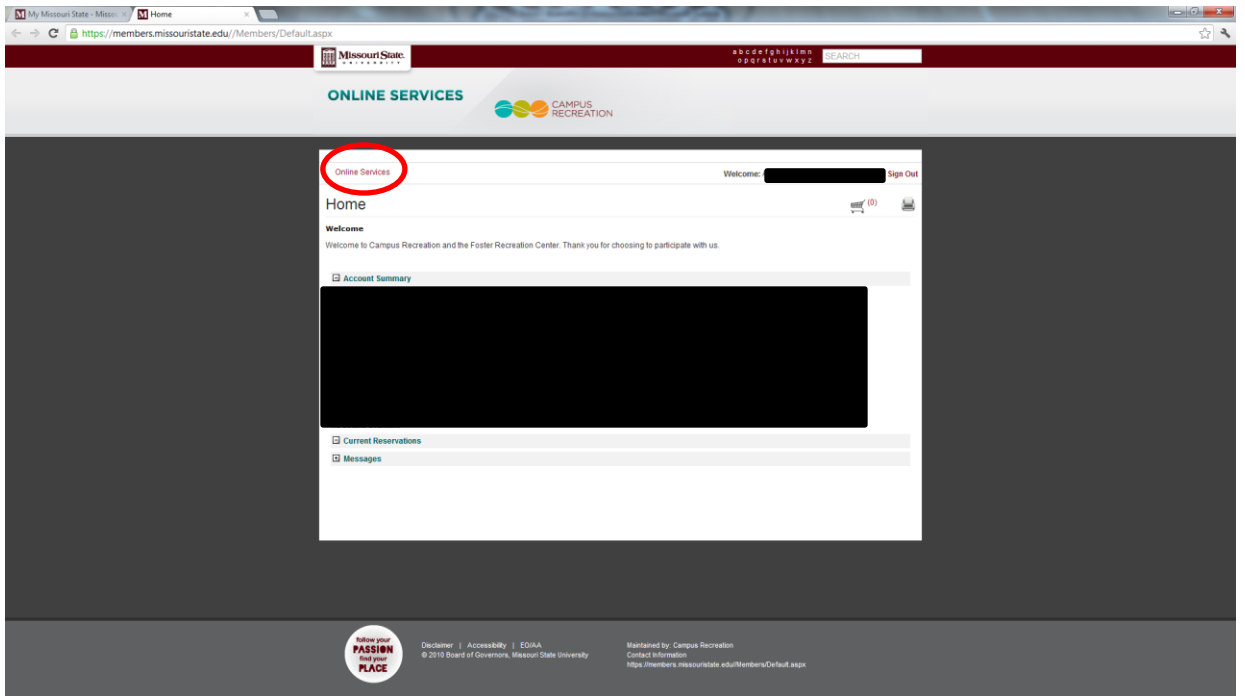
1. Once you have decided log in to www.my.missouristate.edu



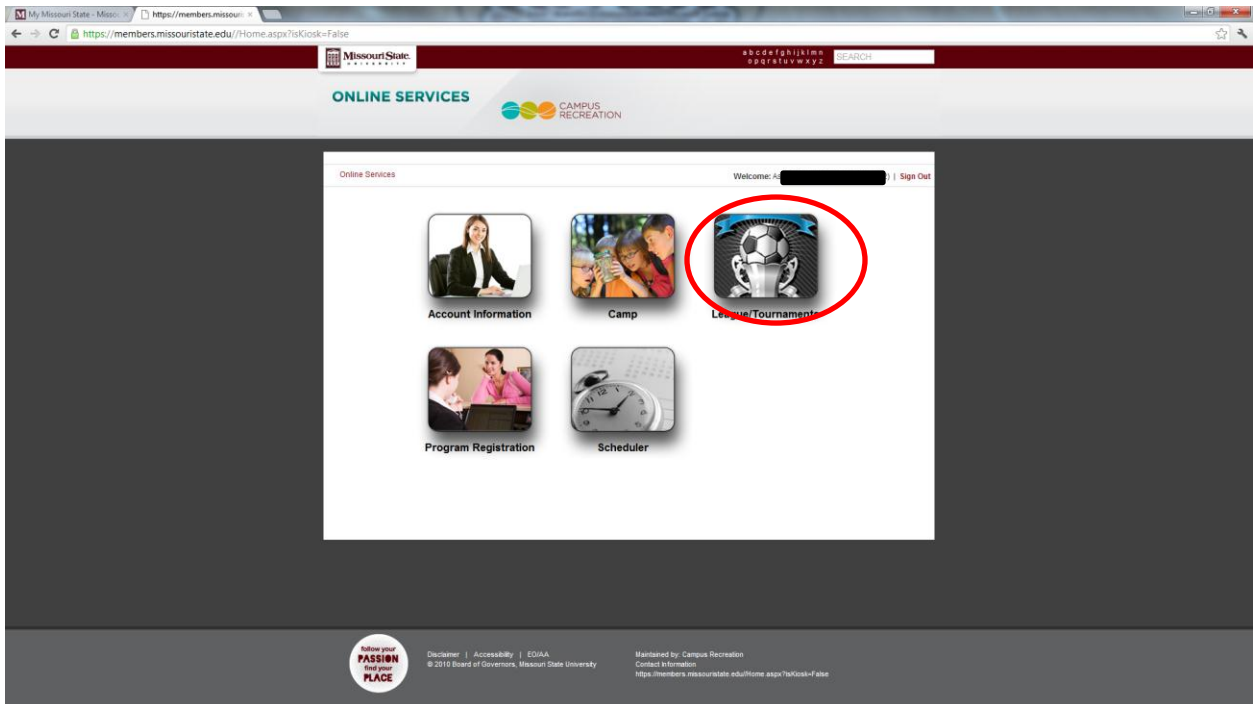
2. Choose the **profile tab** and select **Online Services** under Campus Recreation



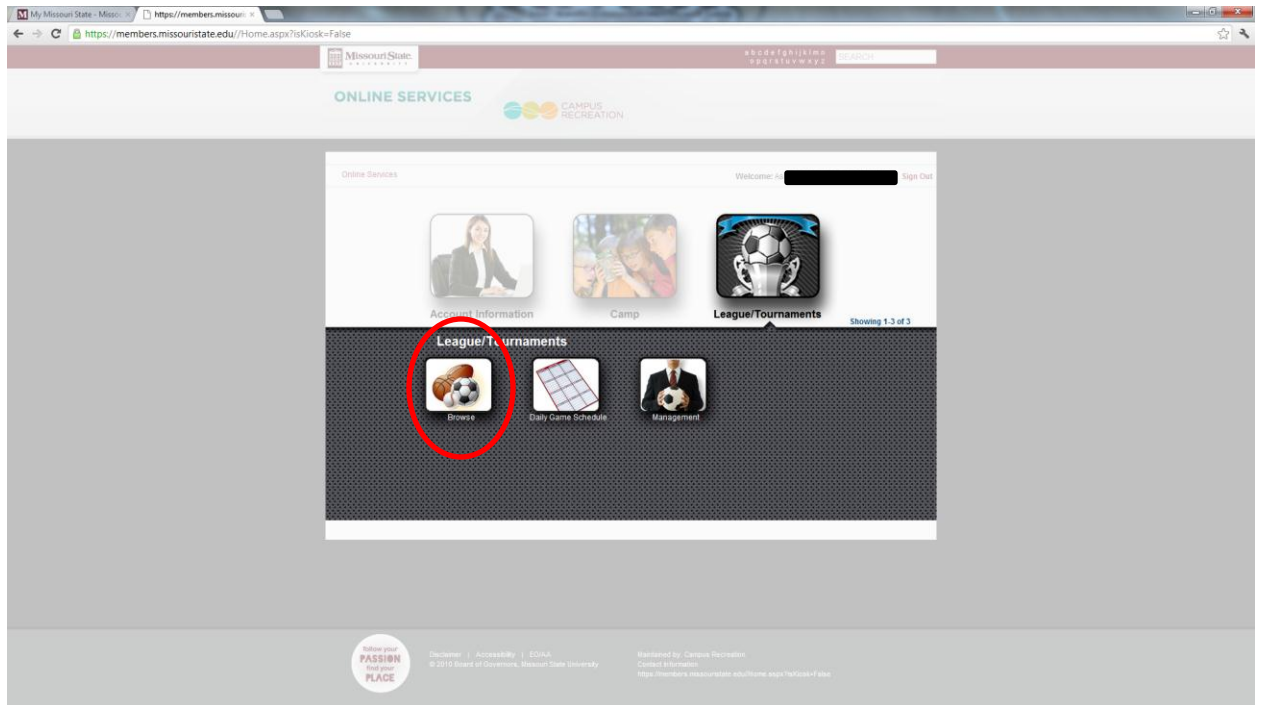
3. Click **online service** once you get the home screen



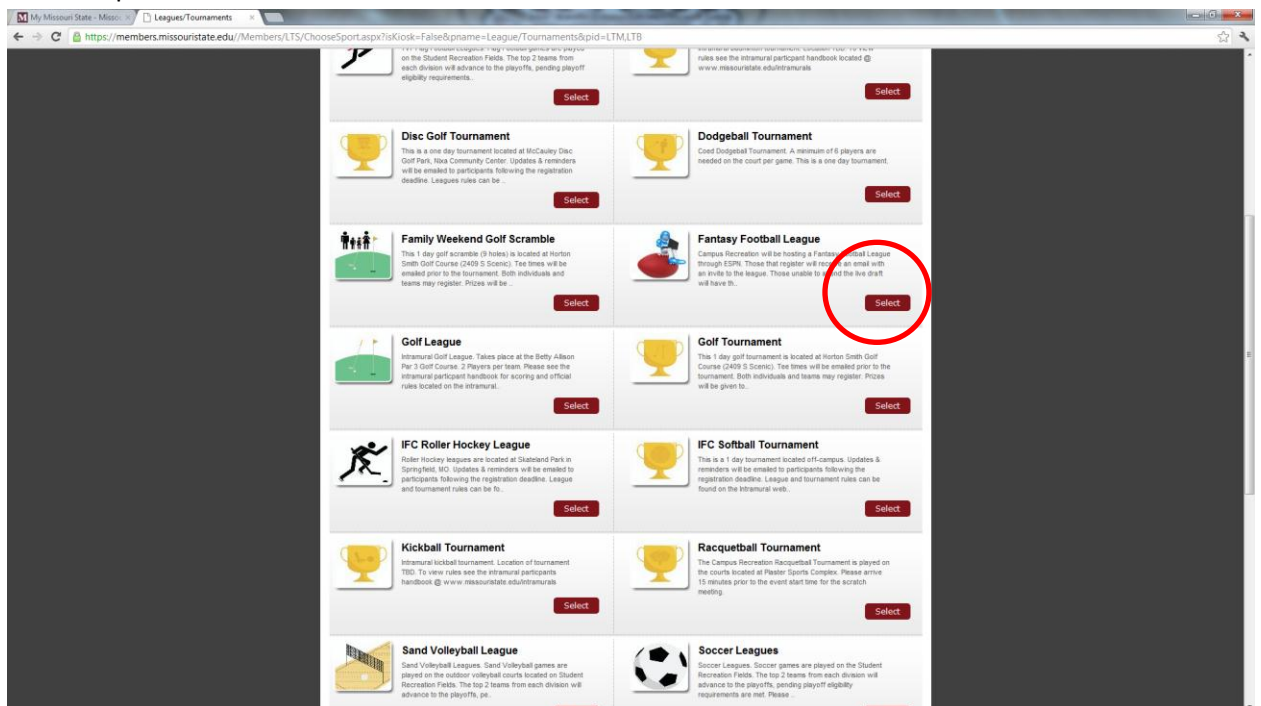
4. Chose the **League/Tournament** Tab



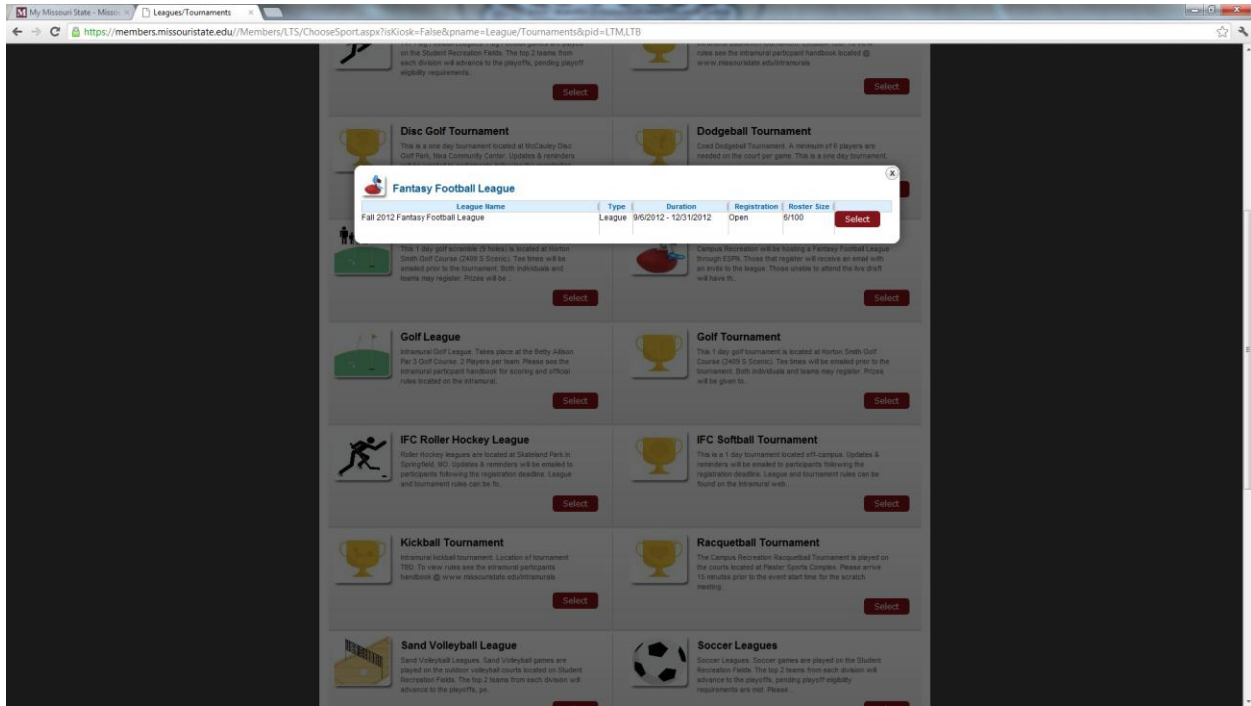
5. Click **Browse** to view available sports (game schedule is not active)



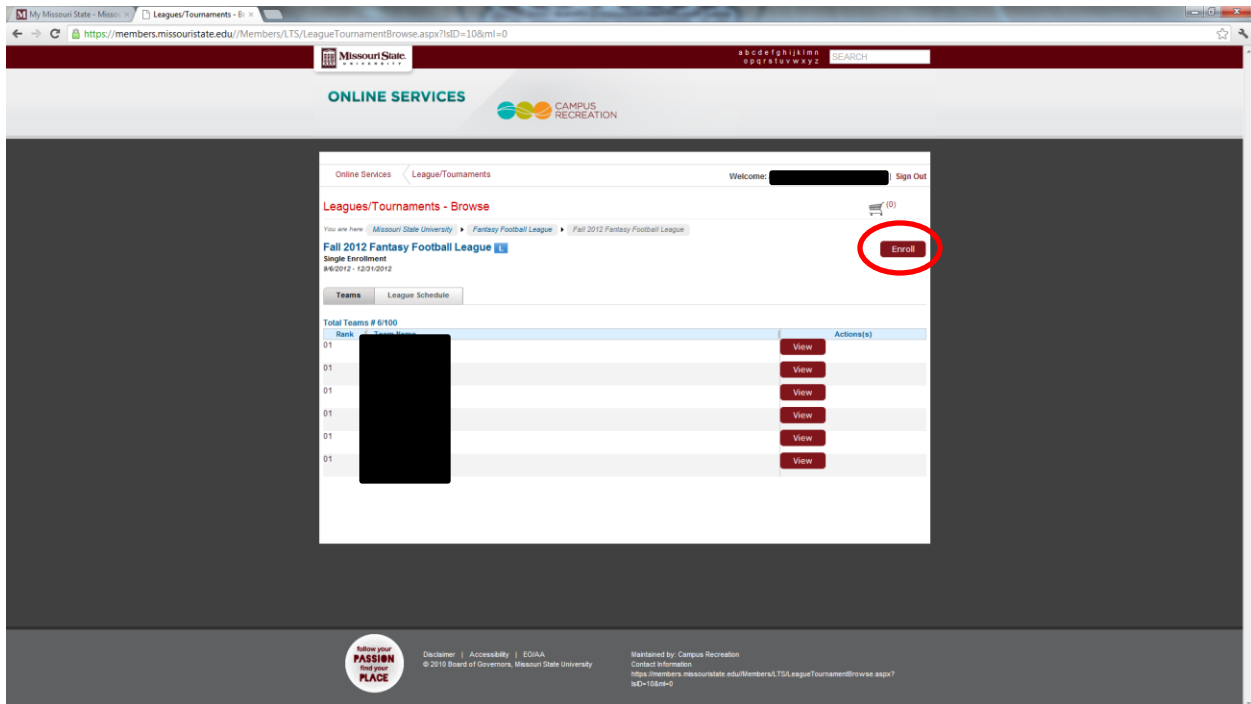
6. Choose Sport



7. Choose League (i.e. Men's, Women's, or Coed)



8. Click Enroll



9. Read Waiver

The screenshot shows a web browser window with the URL <https://members.missouristate.edu/Members/LTS/LeagueTournamentBrowse.aspx?hlD=10&ml=0#>. The page features the Missouri State logo and 'ONLINE SERVICES' and 'CAMPUS RECREATION' headers. A modal window titled 'Enroll - Waiver' is open, displaying the following text:

INTRAMURAL ACTIVITY CONSENT AND RELEASE FORM The undersigned, being the age of 18 or above, desires to participate in the University's Campus recreation programs and aquatic activities described below. I realize the activities are potentially hazardous. I should not enter the program unless I am medically able and properly trained which I represent myself to be. I assume any and all risks associated with the program including, but not limited to, falls, personal injury, collision with other participants, injury due to use of equipment and facilities, and the effects of weather including high heat and/or humidity, all such risks being known and appreciated by me. I attest that I am physically fit to participate in this program. I understand that my participation in the activity is entirely voluntary on my part. Knowing the risks and, in consideration of being permitted to participate in the Campus Recreation aquatic program at the University, I for myself and my personal representatives, heirs and assigns, do hereby hold harmless and release, waive, discharge and covenant not to sue the Board of Governors of Missouri State University, Missouri State University, its Board members, officers, and employees (hereinafter collectively referred to as MISSOURI STATE UNIVERSITY) from any and all claims or liability on account of death, damage, or injury to person or property of the undersigned of any kind or nature whatsoever arising out of, or in any way connected with the undersigned's participation in the program, even though the claim or liability may arise out of the negligence or gross negligence of the Board of Governors of Missouri State University, Missouri State University, its Board members, officers, and employees.

Below the text is an 'Accept & Continue' button. The background of the page shows a table of teams for the 'Fall 2012 Flag Football League' with columns for 'Total Teams #', 'Rank', and 'Team Name'. The table lists four teams: David Wiley, Logan Sullivan, Samantha Simmons, and Zachary Durham.

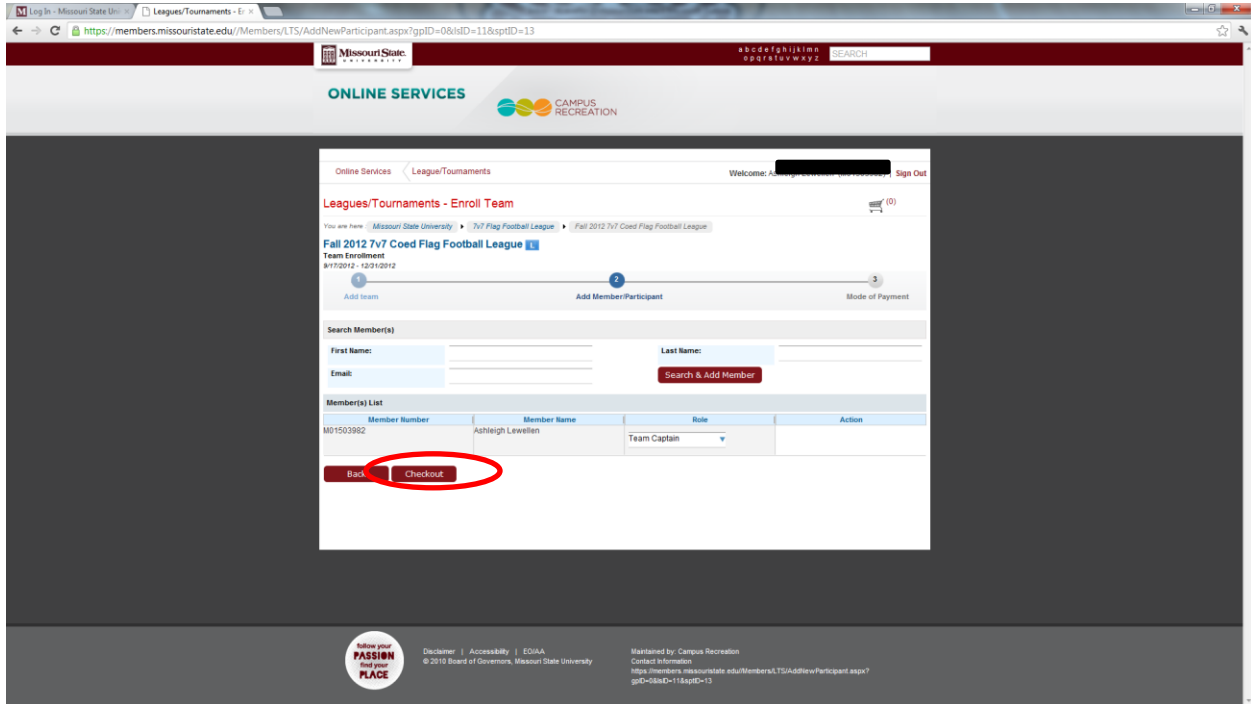
10. Input Information (Team Name, Private or Public Team, Logo if you choose)

The screenshot shows a web browser window with the URL <https://members.missouristate.edu/Members/LTS/AddNewLeagueTeam.aspx?hlD=11&gplD=0&sptD=13#>. The page features the Missouri State logo and 'ONLINE SERVICES' and 'CAMPUS RECREATION' headers. The main content area is titled 'Leagues/Tournaments - Enroll Team' and includes a breadcrumb trail: 'Missouri State University > 7v7 Flag Football League > Fall 2012 7v7 Coed Flag Football League'. Below the breadcrumb trail is a progress indicator with three steps: 'Add team', 'Add Member/Participant', and 'Mode of Payment'. The 'Add New Team' section contains the following form fields:

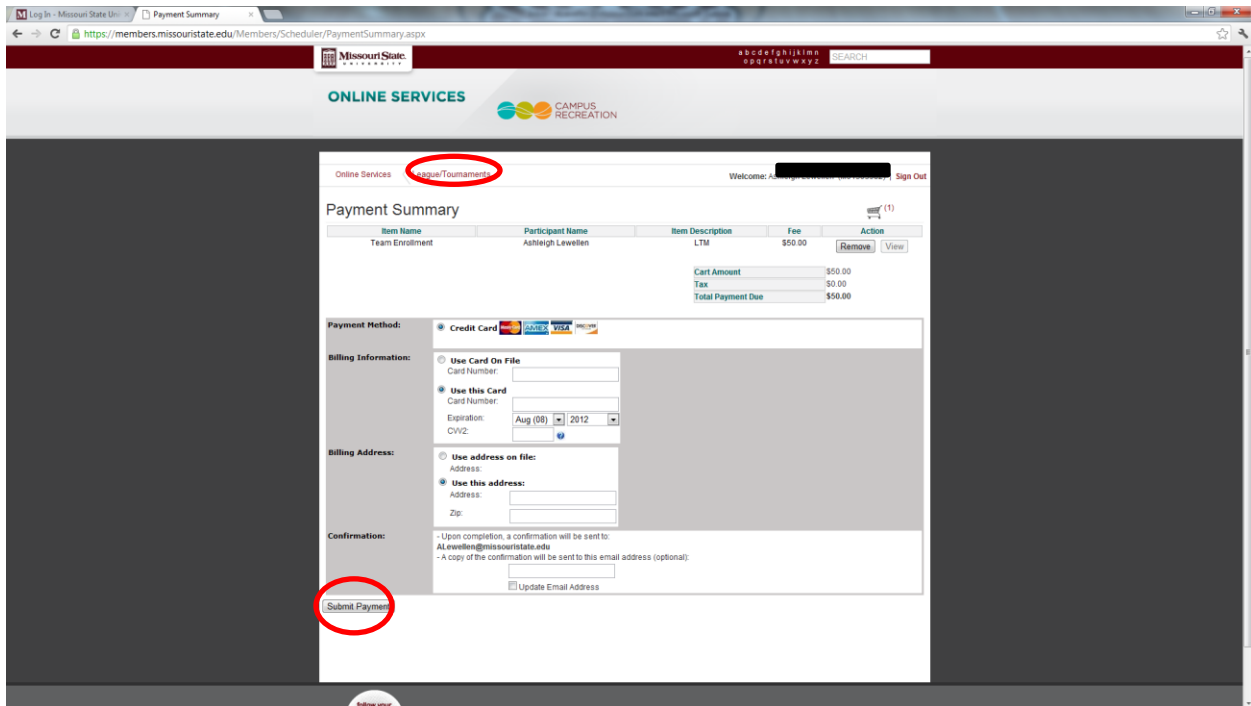
- Team Name: Bears 1
- Type: Public (dropdown menu)
- Team Logo: [Image selection button]

At the bottom of the form are 'Back' and 'Continue' buttons. The footer of the page includes the Missouri State logo and the text 'Follow your PASSION Find your PLACE'.

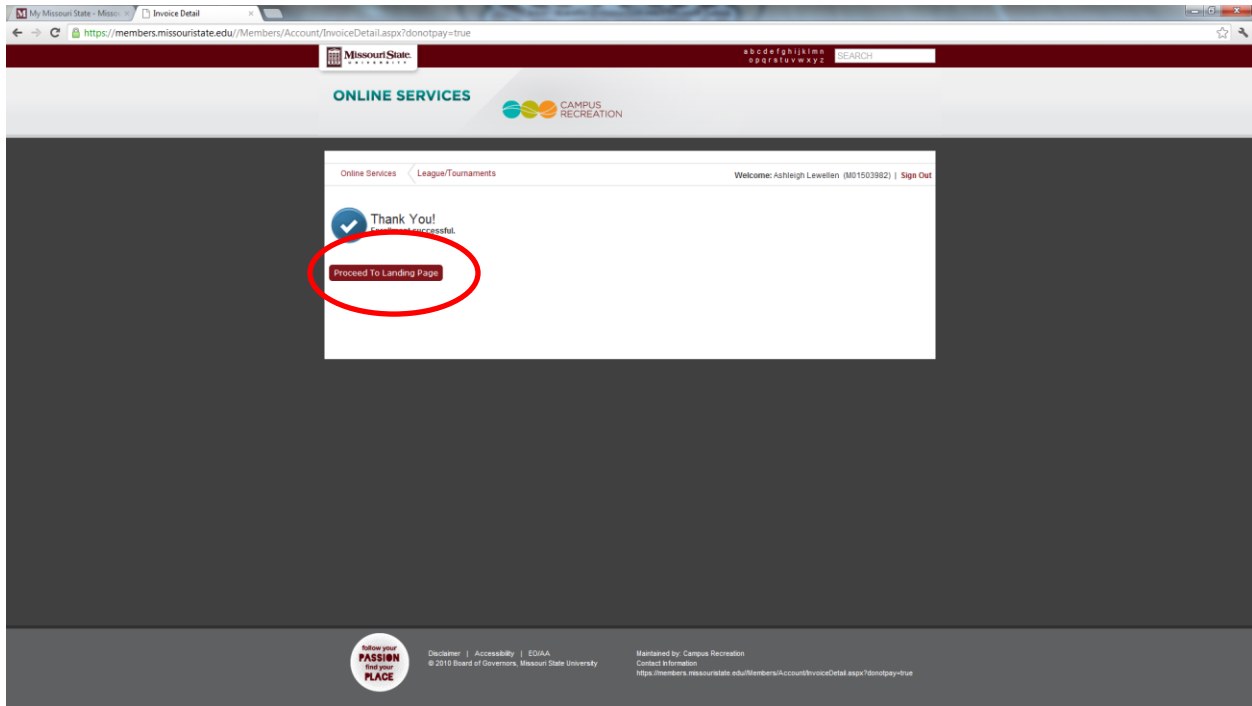
11. Add other players (**Optional**) and click **Checkout**



12. Select Payment Info or continue to **enroll in more** Sports (this will continue to add to cart)

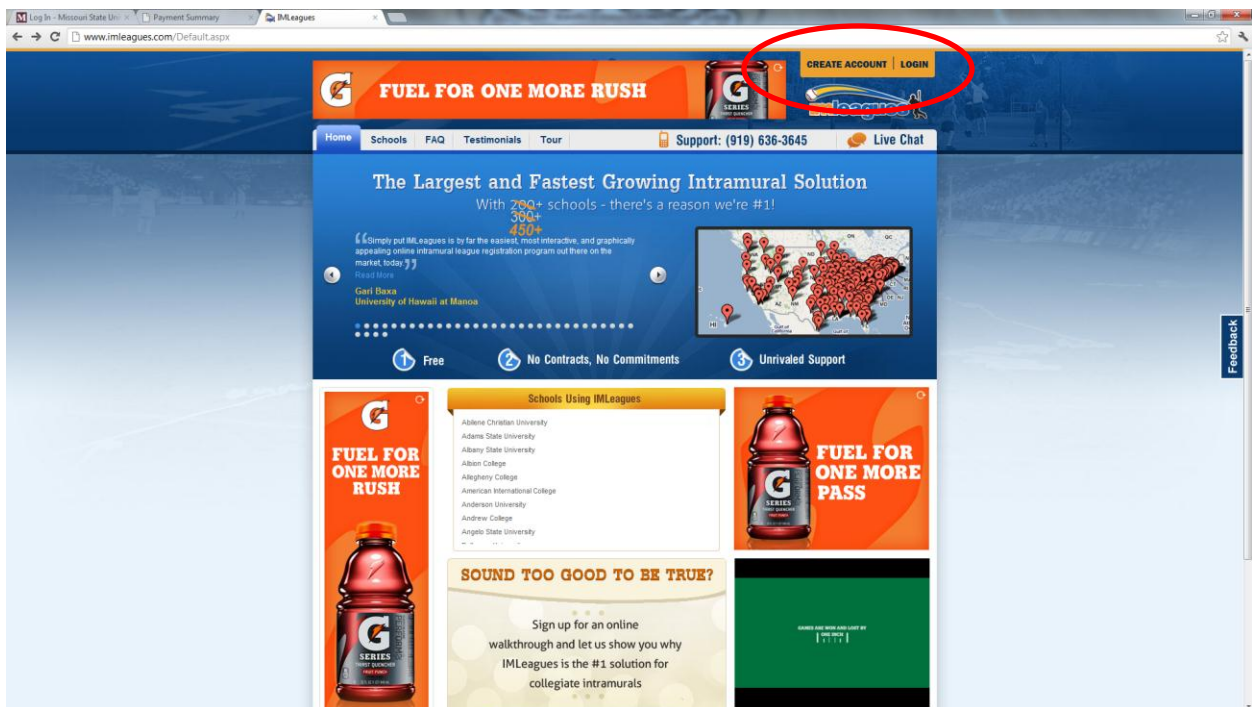


13. Check out and Proceed to Landing Page for more browsing



***** All Leagues (not Tournaments) must also register on www.IMLeagues.com *****

1. Visit www.imleages.com and create an account or Log In if you already have one



2. Create Account (you must use missouristate email address)

Log In - Missouri State Uni - Payment Summary - IMLeagues
https://www.imleagues.com/Registration.aspx

IMLeagues Registration CREATE ACCOUNT WITH FACEBOOK

HYDRATION TO REPLENISH G SERIES

Please fill out the following required information for your registration!

Register at School: Select your school from here

First Name:

Last Name:

Email:

Password:

Confirm Password:

Gender: --

Status: Select Grad Year: Select

Birth Date: Month: Day: 2012

Note: Only Birth Year Required

Please complete human verification below:

Please Pick

WHICH DOES A VEGETARIAN EAT?

Your Answer: SOLVE

Don't see human verification? [Click here](#)

I Agree Terms and Conditions

Sign Up

3. Or Log In

Log In - Missouri State Uni - Payment Summary - IMLeagues
https://www.imleagues.com/Login.aspx

IMLeagues Login

LOG IN WITH FACEBOOK

Email: example@domain.edu

Password:

Remember Me? [Forgot Your Password?](#)

LOGIN

To login from school, please select your school below

Select your school from here

Not a Member? Register Now

HYDRATION TO REPLENISH G SERIES

4. Select Sport and League

The screenshot shows the iMLeagues website interface for Missouri State University. The main content area displays a list of sports and leagues for the Fall 2012 season. The '7v7 Flag Football Coed' league is highlighted with a red circle. The interface includes a navigation menu on the left, a top banner for 'HYDRATION TO REPLENISH', and a right sidebar with weather and photos.

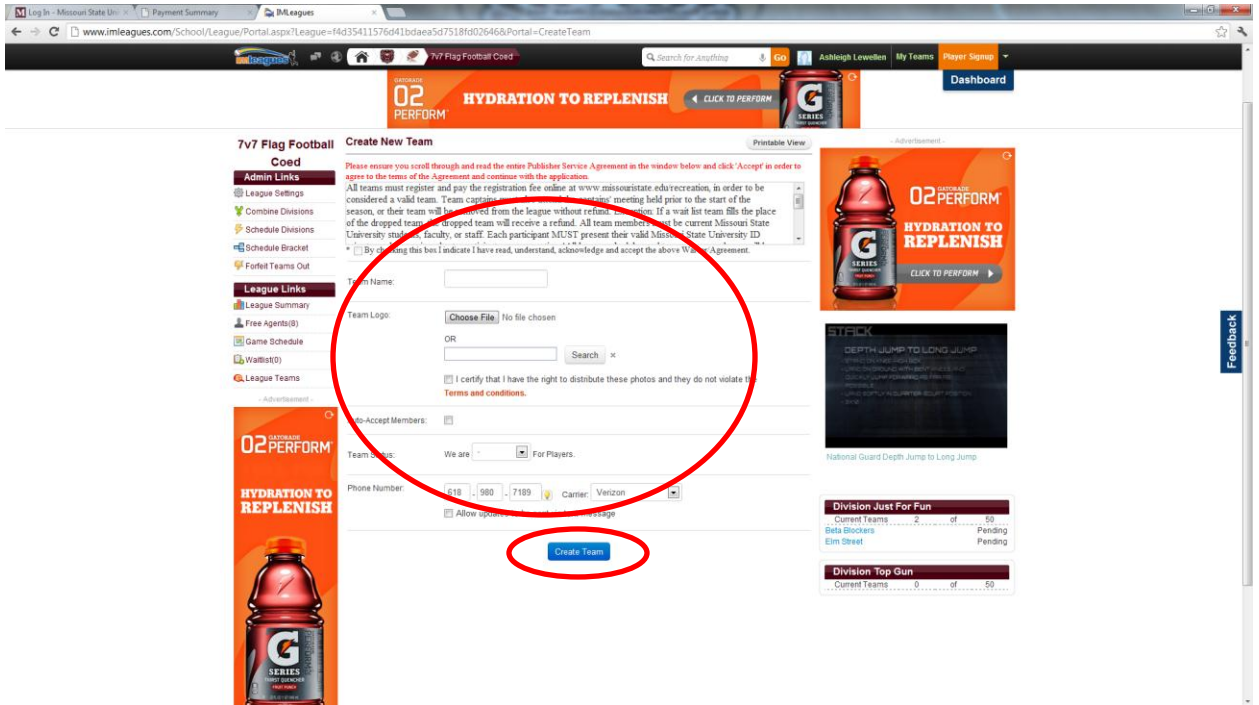
Sport	League	Registration	Season
Soccer	Fall 2012 Coed	Aug 1 1:00AM - Aug 31 5:00PM Join Teams Anytime	Sep 10 - Nov 4
	Fall 2012 Men	Aug 1 1:00AM - Aug 31 5:00PM Join Teams Anytime	Sep 10 - Nov 4
	Fall 2012 Women	Aug 1 1:00AM - Aug 31 5:00PM Join Teams Anytime	Sep 10 - Nov 4
Softball	Fall 2012 Coed	Aug 1 1:00AM - Aug 31 5:00PM Join Teams Anytime	Sep 10 - Nov 4
	Fall 2012 Men	Aug 1 1:00AM - Aug 31 5:00PM Join Teams Anytime	Sep 10 - Nov 4
	Fall 2012 Women	Aug 1 1:00AM - Aug 31 5:00PM Join Teams Anytime	Sep 10 - Nov 4
7v7 Flag Football	7v7 Flag Football Coed	Aug 1 1:00AM - Sep 7 5:00PM Join Teams Anytime	Sep 17 - Nov 4
	7v7 Flag	Aug 1 1:00AM - Sep 7 5:00PM Join Teams Anytime	Sep 17 - Nov 4
	7v7 Flag Football Men	Aug 1 1:00AM - Sep 7 5:00PM Join Teams Anytime	Sep 17 - Nov 4
Golf	Fall 2012 IFC Golf	Aug 1 1:00AM - Sep 7 5:00PM Join Teams Anytime	Sep 17 - Oct 31
	Fall 2012 Men's Golf	Aug 1 1:00AM - Sep 7 5:00PM Join Teams Anytime	Sep 17 - Oct 31
	Fall 2012 Women's Golf	Aug 1 1:00AM - Sep 7 5:00PM Join Teams Anytime	Sep 17 - Oct 31
	and Volleyball	Registration	Season

5. Select Create Team

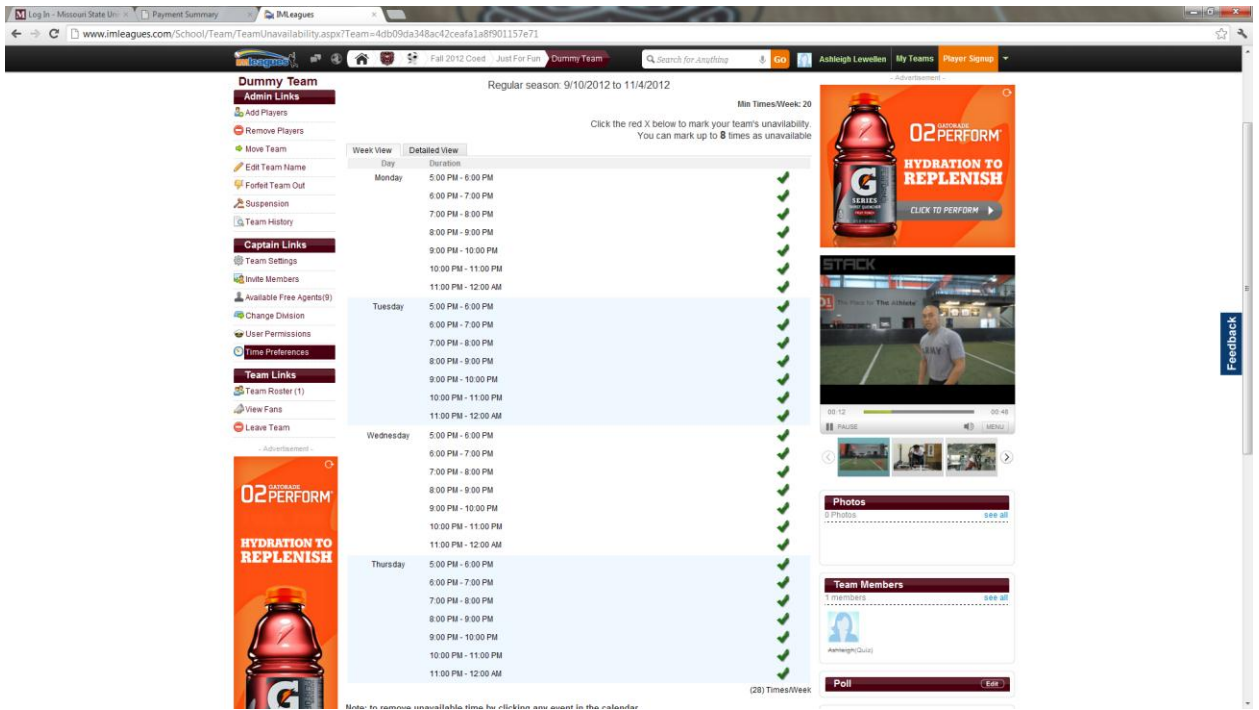
The screenshot shows the iMLeagues website interface for the '7v7 Flag Football Coed' league. The 'Create Team' button is circled in red. The page displays league information, announcements, and a list of teams in the 'Just For Fun' division.

Division	Teams	Captain	Players	Created	Approved
Just For Fun	Beta Blockers	Nycole King	4	8/23/2012	Pending
	Elm Street	William Kioden	1	8/25/2012	Pending
Top Gun					

6. Insert same team name you used for Campus Recreation Online Services.



7. Select Time preferences



8. Your team is created

The screenshot shows a web browser window displaying the iMileagues website. The URL is www.imileagues.com/School/Team/Home.aspx?CreateTeam=Success&Team=38838601901149b892407ee92b469e3f. The page header includes the Missouri State University logo and 'INTRAMURALS' text. A navigation bar contains 'Home', 'Player Card', and 'Missouri State University'. A prominent orange banner at the top reads 'FUEL FOR ONE MORE WIN' with a 'G' logo. Below this, a green notification bar states 'Your team has been successfully created.' The main content area is titled 'Dummy Team' and includes a sidebar with 'Admin Links' (Add Players, Remove Players, Move Team, Edit Team Name, Forfeit Team Out, Suspension, Team History) and 'Captain Links' (Team Settings, Invite Members, Available Free Agents, Change Division, User Permissions). The main section features a 'Welcome to Dummy Team, Ashleigh.' message with instructions on how to invite members and customize the team page. It also displays 'Team Description', 'Announcements', and 'Overall 7v7 Flag Football Coed Rankings' with columns for 'POINTS PER GAME', 'POINTS AGAINST', 'STREAK', and 'TOP PLAYER'. A 'Discussion Board' section is also visible. On the right side, there are advertisements for 'FUEL FOR ONE MORE GOAL' and a '2ND BEST' / '1ST PLACE' graphic. A 'Feedback' button is located on the far right edge of the page.