








Student Survey on General Education










1. Which college at MSU provides your major?






		Response Percent	Response Count
COLLEGE OF ARTS AND LETTERS (Ex. Communication, Media, Art, English, Modern and Classical Languages, Music, Theater)		19.1%	226
COLLEGE OF BUSINESS ADMINISTRATION (Ex. Accounting, Computer Information Systems, Finance, Management, Marketing, Technology and Construction Management)		19.4%	230
COLLEGE OF EDUCATION (Ex. Childhood and Family Development, Early Childhood, Elementary, Middle School, Secondary, Special Education)		14.1%	167
COLLEGE OF HEALTH AND HUMAN SERVICES (Ex. Biomedical Sciences, Communication Sciences and Disorders, Nursing, Public Health, Physical Therapy, Physician Assistant Studies, Psychology, Social Work, Sports Medicine and Athletic Training)		20.9%	247

COLLEGE OF HUMANITIES AND PUBLIC AFFAIRS (Ex. Economics, Criminology, defense and Strategic Studies, History, Military Science, Philosophy, Political Science, Religious Studies)		10.3%	122
COLLEGE OF NATURAL AND APPLIED SCIENCES (Ex. Physics, Astronomy, Chemistry, Biology, Hospitality and Restaurant Administration, Geography Geology and Planning, Mathematics, Cooperative Engineering, Computer Sciences)		13.4%	159
UNDECIDED		2.8%	33
answered question			1,184
skipped question			0







2. Of the choices below, which best describes you?

		Response Percent	Response Count
First year student (freshman)		20.9%	246
Second year student (sophomore)		18.7%	220
Third year student (junior)		20.4%	240
Fourth year student or beyond (senior)		25.7%	303
Post baccalaureate student		1.6%	19
Graduate student		10.2%	120
Other		2.5%	30
	If "Other," please specify		32
		answered question	1,178
		skipped question	6







3. How many higher education institutions have you attended other than MSU?

		Response Percent	Response Count
0		55.9%	661
1		29.0%	343
2		10.3%	122
3		3.0%	36
4 or more		1.7%	20
		answered question	1,182
		skipped question	2

4. Approximately how many general education courses have you taken at MSU?

		Response Percent	Response Count
0		8.3%	98
1-3		9.7%	114
4-6		17.6%	207
7-9		19.9%	235
10-12		20.9%	246
13 or more		23.7%	279
		answered question	1,179
		skipped question	5

5. Approximately how many general education courses did you complete or do you plan to complete at another institution?

		Response Percent	Response Count
0		32.1%	378
1-3		27.6%	325
4-6		15.1%	178
7-9		6.4%	75
10-12		6.3%	74
13 or more		12.6%	149
		answered question	1,179
		skipped question	5

6. Below is a list of possible general education program goals. Keeping in mind the needs of our students, use the scale provided to rate the importance of each goal.

	Not At All Important		Somewhat Important		Very Important	Rating Average	Response Count
A sense of maturity and how to succeed on one's own	1.5% (15)	3.0% (31)	13.6% (139)	27.6% (283)	54.3% (556)	4.30	1,024
Time-management skills	1.4% (14)	3.6% (37)	10.1% (103)	26.7% (273)	58.3% (596)	4.37	1,023
Independent and critical thinking/reasoning skills	0.7% (7)	2.2% (23)	8.1% (83)	28.1% (287)	60.9% (623)	4.46	1,023
Consideration of long term outcomes in current actions and decisions	0.8% (8)	3.2% (33)	12.0% (123)	35.5% (363)	48.4% (495)	4.28	1,022
Strong work habits	1.2% (12)	3.5% (36)	10.8% (110)	33.1% (337)	51.4% (523)	4.30	1,018
Commitment to being involved in the community	4.7% (48)	13.2% (134)	31.6% (321)	29.7% (301)	20.8% (211)	3.49	1,015
Engaged and informed about contemporary social and civic issues	3.1% (32)	10.1% (103)	24.6% (250)	37.7% (383)	24.4% (248)	3.70	1,016
Strong writing and oral/speaking skills	1.4% (14)	2.8% (29)	12.2% (124)	40.1% (409)	43.5% (443)	4.21	1,019
Specific expertise and knowledge in one's field of focus	2.0% (20)	2.3% (23)	8.0% (81)	24.8% (252)	63.0% (641)	4.45	1,017
Competency in computer skills	1.8% (18)	5.3% (54)	16.5% (168)	41.8% (425)	34.6% (352)	4.02	1,017
Understanding of science and its relevance to other areas of study	4.0% (41)	14.2% (145)	32.4% (330)	30.6% (312)	18.7% (190)	3.46	1,018

Expanded knowledge of American culture and history	3.4% (35)	14.4% (147)	32.8% (334)	30.0% (306)	19.3% (197)	3.47	1,019
Expanded knowledge of cultures and societies outside the United States	2.8% (29)	11.5% (117)	27.1% (276)	31.8% (324)	26.7% (272)	3.68	1,018
Knowledge of and respect for people of other backgrounds, races, ethnicities, and lifestyles	3.0% (31)	5.5% (56)	15.8% (161)	32.0% (326)	43.7% (446)	4.08	1,020
Teamwork skills	2.6% (26)	6.5% (66)	21.5% (219)	37.4% (381)	32.1% (327)	3.90	1,019
Ability to get along with and work with people different from oneself	2.1% (21)	4.4% (45)	15.4% (157)	35.9% (365)	42.2% (430)	4.12	1,018
Sense of values, principles, and ethics	2.4% (24)	4.8% (49)	13.5% (138)	32.8% (334)	46.5% (474)	4.16	1,019
Leadership skills	1.5% (15)	4.9% (50)	21.8% (223)	38.6% (394)	33.2% (339)	3.97	1,021
Self-discipline	1.6% (16)	3.2% (33)	11.8% (120)	33.3% (339)	50.0% (509)	4.27	1,017
Statistical reasoning	3.5% (36)	16.2% (165)	35.1% (358)	29.8% (304)	15.4% (157)	3.37	1,020
Basic quantitative skills	2.6% (26)	9.4% (96)	31.5% (321)	36.2% (369)	20.3% (207)	3.62	1,019
An understanding of the self and human behavior	2.7% (28)	9.1% (93)	23.8% (243)	38.0% (388)	26.3% (269)	3.76	1,021
Exposure to the business world	5.0% (51)	13.5% (137)	29.7% (302)	32.0% (326)	19.8% (202)	3.48	1,018
Tangible business skills	5.0% (51)	14.1% (143)	29.1% (296)	32.2% (327)	19.7% (200)	3.47	1,017
Competency in personal finance	2.7% (27)	6.4% (64)	19.5% (194)	30.9% (307)	40.4% (402)	4.00	994

If there is a goal not listed that you find important, please specify below.

answered question 1,024

skipped question 160

7. Using the scale provided below, please indicate your level of agreement with each of the following statements. Note: If you have no experience with an item below or if you simply do not have a response, you may leave the item blank.

	Strongly Disagree				Strongly Agree	Rating Average	Response Count
Students have enriching experiences in the majority of their general education courses at MSU.	9.4% (85)	26.9% (243)	36.4% (329)	21.7% (196)	5.6% (51)	2.87	904
The general education program at MSU is relevant to the current issues facing students today.	8.5% (77)	26.1% (235)	33.9% (306)	26.3% (237)	5.2% (47)	2.94	902
The general education program is essential to the purposes of education at MSU.	9.9% (90)	22.9% (209)	26.5% (241)	27.8% (253)	13.0% (118)	3.11	911
The current general education program at MSU is designed to meet the educational needs of graduates in 2015 and beyond.	11.1% (95)	26.6% (227)	32.9% (281)	23.0% (196)	6.3% (54)	2.87	853
Co-curricular/supplemental experiences should be an important part of a general education program at MSU.	6.8% (59)	13.8% (120)	28.0% (243)	33.4% (290)	18.1% (157)	3.42	869
Cultural competence is represented in MSU's general education program.	6.3% (56)	16.1% (143)	33.6% (298)	31.9% (283)	12.1% (107)	3.27	887

Ethical leadership is represented in MSU's general education program.	6.0% (53)	18.9% (166)	34.8% (306)	30.6% (269)	9.8% (86)	3.19	880
Community engagement is represented in MSU's general education program.	8.0% (70)	22.1% (194)	32.3% (283)	28.4% (249)	9.1% (80)	3.09	876
I understand the goals of the general education program at MSU.	7.8% (71)	13.6% (124)	22.0% (200)	36.9% (336)	19.7% (179)	3.47	910
The goals for general education at MSU are being accomplished within the current general education program.	9.1% (79)	20.9% (181)	39.3% (341)	23.4% (203)	7.4% (64)	2.99	868
MSU's general education program aligns with the University's mission and values.	5.3% (46)	11.1% (96)	37.6% (324)	35.7% (307)	10.2% (88)	3.34	861
						answered question	940
						skipped question	244

8. What are the strengths of the current general education program at MSU?

	Response Count
	529
	answered question
	529
	skipped question
	655

9. What are the weaknesses of the current general education program at MSU?

	Response Count
	576
answered question	576
skipped question	608

10. What could we do to improve the general education program at MSU?

	Response Count
	535
answered question	535
skipped question	649

11. Would you be willing to participate in a follow-up group discussion about general education at MSU?

		Response Percent	Response Count
Yes		32.0%	297
No		68.0%	632
		answered question	929
		skipped question	255

12. If you answered yes, you may be invited by a member of the General Education Task Force to participate in a focus group. Please provide the information requested below. Your personal information will not be used for any purpose other than to contact you regarding a follow-up group discussion. Your personal information will be permanently separated from the rest of your responses.

		Response Percent	Response Count
Name:		100.0%	271
Email Address:		100.0%	271
		answered question	271
		skipped question	913