

















1. Which college at MSU do you work for most often?

		Response Percent	Response Count
College of Arts and Letters		24.4%	133
College of Business Administration		15.6%	85
College of Education		10.3%	56
College of Health and Human Services		17.2%	94
College of Humanities and Public Affairs		13.8%	75
College of Natural and Applied Sciences		18.7%	102
		answered question	545
		skipped question	23

2. Approximately how many years have you worked at MSU?

		Response Percent	Response Count
0-2 years		24.3%	137
3-5 years		17.0%	96
6-10 years		17.4%	98
11-15 years		12.8%	72
16 or more years		28.5%	161
		answered question	564
		skipped question	4

3. How many higher education institutions have you worked for other than MSU?

		Response Percent	Response Count
0		36.8%	207
1		26.5%	149
2		19.8%	111
3		9.4%	53
4 or more		7.5%	42
answered question			562
skipped question			6

4. On average, how many general education courses do you teach per year, if any?

	Response Count
	547
answered question	547
skipped question	21

5. On average, how many sections of general education courses do you teach per year, if any?

	Response Count
	541
answered question	541
skipped question	27

6. Below is a list of possible general education program goals. Keeping in mind the needs of our students, use the scale provided to rate the importance of each goal.

	Not At All Important		Somewhat Important		Very Important	Rating Average	Response Count
A sense of maturity and how to succeed on one's own	2.9% (14)	4.5% (22)	16.5% (80)	27.9% (135)	48.1% (233)	4.14	484
Time-management skills	4.1% (20)	4.6% (22)	14.9% (72)	30.6% (148)	45.8% (221)	4.09	483
Independent and critical thinking/reasoning skills	0.6% (3)	1.0% (5)	3.7% (18)	14.0% (68)	80.7% (392)	4.73	486
Consideration of long term outcomes in current actions and decisions	2.1% (10)	4.0% (19)	12.1% (58)	36.0% (173)	45.8% (220)	4.20	480
Strong work habits	3.7% (18)	2.5% (12)	10.6% (51)	32.1% (155)	51.1% (247)	4.24	483
Commitment to being involved in the community	5.0% (24)	14.1% (68)	28.7% (138)	28.5% (137)	23.7% (114)	3.52	481
Engaged and informed about contemporary social and civic issues	1.9% (9)	5.0% (24)	20.5% (99)	37.6% (181)	35.1% (169)	3.99	482
Strong writing and oral/speaking skills	1.0% (5)	1.0% (5)	7.0% (34)	20.4% (99)	70.5% (342)	4.58	485
Specific expertise and knowledge in one's field of focus	7.5% (36)	10.4% (50)	16.9% (81)	24.0% (115)	41.1% (197)	3.81	479
Competency in computer skills	3.1% (15)	7.5% (36)	21.5% (103)	33.6% (161)	34.2% (164)	3.88	479
Understanding of science and its relevance to other areas of study	2.1% (10)	5.8% (28)	26.3% (126)	33.5% (161)	32.3% (155)	3.88	480
Expanded knowledge of American culture and history	1.5% (7)	5.6% (27)	26.1% (126)	36.9% (178)	29.9% (144)	3.88	482
Expanded knowledge of cultures and societies outside the United States	1.9% (9)	4.4% (21)	19.5% (94)	38.0% (183)	36.2% (174)	4.02	481
Knowledge of and respect for people of other backgrounds,	1.7% (8)	5.8% (28)	12.9% (62)	28.3% (136)	51.3% (246)	4.22	480

races, ethnicities, and lifestyles							
Teamwork skills	4.6% (22)	9.1% (44)	20.7% (100)	32.1% (155)	33.5% (162)	3.81	483
Ability to get along with and work with people different from oneself	3.7% (18)	5.2% (25)	16.4% (79)	30.6% (147)	44.1% (212)	4.06	481
Sense of values, principles, and ethics	2.9% (14)	2.7% (13)	14.3% (69)	29.0% (140)	51.1% (247)	4.23	483
Leadership skills	4.6% (22)	10.6% (51)	28.8% (138)	33.4% (160)	22.5% (108)	3.59	479
Self-discipline	3.1% (15)	2.9% (14)	15.4% (74)	33.3% (160)	45.3% (218)	4.15	481
Statistical reasoning	4.8% (23)	10.8% (52)	33.9% (163)	32.2% (155)	18.3% (88)	3.48	481
Basic quantitative skills	2.7% (13)	6.1% (29)	24.9% (119)	31.8% (152)	34.5% (165)	3.89	478
An understanding of the self and human behavior	1.3% (6)	5.8% (28)	20.6% (99)	38.5% (185)	33.8% (162)	3.98	480
Exposure to the business world	11.4% (55)	13.7% (66)	36.4% (175)	28.3% (136)	10.2% (49)	3.12	481
Tangible business skills	13.7% (66)	18.3% (88)	32.0% (154)	27.2% (131)	8.9% (43)	2.99	482
Competency in personal finance	10.7% (49)	10.7% (49)	21.2% (97)	30.6% (140)	26.7% (122)	3.52	457
If there is a goal not listed that you find important, please specify below.							78
answered question							488
skipped question							80

7. Using the scale provided below, please indicate your level of agreement with each of the following statements. Note: If you have no experience with an item below or if you simply do not have a response, you may leave the item blank.

	Strongly Disagree				Strongly Agree	Rating Average	Response Count
Students have enriching experiences in the majority of their general education courses at MSU.	7.9% (31)	21.1% (83)	39.4% (155)	24.2% (95)	7.4% (29)	3.02	393
The general education program at MSU is relevant to the current issues facing students today.	4.9% (20)	18.5% (75)	36.5% (148)	28.9% (117)	11.1% (45)	3.23	405
The general education program is essential to the purposes of education at MSU.	2.6% (11)	6.9% (29)	17.3% (73)	31.7% (134)	41.6% (176)	4.03	423
The current general education program at MSU is designed to meet the educational needs of graduates in 2015 and beyond.	12.8% (51)	27.5% (109)	29.5% (117)	21.7% (86)	8.6% (34)	2.86	397
Co-curricular/supplemental experiences should be an important part of a general education program at MSU.	8.0% (33)	16.0% (66)	30.8% (127)	29.1% (120)	16.2% (67)	3.30	413
Cultural competence is represented in MSU's general education program.	7.8% (31)	19.2% (76)	34.9% (138)	25.6% (101)	12.4% (49)	3.15	395
Ethical leadership is represented in MSU's general education program.	7.3% (28)	21.1% (81)	43.8% (168)	20.1% (77)	7.8% (30)	3.00	384
Community engagement is represented in MSU's general education program.	4.4% (17)	22.0% (85)	36.3% (140)	27.7% (107)	9.6% (37)	3.16	386
I understand the goals of the general education program at MSU.	6.0% (25)	10.6% (44)	21.9% (91)	30.4% (126)	31.1% (129)	3.70	415
The goals for general education at MSU are being accomplished within the current general education program.	10.4% (40)	23.1% (89)	32.9% (127)	23.8% (92)	9.8% (38)	3.00	386
MSU's general education program aligns with the University's mission	7.8% (31)	13.7% (54)	37.7% (149)	27.6% (109)	13.2% (52)	3.25	395

and values.

answered question 450

skipped question 118

8. What are the strengths of the current general education program at MSU?

Response
Count

200

answered question 200

skipped question 368

9. What are the weaknesses of the current general education program at MSU?

Response
Count

241

answered question 241

skipped question 327

10. What could we do to improve the general education program at MSU?



Response
Count

228



answered question 228

skipped question 340

11. Would you like to be contacted by a member of the General Education Task Force to further discuss your thoughts about general education at MSU?

		Response Percent	Response Count
Yes		15.7%	70
No		84.3%	375
answered question			445
skipped question			123

12. If you give the General Education Task Force permission to contact you, please provide the following information below. Your personal information will not be used for any purpose other than to contact you regarding this survey. Your personal information will be permanently separated from the rest of your responses.

		Response Percent	Response Count
Name:		100.0%	70
Department:		98.6%	69
answered question			70
skipped question			498