

CREDIT OPINION

20 March 2024



Contacts

Meredith Moore +1.212.553.4850
 VP-Senior Analyst
 meredith.moore@moodys.com

Michael Osborn +1.212.553.7799
 VP-Senior Credit Officer
 michael.osborn@moodys.com

Christopher Collins +1.212.553.7124
 VP-Senior Analyst
 christopher.collins2@moodys.com

CLIENT SERVICES

Americas 1-212-553-1653

Asia Pacific 852-3551-3077

Japan 81-3-5408-4100

EMEA 44-20-7772-5454

Missouri State University

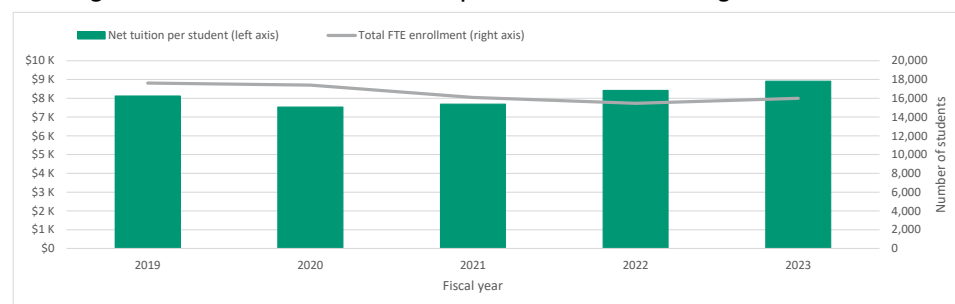
Update to credit analysis

Summary

[Missouri State University's](#) (MSU; A1 stable) very good credit quality is supported by its importance as the second largest public university in the state of Missouri with fall FTE enrollment of 16,000 and \$361 million of operating revenue in fiscal 2023. Further supporting the rating is MSUs favorable liquidity position, providing a cushion for the system as it continues to manage through softened margins driven by enrollment challenges and limited pricing flexibility. While near-term operating margins are expected to remain close to break-even, MSU has identified and started to implement several strategic initiatives to help drive enrollment growth. Initiatives include evaluating potential additional graduate programs, providing full tuition through the MO State Access Award, and its partnership with Cox Health, Ozarks Technical Community College & Springfield Public Schools for the Alliance for Healthcare Education. While direct debt remains moderate and there are no additional plans for debt, adjusted debt metrics will continue to be elevated due to the university's pension exposure.

Exhibit 1

Modest growth in enrollment and net tuition per student constrain margins



Source: Moody's Ratings

Credit strengths

- » Well-regarded regional brand as the second largest Missouri public university serving 16,00 fall 2023 full-time equivalent students
- » Favorable liquidity levels at 232 monthly days cash on hand provide cushion as the system manages operating performance
- » Manageable direct debt burden

Credit challenges

- » Limited tuition pricing flexibility and inflationary pressures provide a moderate 10.9% EBIDA margin in fiscal 2023
- » Participation in state pension plan consumes nearly 12% of operating expenses
- » Heightened student market challenges due to weak in-state high school demographic trends and substantial competition
- » Moderate auxiliary revenue provides thin headroom to auxiliary bond covenant

Rating outlook

The stable outlook incorporates expectations that the system will continue to grow FTE enrollment supporting growth of revenue. Additionally, maintenance of wealth levels and no plans for additional borrowing provide stability.

Factors that could lead to an upgrade

- » Improved and sustained revenue and cash flow growth
- » Improvement in enrollment metrics resulting in growth of net tuition revenue
- » Substantial growth in reserves relative to debt and operations
- » Auxiliary Bonds: Material strengthening of pledged revenue coverage

Factors that could lead to a downgrade

- » Further degradation of operating performance beyond fiscal 2023
- » Material reductions in unrestricted liquidity
- » Increase in debt without commensurate increases in revenue or reserves
- » Auxiliary Bonds: Reductions in pledged revenues resulting inability to meet rate covenant

This publication does not announce a credit rating action. For any credit ratings referenced in this publication, please see the issuer/deal page on <https://ratings.moody's.com> for the most updated credit rating action information and rating history.

Key indicators

Exhibit 2

MISSOURI STATE UNIVERSITY

	2019	2020	2021	2022	2023	Median: A Rated Public Universities
Total FTE Enrollment	17,625	17,402	16,085	15,465	16,000	8,977
Operating Revenue (\$000)	328,014	322,419	346,852	357,334	360,483	244,842
Annual Change in Operating Revenue (%)	1.6	-1.7	7.6	3.0	0.9	5.3
Total Cash & Investments (\$000)	311,459	316,015	391,166	405,982	371,846	246,428
Total Adjusted Debt (\$000)	757,238	761,831	800,070	844,091	827,320	366,930
Total Cash & Investments to Total Adjusted Debt (x)	0.4	0.4	0.5	0.5	0.4	0.7
Total Cash & Investments to Operating Expenses (x)	1.0	1.0	1.3	1.2	1.0	1.1
Monthly Days Cash on Hand (x)	207	203	272	279	232	193
EBIDA Margin (%)	12.5	10.4	20.3	17.8	10.9	12.9
Total Debt to EBIDA (x)	4.5	5.3	2.4	2.6	4.2	4.1
Annual Debt Service Coverage (x)	2.7	1.9	4.4	4.4	2.6	3.1

Source: Moody's Ratings

Profile

Founded in 1905, MSU is the second largest public university in the state, with fiscal 2023 operating revenue of \$361 million and 16,000 full-time equivalent students in fall 2023. The university's enrollment reflects its doctoral/professional four-year campus in Springfield and an open admissions two-year program in West Plains. Business, education, and health sciences are among the most popular areas of study.

Detailed credit considerations

Market profile

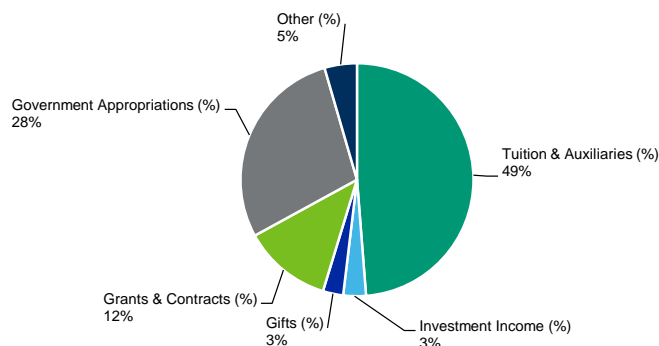
Enrollment growth will continue to be constrained in the coming years as the number of Missouri high school graduates is projected to marginally decline. This poses a material student market challenge because more than 80% of MSU students hail from Missouri. While enrollment has declined over the past five years, management reports that fall 2023 freshman enrollment was up by nearly 20% following an initiative to provide full tuition for pell eligible students. The university plans to continue this program which management expects will help grow enrollment in conjunction with programmatic expansion of the its nursing program. Through the Alliance for Healthcare Education, Cox College will close after they complete teaching their current classes. Missouri State University and Ozarks Technical Community College will expand and develop new programs that can accommodate more students. For Missouri State University, the first students will begin in fiscal 2026. This partnership with Cox Healthcare will help grow the nursing program and provide additional occupational therapy and dietician degrees. Favorably, as the second largest public university in Missouri with a well-established brand across multiple campuses, prospects for enrollment stability are good. Effective management of enrollment and pricing remains important to credit quality as the university relies on student charges for over 50% of its operating revenue.

Operating Performance

Net tuition revenue growth will continue to be constrained due to the university's affordability mission coupled with enrollment projections. Fiscal 2023 performance was constrained by growth of net tuition revenue and wage expense increases. While fiscal 2024 performance is expected to remain relatively flat relative to fiscal 2023, management reports that net tuition revenue is favorable to prior year. Sustained pressure on net tuition revenue and stagnant state funding will constrain meaningful improvement in university-wide operating performance. While state appropriations have trended up (+9%) FY22 to FY23, compensation and pension expenses place further pressure on bottom line performance. In response to revenue growth challenges, management will continue to deploy various spending reductions in an effort to maintain fiscal stability.

Exhibit 3

Revenue growth is constrained by the high reliance on tuition revenue



Source: Moody's Ratings

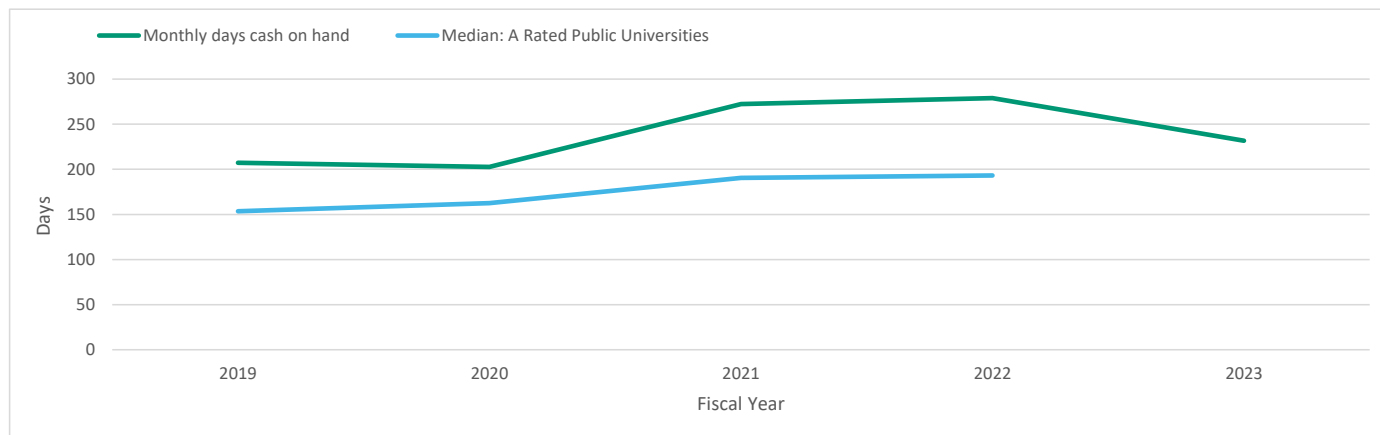
Auxiliary enterprise operating revenue continued to increase in fiscal 2023. Increases were driven primarily by increased enrollment and opening of a new residence hall. Additionally, ticket sales and distributions from the NCAA helped supplement revenue gains in fiscal 2023. Despite positive momentum on revenue growth the enterprise saw a large decline in net revenues available for debt service translating to a 1.1x coverage on bonded debt. Given current 2024 year to date performance management anticipates approximately 2x coverage on bonded debt in fiscal 2024.

Financial Resources & Liquidity

Absolute wealth will remain relatively modest, with fiscal 2023 total cash and investments amounting to \$371 million. Over the last five years, total cash and investments increased 19%. Liquidity will continue to be a credit strength and provide a strong cushion relative to operating expenses. In fiscal 2023, unrestricted monthly liquidity amounted to \$165 million, which provides approximately 232 monthly days cash on hand. Exposure to liquidity risks is minimal given the university's favorable operations, fixed rate debt structure, and conservative asset allocation. The largest capital project currently in flight is the Blunt Hall Phase 1 renovation which will be paid for largely by federal and state funds.

Exhibit 4

Liquidity provides a cushion as the university continues to manage expense challenges



Source: Moody's Ratings

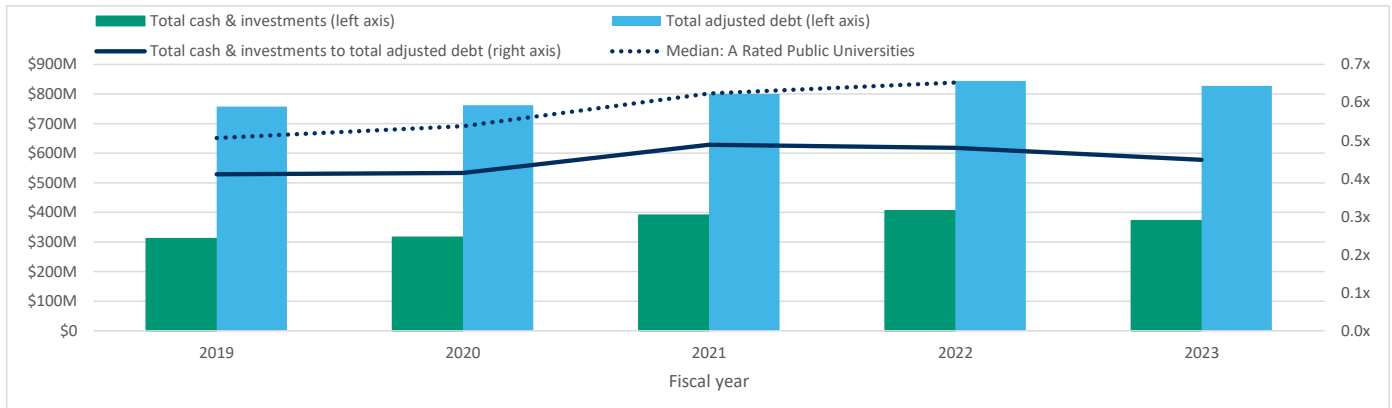
Leverage and Coverage

With no anticipated new money borrowings direct debt will remain manageable. An entirely fixed rate debt structure with relatively rapid amortization provides predictability to the budget process by providing fixed costs to incorporate into financial plans. In fiscal 2023, spendable cash and investments provided a strong 1.7x coverage or debt, while debt to revenue was .45x.

The Auxiliary Enterprise System Revenue Bonds (\$26 million outstanding at June 30, 2023) are secured by a more limited pledge of the University's net income and revenues from its Auxiliary Enterprise System. In fiscal 2023, the system just met its covenant at 1.1x. While timing of revenues can be uneven throughout the fiscal year, based on 2024 six month performance management anticipates coverage to be 2.2x at fiscal year end.

University employees participate in either a state-administered, cost sharing, defined benefit plan, Missouri State Employees' Retirement System (MOSERS), or College and University Retirement Plan (CURP), a defined contribution plan. Pension contributions were approximately \$28 million in fiscal 2023, representing nearly 12% of total operating expenses.

Exhibit 5
Liquidity is somewhat constrained by the universities outsized pension burden

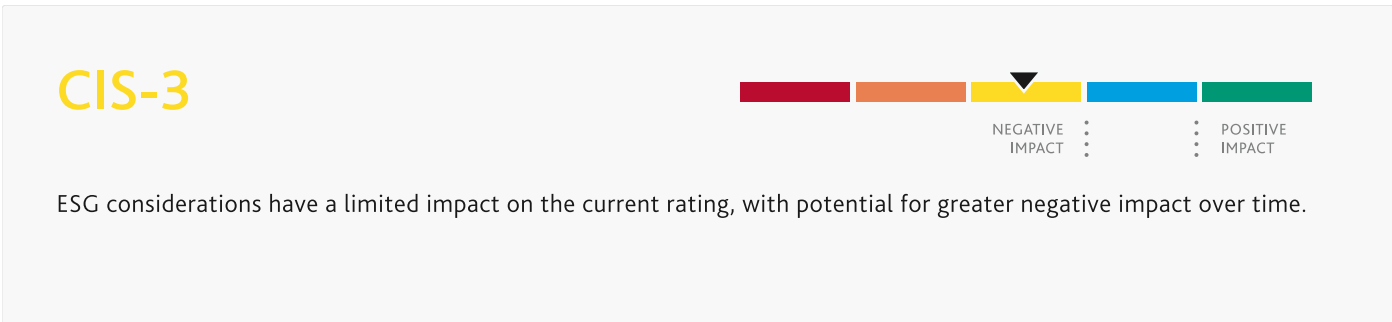


Source: Moody's Ratings

ESG considerations

Missouri State University's ESG credit impact score is CIS-3

Exhibit 6
ESG credit impact score




Source: Moody's Ratings

Missouri State University's **CIS-3** indicates that ESG considerations have a limited impact on the current credit rating with potential for greater negative impact over time. Its favorable wealth and strong institutional management help mitigate these ESG risks.

Exhibit 7

ESG issuer profile scores



Source: Moody's Ratings

Environmental

The **E-2** incorporates the university's moderate exposure to climate risks, including heat and water stress. This could have broader impact on the region, though near-term risks specific to MSU are remote. These risks are balanced by the university's sustainability efforts. An ongoing strategic initiative of MSU includes a student sustainability fund which provides over \$100k in funding for student led sustainability projects. Additionally, the university in collaboration with Missouri Science & Technology has started a pollution prevention (P2) program that provides onsite pollution prevention technical assistance and training to area manufacturers.

Social

MSU's **S-3** is primarily driven by its exposure to demographic and human capital risks. Through its mission, the system maintains an important social role as a large provider of higher education within the state. Aging demographics and projected declines in high school graduates introduce social risk. The elevated human capital risks encompass the system's exposure to collective bargaining, faculty tenure, and the need to attract and retain specialized faculty and staff. Additionally, limited yet growing state support provide further risk. This is balanced by the system's essentiality which factors into its positive customer relations framework.

Governance

MSU's governance risks (**G-2**) reflects the university's strong culture for long-term planning and accountability to meet strategic goals. Similar to other public universities, risks around board structure include exposure to potential political considerations that could create misalignment to institutional priorities. Favorably, individual board members have diverse backgrounds and areas of expertise as well as a track record of effective advocacy on behalf of the university to advance its institutional priorities

ESG Issuer Profile Scores and Credit Impact Scores for the rated entity/transaction are available on Moody's.com. In order to view the latest scores, please click [here](#) to go to the landing page for the entity/transaction on MDC and view the ESG Scores section.

Rating methodology and scorecard factors

The principal methodology used in this rating was [Higher Education Methodology](#) published in August 2021. The Higher Education Methodology includes a scorecard that summarizes the factors that are generally most important to higher education credit profiles. Because the scorecard is a summary and may not include every consideration in the credit analysis for a specific issuer, a scorecard indicated outcome may or may not match an assigned rating. We assess brand and strategic positioning, financial policy and strategy, and operating environment on a qualitative basis.

Exhibit 8

Missouri State University

Scorecard Factors and Sub-factors	Value	Score
Factor 1: Scale (15%)		
Adjusted Operating Revenue (USD Million)	360	A
Factor 2: Market Profile (20%)		
Brand and Strategic Positioning	A	A
Operating Environment	A	A
Factor 3: Operating Performance (10%)		
EBIDA Margin	11%	A
Factor 4: Financial Resources and Liquidity (25%)		
Total Cash and Investments (USD Million)	372	Aa
Total Cash and Investments to Operating Expenses	1.0	Aa
Factor 5: Leverage and coverage (20%)		
Total Cash and Investments to Total Adjusted Debt	0.4	A
Annual Debt Service Coverage	2.6	Aa
Factor 6: Financial Policy and Strategy (10%)		
Financial Policy and Strategy	A	A
Scorecard-Indicated Outcome		A1
Assigned Rating		A1

Source: Moody's Ratings

© 2024 Moody's Corporation, Moody's Investors Service, Inc., Moody's Analytics, Inc. and/or their licensors and affiliates (collectively, "MOODY'S"). All rights reserved. CREDIT RATINGS ISSUED BY MOODY'S CREDIT RATINGS AFFILIATES ARE THEIR CURRENT OPINIONS OF THE RELATIVE FUTURE CREDIT RISK OF ENTITIES, CREDIT COMMITMENTS, OR DEBT OR DEBT-LIKE SECURITIES, AND MATERIALS, PRODUCTS, SERVICES AND INFORMATION PUBLISHED OR OTHERWISE MADE AVAILABLE BY MOODY'S (COLLECTIVELY, "MATERIALS") MAY INCLUDE SUCH CURRENT OPINIONS. MOODY'S DEFINES CREDIT RISK AS THE RISK THAT AN ENTITY MAY NOT MEET ITS CONTRACTUAL FINANCIAL OBLIGATIONS AS THEY COME DUE AND ANY ESTIMATED FINANCIAL LOSS IN THE EVENT OF DEFAULT OR IMPAIRMENT. SEE APPLICABLE MOODY'S RATING SYMBOLS AND DEFINITIONS PUBLICATION FOR INFORMATION ON THE TYPES OF CONTRACTUAL FINANCIAL OBLIGATIONS ADDRESSED BY MOODY'S CREDIT RATINGS. CREDIT RATINGS DO NOT ADDRESS ANY OTHER RISK, INCLUDING BUT NOT LIMITED TO: LIQUIDITY RISK, MARKET VALUE RISK, OR PRICE VOLATILITY. CREDIT RATINGS, NON-CREDIT ASSESSMENTS ("ASSESSMENTS"), AND OTHER OPINIONS INCLUDED IN MOODY'S MATERIALS ARE NOT STATEMENTS OF CURRENT OR HISTORICAL FACT. MOODY'S MATERIALS MAY ALSO INCLUDE QUANTITATIVE MODEL-BASED ESTIMATES OF CREDIT RISK AND RELATED OPINIONS OR COMMENTARY PUBLISHED BY MOODY'S ANALYTICS, INC. AND/OR ITS AFFILIATES. MOODY'S CREDIT RATINGS, ASSESSMENTS, OTHER OPINIONS AND MATERIALS DO NOT CONSTITUTE OR PROVIDE INVESTMENT OR FINANCIAL ADVICE, AND MOODY'S CREDIT RATINGS, ASSESSMENTS, OTHER OPINIONS AND MATERIALS ARE NOT AND DO NOT PROVIDE RECOMMENDATIONS TO PURCHASE, SELL, OR HOLD PARTICULAR SECURITIES. MOODY'S CREDIT RATINGS, ASSESSMENTS, OTHER OPINIONS AND MATERIALS DO NOT COMMENT ON THE SUITABILITY OF AN INVESTMENT FOR ANY PARTICULAR INVESTOR. MOODY'S ISSUES ITS CREDIT RATINGS, ASSESSMENTS AND OTHER OPINIONS AND PUBLISHES OR OTHERWISE MAKES AVAILABLE ITS MATERIALS WITH THE EXPECTATION AND UNDERSTANDING THAT EACH INVESTOR WILL, WITH DUE CARE, MAKE ITS OWN STUDY AND EVALUATION OF EACH SECURITY THAT IS UNDER CONSIDERATION FOR PURCHASE, HOLDING, OR SALE.

MOODY'S CREDIT RATINGS, ASSESSMENTS, OTHER OPINIONS, AND MATERIALS ARE NOT INTENDED FOR USE BY RETAIL INVESTORS AND IT WOULD BE RECKLESS AND INAPPROPRIATE FOR RETAIL INVESTORS TO USE MOODY'S CREDIT RATINGS, ASSESSMENTS, OTHER OPINIONS OR MATERIALS WHEN MAKING AN INVESTMENT DECISION. IF IN DOUBT YOU SHOULD CONTACT YOUR FINANCIAL OR OTHER PROFESSIONAL ADVISER.

ALL INFORMATION CONTAINED HEREIN IS PROTECTED BY LAW, INCLUDING BUT NOT LIMITED TO, COPYRIGHT LAW, AND NONE OF SUCH INFORMATION MAY BE COPIED OR OTHERWISE REPRODUCED, REPACKAGED, FURTHER TRANSMITTED, TRANSFERRED, DISSEMINATED, REDISTRIBUTED OR RESOLD, OR STORED FOR SUBSEQUENT USE FOR ANY SUCH PURPOSE, IN WHOLE OR IN PART, IN ANY FORM OR MANNER OR BY ANY MEANS WHATSOEVER, BY ANY PERSON WITHOUT MOODY'S PRIOR WRITTEN CONSENT. FOR CLARITY, NO INFORMATION CONTAINED HEREIN MAY BE USED TO DEVELOP, IMPROVE, TRAIN OR RETRAIN ANY SOFTWARE PROGRAM OR DATABASE, INCLUDING, BUT NOT LIMITED TO, FOR ANY ARTIFICIAL INTELLIGENCE, MACHINE LEARNING OR NATURAL LANGUAGE PROCESSING SOFTWARE, ALGORITHM, METHODOLOGY AND/OR MODEL.

MOODY'S CREDIT RATINGS, ASSESSMENTS, OTHER OPINIONS AND MATERIALS ARE NOT INTENDED FOR USE BY ANY PERSON AS A BENCHMARK AS THAT TERM IS DEFINED FOR REGULATORY PURPOSES AND MUST NOT BE USED IN ANY WAY THAT COULD RESULT IN THEM BEING CONSIDERED A BENCHMARK.

All information contained herein is obtained by MOODY'S from sources believed by it to be accurate and reliable. Because of the possibility of human or mechanical error as well as other factors, however, all information contained herein is provided "AS IS" without warranty of any kind. MOODY'S adopts all necessary measures so that the information it uses in assigning a credit rating is of sufficient quality and from sources MOODY'S considers to be reliable including, when appropriate, independent third-party sources. However, MOODY'S is not an auditor and cannot in every instance independently verify or validate information received in the credit rating process or in preparing its Materials.

To the extent permitted by law, MOODY'S and its directors, officers, employees, agents, representatives, licensors and suppliers disclaim liability to any person or entity for any indirect, special, consequential, or incidental losses or damages whatsoever arising from or in connection with the information contained herein or the use of or inability to use any such information, even if MOODY'S or any of its directors, officers, employees, agents, representatives, licensors or suppliers is advised in advance of the possibility of such losses or damages, including but not limited to: (a) any loss of present or prospective profits or (b) any loss or damage arising where the relevant financial instrument is not the subject of a particular credit rating assigned by MOODY'S.

To the extent permitted by law, MOODY'S and its directors, officers, employees, agents, representatives, licensors and suppliers disclaim liability for any direct or compensatory losses or damages caused to any person or entity, including but not limited to by any negligence (but excluding fraud, willful misconduct or any other type of liability that, for the avoidance of doubt, by law cannot be excluded) on the part of, or any contingency within or beyond the control of, MOODY'S or any of its directors, officers, employees, agents, representatives, licensors or suppliers, arising from or in connection with the information contained herein or the use of or inability to use any such information.

NO WARRANTY, EXPRESS OR IMPLIED, AS TO THE ACCURACY, TIMELINESS, COMPLETENESS, MERCHANTABILITY OR FITNESS FOR ANY PARTICULAR PURPOSE OF ANY CREDIT RATING, ASSESSMENT, OTHER OPINION OR INFORMATION IS GIVEN OR MADE BY MOODY'S IN ANY FORM OR MANNER WHATSOEVER.

Moody's Investors Service, Inc., a wholly-owned credit rating agency subsidiary of Moody's Corporation ("MCO"), hereby discloses that most issuers of debt securities (including corporate and municipal bonds, debentures, notes and commercial paper) and preferred stock rated by Moody's Investors Service, Inc. have, prior to assignment of any credit rating, agreed to pay to Moody's Investors Service, Inc. for credit ratings opinions and services rendered by it. MCO and Moody's Investors Service also maintain policies and procedures to address the independence of Moody's Investors Service credit ratings and credit rating processes. Information regarding certain affiliations that may exist between directors of MCO and rated entities, and between entities who hold credit ratings from Moody's Investors Service, Inc. and have also publicly reported to the SEC an ownership interest in MCO of more than 5%, is posted annually at www.moody's.com under the heading "Investor Relations — Corporate Governance — Charter Documents - Director and Shareholder Affiliation Policy."

Moody's SF Japan K.K., Moody's Local AR Agente de Calificación de Riesgo S.A., Moody's Local BR Agência de Classificação de Risco LTDA, Moody's Local MX S.A. de C.V., I.C.V., Moody's Local PE Clasificadora de Riesgo S.A., and Moody's Local PA Clasificadora de Riesgo S.A. (collectively, the "Moody's Non-NRSRO CRAs") are all indirectly wholly-owned credit rating agency subsidiaries of MCO. None of the Moody's Non-NRSRO CRAs is a Nationally Recognized Statistical Rating Organization.

Additional terms for Australia only: Any publication into Australia of this document is pursuant to the Australian Financial Services License of MOODY'S affiliate, Moody's Investors Service Pty Limited ABN 61 003 399 657AFSL 336969 and/or Moody's Analytics Australia Pty Ltd ABN 94 105 136 972 AFSL 383569 (as applicable). This document is intended to be provided only to "wholesale clients" within the meaning of section 761G of the Corporations Act 2001. By continuing to access this document from within Australia, you represent to MOODY'S that you are, or are accessing the document as a representative of, a "wholesale client" and that neither you nor the entity you represent will directly or indirectly disseminate this document or its contents to "retail clients" within the meaning of section 761G of the Corporations Act 2001. MOODY'S credit rating is an opinion as to the creditworthiness of a debt obligation of the issuer, not on the equity securities of the issuer or any form of security that is available to retail investors.

Additional terms for India only: Moody's credit ratings, Assessments, other opinions and Materials are not intended to be and shall not be relied upon or used by any users located in India in relation to securities listed or proposed to be listed on Indian stock exchanges.

Additional terms with respect to Second Party Opinions (as defined in Moody's Investors Service Rating Symbols and Definitions): Please note that a Second Party Opinion ("SPO") is not a "credit rating". The issuance of SPOs is not a regulated activity in many jurisdictions, including Singapore. JAPAN: In Japan, development and provision of SPOs fall under the category of "Ancillary Businesses", not "Credit Rating Business", and are not subject to the regulations applicable to "Credit Rating Business" under the Financial Instruments and Exchange Act of Japan and its relevant regulation. PRC: Any SPO: (1) does not constitute a PRC Green Bond Assessment as defined under any relevant PRC laws or regulations; (2) cannot be included in any registration statement, offering circular, prospectus or any other documents submitted to the PRC regulatory authorities or otherwise used to satisfy any PRC regulatory disclosure requirement; and (3) cannot be used within the PRC for any regulatory purpose or for any other purpose which is not permitted under relevant PRC laws or regulations. For the purposes of this disclaimer, "PRC" refers to the mainland of the People's Republic of China, excluding Hong Kong, Macau and Taiwan.

CLIENT SERVICES

Americas	1-212-553-1653
Asia Pacific	852-3551-3077
Japan	81-3-5408-4100
EMEA	44-20-7772-5454