

# Fiscal Year 2011 Operating Budget

Presented to the Board of Governors

June 18, 2010

By President Michael T. Nietzel and CFO Nila Hayes





# State Appropriations Summary

- **State appropriation for all expenditures was reduced by \$4.68 million for FY2011 to \$85.31 million**
  - General Revenue Funds \$73.90 million
  - Lottery Proceeds Funds 7.67 million
  - Federal Budget Stabilization Funds 3.74 million
- **The MSU budget reflects \$82.75 million**
  - 3% for governor's holdback is not budgeted
- **State appropriation by fund**
  - Springfield \$77.29 million
  - West Plains 5.37 million
  - Defense and Strategic Studies .09 million



# Springfield Operating Fund Summary

\$ 77.2 million in Operating Revenue

\$ 78.5 million in Non-Operating Revenue (net of transfers)

\$155.7 million in Total Revenue

\$150.8 million in Operating Expenses

\$ 4.2 million in Non-Operating Expenses

\$155.0 million in Total Expenses

\$ .7 million increase in Net Assets



# Designated Fund Summary

- \$14.6 million in Operating Revenues
- \$17.2 million in Operating Expenses
- \$ 2.3 million in Non-Operating Revenues (Expenses)
- Decrease Net Assets by \$.24 million



# Auxiliary System Summary

- Operating Revenues
  - Increase of \$1.72 million
    - Tuition and Fees - \$135 thousand  
(Health Center, Transit and Recreation Center)
    - Sales and Services - \$1.45 million
      - Bookstore - \$.28 million
      - Residence Life - \$1.89 million
      - Transit - \$.05 million
      - All others plan a reduction of \$.77 million
    - Cost of Scholarships decreases \$125 thousand for Intercollegiate Athletics



# Auxiliary System Summary

- Operating Expenses
  - \$358.2 thousand increase
    - (\$113.6) thousand – Salaries and Wages
    - \$108.5 thousand – Other Personnel (e.g. graduate assistant wages and part-time employees)
    - \$115.7 thousand – Fringe Benefits
    - \$149.3 thousand – Utilities
    - \$98.3 thousand – Supplies and Services



# Auxiliary System Summary

- Non-Operating Revenues and Expenses
  - \$698.5 thousand increase in Net Expenses
    - Decrease Gifts and Investment Income - \$133.9 thousand
    - Increase Debt Service Transfers - \$798.9 thousand
    - Decrease Plant Fund Transfers - \$663.9 thousand
    - Decrease Operating Transfers - \$429.6 thousand
- Overall increase in Auxiliary Net Assets of \$3.5 million



# West Plains Summary

## Operating and Non-Operating Revenues

- Increase in Tuition and Fees - \$374,230
- Increase in Auxiliary Income - \$41,514
- Decrease in Non-Operating Revenue - \$410,392
  - Decrease State Appropriations - \$292,177
  - Decrease Gifts - \$75,000
  - Decrease Investment Income - \$1,500
  - Increase in Debt Service and Operating Transfers - \$41,715





# West Plains Summary

## Operating Expenses

- \$214,894 increase
  - \$77,779 for Salaries and Wages
  - \$40,673 for Other Personnel
  - \$73,927 for Fringe Benefits
  - \$22,515 for Utilities, Supplies and Services
- Increase in Net Assets of \$164,641



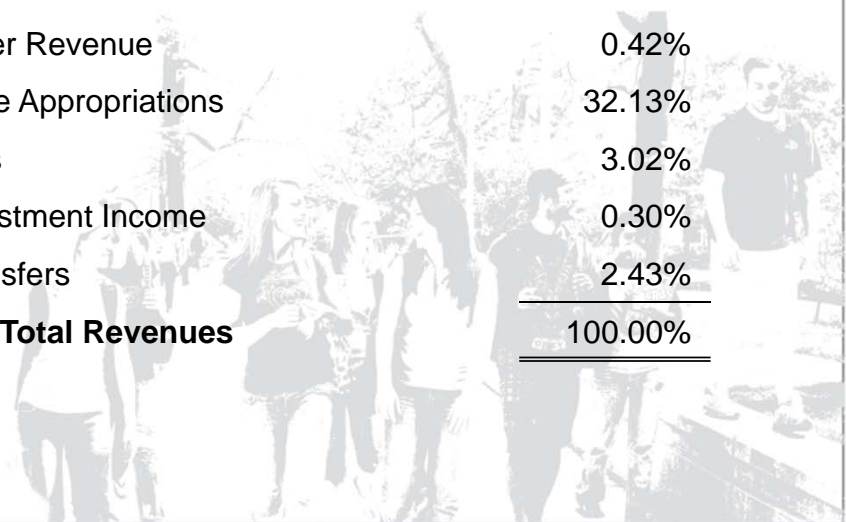


# Fiscal Year 2011 Budget Summary

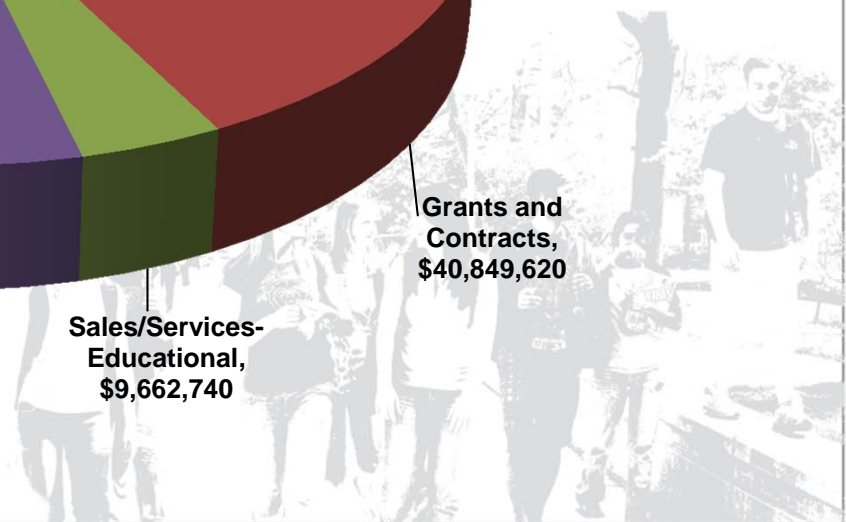
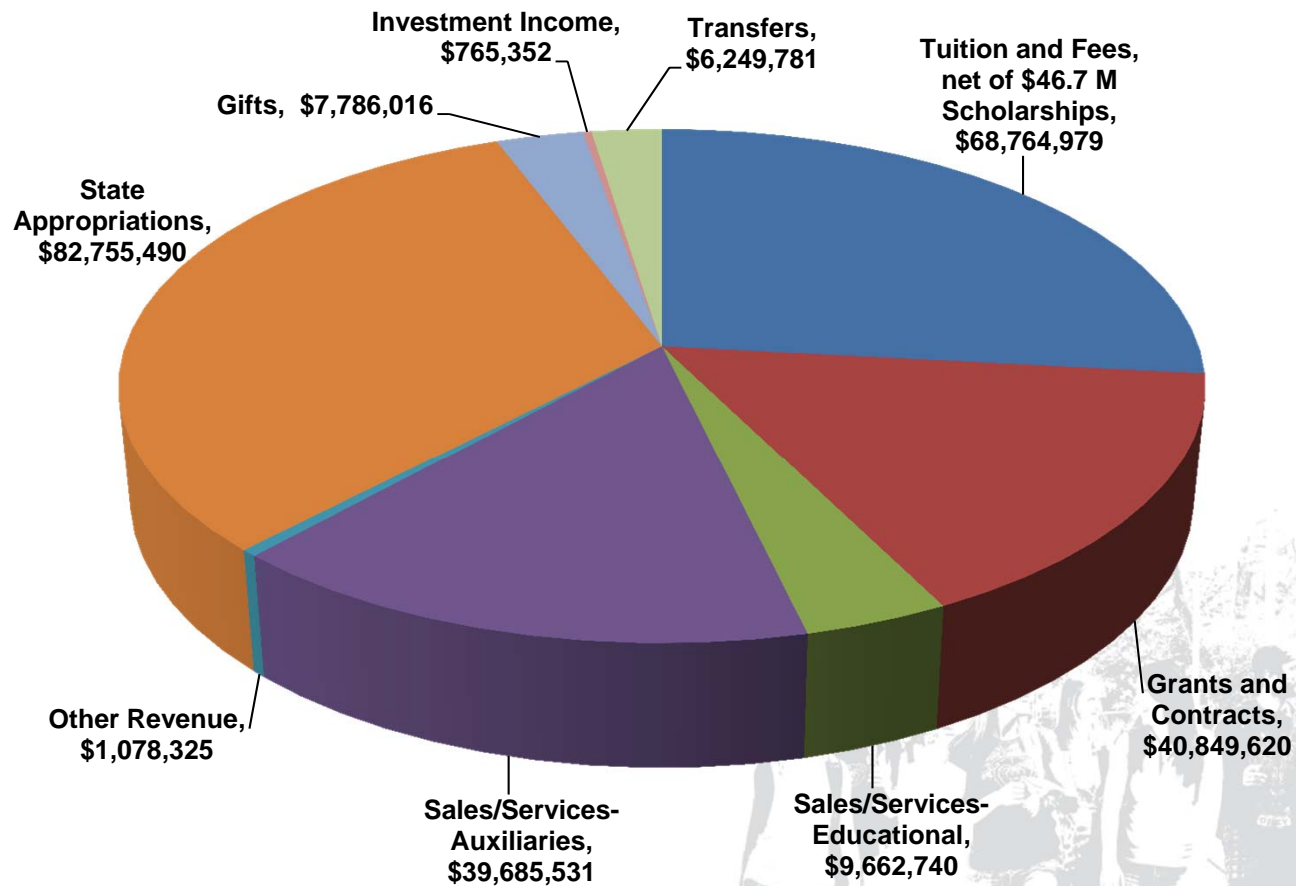
## Revenues

Operating Revenues	\$ 160,041,195
Non-Operating Revenues	97,556,639
<b>Net Revenues</b>	<b>\$ 257,597,834</b>

Tuition and Fees, net of \$46.7 M	
Scholarships	26.68%
Grants and Contracts	15.86%
Sales/Services-Educational	3.75%
Sales/Services-Auxiliaries	15.41%
Other Revenue	0.42%
State Appropriations	32.13%
Gifts	3.02%
Investment Income	0.30%
Transfers	2.43%
<b>Total Revenues</b>	<b>100.00%</b>



# Revenue






# Fiscal Year 2011 Budget Summary

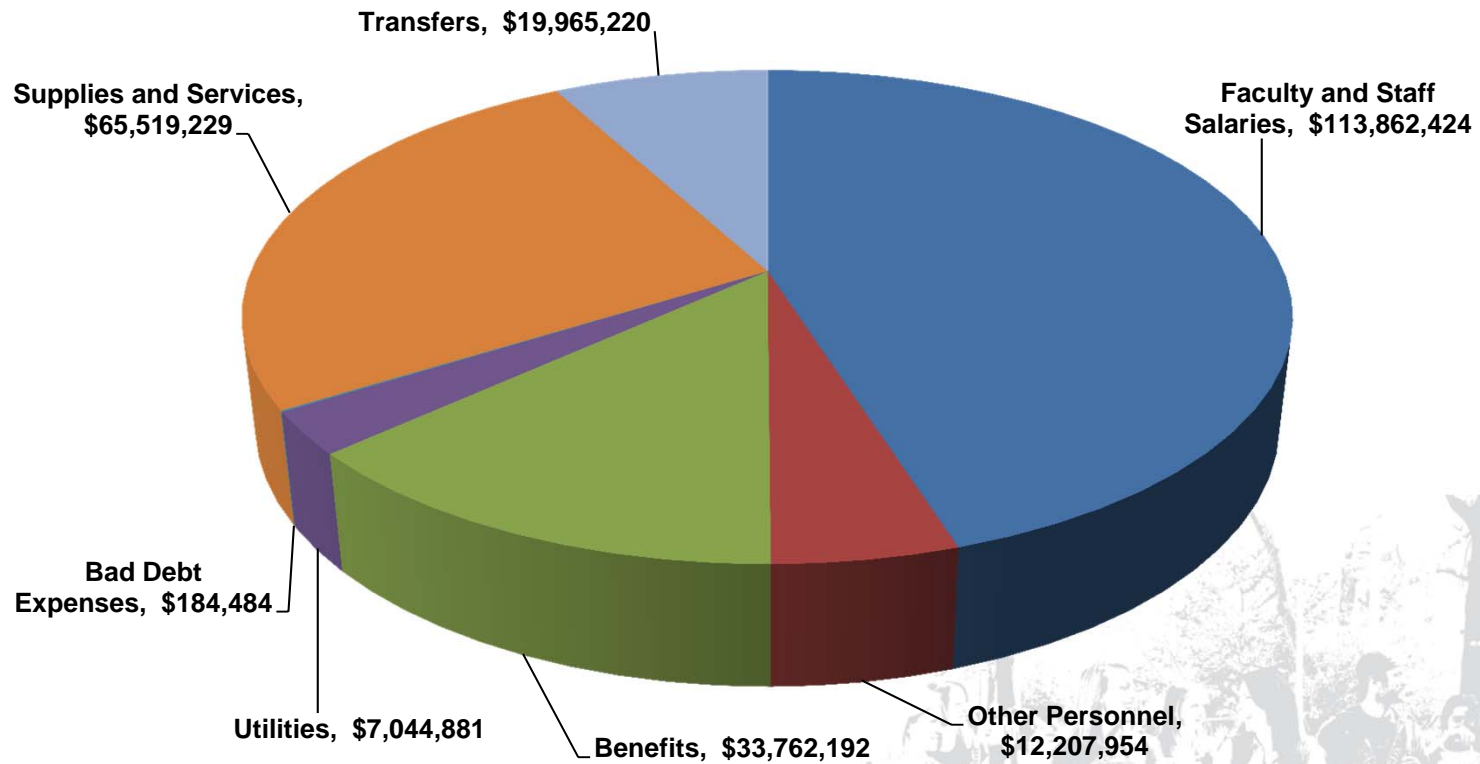
## Expenses

Operating Expense	\$ 232,581,164
Non-Operating Expense	19,965,220
<b>Net Expenses</b>	<b>\$ 252,546,384</b>

Faculty and Staff Salaries	45.09%
Other Personnel	4.83%
Benefits	13.37%
Utilities	2.79%
Bad Debt Expenses	0.07%
Supplies and Services	25.94%
Transfers	7.91%
<b>Total Expenses</b>	<b>100.00%</b>



# Expenses



# Fiscal Year 2009 Expenses by Function

