

## FA14 Freshman Survey\_Honors

**Description:** 1) We would like to do the drawings again. 2) I will upload last year's tool with notes for changes. 3) Instead of sending to all students at once, we will do these in batches, with additional names uploaded for the mass emailing at later dates

**Date Created:** 6/26/2014 2:48:03 PM

**Date Range:** 7/7/2014 8:00:00 AM - 8/29/2014 5:00:00 PM

**Total Respondents:** 175

Q1. What is your major? (If you are undecided or choosing between two or more majors, please choose "Undecided")

Count	Percent		
10	5.71%		Accounting
0	0.00%		Agriculture/Agriculture Communication
0	0.00%		Agricultural Business/Agricultural Marketing and Sales
0	0.00%		Agricultural Business/Enterprise Management
1	0.57%		Agriculture Business/Agriculture Finance and Management
0	0.00%		Agriculture Education
3	1.71%		Animal Science
1	0.57%		Anthropology
1	0.57%		Art and Design
1	0.57%		Art and Design - Education
0	0.00%		Art History
0	0.00%		Art/Ceramics
1	0.57%		Art/Computer Animation
1	0.57%		Art/Digital Arts
0	0.00%		Art/Drawing
0	0.00%		Art/Metals - Jewelry
0	0.00%		Art/Painting
0	0.00%		Art/Photography
0	0.00%		Art/Printmaking
0	0.00%		Art/Sculpture
2	1.14%		Athletic Training
0	0.00%		Biology - Education/Categorical Science
0	0.00%		Biology - Education/Unified Science
0	0.00%		Biology/Ecology, Evolution, and Systematics
0	0.00%		Biology/Microbiology and Biotechnology
0	0.00%		Biology/Organismal Biology
1	0.57%		Biology/Wildlife Biology
8	4.57%		Biology
1	0.57%		Business Education
8	4.57%		Cell and Molecular Biology
0	0.00%		Chemistry - Education/Categorical Science
0	0.00%		Chemistry - Education/Unified Science
2	1.14%		Chemistry/Biochemistry
0	0.00%		Chemistry/Industrial
5	2.86%		Chemistry
2	1.14%		Child and Family Development
0	0.00%		Civil Engineering
0	0.00%		Clinical Laboratory Sciences - Medical Technology
0	0.00%		Clothing, Textiles and Merchandising/Fashion Design and Product Development
1	0.57%		Clothing, Textiles and Merchandising/Fashion Merchandising and Management
2	1.14%		Communication Sciences and Disorders/Audiology
0	0.00%		Communication Sciences and Disorders/Education of the Deaf

0	0.00%		Communication/Comm Studies - BA
0	0.00%		Communication/Ethical Leadership
0	0.00%		Communication/Health Comm
0	0.00%		Communication/Intercultural Com and Diversity
0	0.00%		Communication/Intercultural
0	0.00%		Communication/Interpersonal
0	0.00%		Communication/Organizational
0	0.00%		Communication/Rhetoric
1	0.57%		Communication Science and Disorders/Speech Language Path
0	0.00%		Computer Information Systems
3	1.71%		Computer Science
0	0.00%		Construction Management
1	0.57%		Criminology
0	0.00%		Design/Graphic Design and Illustration
1	0.57%		Design/Graphic Design
0	0.00%		Design/Illustration
6	3.43%		Dietetics
1	0.57%		Early Childhood Education
0	0.00%		Earth Science Education/Unified Science
0	0.00%		Economics
0	0.00%		Electrical Engineering
0	0.00%		Electronic Arts/Audio Studies
1	0.57%		Electronic Arts/Comp Animation Studies
0	0.00%		Electronic Arts/Video Studies
2	1.14%		Elementary Education
0	0.00%		Emerging Technologies Management
2	1.14%		English/Creative Writing
1	0.57%		English/Literature
1	0.57%		English - Education
1	0.57%		Entertainment Management
0	0.00%		Entrepreneurship
0	0.00%		Environmental Plant Science/Crop Science
1	0.57%		Environmental Plant Science/Horticulture
3	1.71%		Exercise and Movement Science/Health Studies
0	0.00%		Facility Management
0	0.00%		Family and Consumer Sciences - Education
2	1.14%		Finance
0	0.00%		Finance/Financial Planning
0	0.00%		Finance/Real Estate
0	0.00%		French
0	0.00%		French - Education
2	1.14%		General Business
0	0.00%		Geography/Environmental - Natural Resources
0	0.00%		Geography/Geotourism

0	0.00%		Geography/Travel Geography
0	0.00%		Geography
0	0.00%		Geology
0	0.00%		Geospatial Sciences
0	0.00%		German
0	0.00%		German - Education
0	0.00%		Gerontology
2	1.14%		Global Studies
0	0.00%		Health Services - Clinical Services
0	0.00%		Health Services - Health Services
2	1.14%		History
1	0.57%		History - Education
1	0.57%		Hospitality and Restaurant Administration/Club Management
0	0.00%		Hospitality and Restaurant Administration/Food and Beverage
0	0.00%		Hospitality and Restaurant Administration/General Options
0	0.00%		Hospitality and Restaurant Administration/Lodging
0	0.00%		Hospitality and Restaurant Administration/Senior Living Management
0	0.00%		Information Technology Service Management
0	0.00%		Interactive New Media Studies
0	0.00%		Interior Design
2	1.14%		Journalism/Broadcast Journalism
0	0.00%		Journalism/Print Journalism
0	0.00%		Logistics and Supply Chain Management
1	0.57%		Management/Administrative Management
0	0.00%		Management/Human Resources Management
2	1.14%		Management/International Business Administration
0	0.00%		Management/Operations Management
1	0.57%		Marketing/Advertising and Promotion
1	0.57%		Marketing/Marketing Management
1	0.57%		Marketing/Marketing Research
0	0.00%		Marketing/Sales/Sales Management
1	0.57%		Mass Media/Digital Film Production
0	0.00%		Mass Media/Film Studies
0	0.00%		Mass Media/Media Operations
1	0.57%		Mass Media/Media Production
0	0.00%		Mass Media/Media Studies
0	0.00%		Mathematics/Actuarial Mathematics
0	0.00%		Mathematics/Applied Mathematics
1	0.57%		Mathematics/Statistics
0	0.00%		Mathematics
0	0.00%		Mathematics - Education
2	1.14%		Middle School Education
1	0.57%		Music/Composition
0	0.00%		Music/Instrumental Performance

1	0.57%		Music/Instrumental
0	0.00%		Music/Jazz Performance
0	0.00%		Music/Keyboard Performance
2	1.14%		Music/Vocal Choral
1	0.57%		Music/Vocal Performance
1	0.57%		Musical Theatre
1	0.57%		Music
0	0.00%		Natural Resources
13	7.43%		Nursing
0	0.00%		Philosophy
0	0.00%		Physical Education
0	0.00%		Physics - Education
2	1.14%		Physics
1	0.57%		Planning/Community Regional Planning
0	0.00%		Planning/Tourism Planning and Development
1	0.57%		Political Science
0	0.00%		Pre-Chiropractic
0	0.00%		Pre-Dental Hygiene
0	0.00%		Pre-Dentistry
1	0.57%		Pre-Engineering
0	0.00%		Pre-Health Profession
1	0.57%		Pre-Law
0	0.00%		Pre-Medicine
0	0.00%		Pre-Occupational Therapy
1	0.57%		Pre-Optometry
1	0.57%		Pre-Pharmacy
0	0.00%		Pre-Physical Therapy
0	0.00%		Pre-Physician Assistant
0	0.00%		Pre-Veterinary Medicine
2	1.14%		Professional Writing
2	1.14%		Psychology
0	0.00%		Public Administration
0	0.00%		Public Relations
0	0.00%		Radiography/Education
0	0.00%		Radiography/Management
0	0.00%		Radiography/Science
0	0.00%		Recreation, Sport, and Park Administration
0	0.00%		Religious Studies
0	0.00%		Respiratory Therapy/Education
0	0.00%		Respiratory Therapy/Management
0	0.00%		Respiratory Therapy/Science
0	0.00%		Risk Management and Insurance
3	1.71%		Social Work
0	0.00%		Sociology

0	0.00%		Socio-Political Communication
3	1.71%		Spanish
5	2.86%		Spanish - Education
2	1.14%		Special Education/Cross Categorical
0	0.00%		Speech and Theatre Education/Communication
0	0.00%		Speech and Theatre Education/Theatre
0	0.00%		Technology Education
0	0.00%		Technology Management
0	0.00%		Theatre Studies
0	0.00%		Theatre/Acting
0	0.00%		Theatre/Dance
0	0.00%		Theatre/Design/Technology/Stage Mgt
0	0.00%		Wildlife Conservation and Management
31	17.71%		Undecided
175 Respondents			

**Q2. What is your gender?**

Count	Percent		
133	76.00%		Female
42	24.00%		Male
175 Respondents			

**Q3. Where are you from?**

Count	Percent		
45	25.71%		Southwest Missouri
37	21.14%		Kansas City/northwest Missouri area
43	24.57%		St. Louis area
5	2.86%		Southeast Missouri area
19	10.86%		Central/northeast Missouri area
26	14.86%		Another state/country (please specify)

Count	Percent		
5	19.23%		Arkansas
7	26.92%		Illinois
3	11.54%		Kansas
1	3.85%		Louisiana
1	3.85%		Nebraska
2	7.69%		Northeast Kansas
3	11.54%		Northwest Arkansas
1	3.85%		St Charles, IL
1	3.85%		Texas
1	3.85%		Virginia
1	3.85%		wisconsin

175 Respondents

**Q4. What is your race/ethnicity? (Check all that apply)**

Count	Respondent %	Response %		
1	0.57%	0.56%	<input type="checkbox"/>	American Indian/Alaskan Native
2	1.14%	1.12%	<input type="checkbox"/>	Asian
2	1.14%	1.12%	<input type="checkbox"/>	Black/African American
0	0.00%	0.00%	<input type="checkbox"/>	Hispanic/Latino
0	0.00%	0.00%	<input type="checkbox"/>	Native Hawaiian/Pacific Islander
173	98.86%	97.19%	<input checked="" type="checkbox"/>	White/Caucasian
0	0.00%	0.00%	<input type="checkbox"/>	Other (please specify)
Count		Percent		
175	Respondents			
178	Responses			

Q5. When did you decide that you would attend Missouri State University?				
Count	Percent			
3	1.71%	<input type="checkbox"/>		I have wanted to go to Missouri State for as long as I can remember.
43	24.57%	<input checked="" type="checkbox"/>		Before my senior year in high school
127	72.57%	<input checked="" type="checkbox"/>		During my senior year in high school
2	1.14%	<input type="checkbox"/>		After I graduated from high school
175	Respondents			

Q6. Please briefly summarize the main reason(s) you chose to attend Missouri State: (Check all that apply)				
Count	Respondent %	Response %		
30	17.14%	3.92%	<input type="checkbox"/>	Close to home
143	81.71%	18.69%	<input checked="" type="checkbox"/>	Cost/good value for education
2	1.14%	0.26%	<input type="checkbox"/>	Far from home
37	21.14%	4.84%	<input type="checkbox"/>	Friends were also attending
87	49.71%	11.37%	<input type="checkbox"/>	It just felt right
114	65.14%	14.90%	<input type="checkbox"/>	Nice campus/campus was the right size
103	58.86%	13.46%	<input type="checkbox"/>	Not too far from home, not too close
94	53.71%	12.29%	<input type="checkbox"/>	Quality academic programs
138	78.86%	18.04%	<input checked="" type="checkbox"/>	Received scholarship(s)
17	9.71%	2.22%	<input type="checkbox"/>	Other (please specify)
Count		Percent		
1	5.88%	<input type="checkbox"/>		Alumni parents and other family
1	5.88%	<input type="checkbox"/>		Band
1	5.88%	<input type="checkbox"/>		Band program
1	5.88%	<input type="checkbox"/>		Excellent swim program
1	5.88%	<input type="checkbox"/>		family in the area
1	5.88%	<input type="checkbox"/>		Gives credit for IB
1	5.88%	<input type="checkbox"/>		Great art program, global awareness
1	5.88%	<input type="checkbox"/>		Great Band Program
1	5.88%	<input type="checkbox"/>		Great nursing program
1	5.88%	<input type="checkbox"/>		Joining Tennis Team
1	5.88%	<input type="checkbox"/>		Library Science was offered
1	5.88%	<input type="checkbox"/>		many opportunities for involvement

1	5.88%	<input type="text"/>	Music Program
1	5.88%	<input type="text"/>	My mother is an alum
1	5.88%	<input type="text"/>	My sister attends MSU
1	5.88%	<input type="text"/>	Nice surrounding city
1	5.88%	<input type="text"/>	To study with certain faculty members

175 Respondents

765 Responses



Q7. Which other college would you have been the most likely to attend had you not chosen Missouri State? (Please indicate only your first alternate choice, even though you may have been considering two or more other institutions.)







Count	Percent		
1	0.57%		Avila University
0	0.00%		Central Methodist University
2	1.14%		College of the Ozarks
3	1.71%		Columbia College
0	0.00%		Crowder College
4	2.29%		Drury University
0	0.00%		East Central College
1	0.57%		Fontbonne University
0	0.00%		Hannibal-LaGrange College
0	0.00%		Harris-Stowe State University
0	0.00%		Jefferson College
2	1.14%		Lindenwood University
1	0.57%		Lincoln University
0	0.00%		Linn State Technical College
2	1.14%		Maryville University
0	0.00%		Metropolitan Community Colleges
0	0.00%		Mineral Area College
0	0.00%		Missouri Baptist University
3	1.71%		Missouri Southern State University
0	0.00%		Missouri State University-West Plains
3	1.71%		Missouri University of Science & Technology
0	0.00%		Missouri Valley College
0	0.00%		Missouri Western State University
0	0.00%		Moberly Area College
0	0.00%		North Central Missouri College
2	1.14%		Northwest Missouri State University
0	0.00%		Ozarks Technical Community College
0	0.00%		Park University
1	0.57%		Rockhurst University
0	0.00%		Saint Charles County Community College
0	0.00%		Saint Louis Community Colleges
7	4.00%		Saint Louis University
5	2.86%		Southeast Missouri State University
2	1.14%		Southwest Baptist University
0	0.00%		State Fair Community College
0	0.00%		Three Rivers Community College
8	4.57%		Truman State University
8	4.57%		University of Central Missouri
29	16.57%		University of Missouri-Columbia
10	5.71%		University of Missouri-Kansas City
2	1.14%		University of Missouri-St. Louis
0	0.00%		Washington University









1	1.52%		Union College, Lincoln Nebraska
1	1.52%		University of Alabama
6	9.09%		University of Arkansas
1	1.52%		University of Arkansas - Fayetteville
1	1.52%		University of Central Arkansas
2	3.03%		University of Chicago
2	3.03%		University of Dayton
3	4.55%		University of Kansas
1	1.52%		university of louisville
1	1.52%		University of Maryland
1	1.52%		University of Michigan
1	1.52%		University of South Carolina
1	1.52%		University of Southern California
2	3.03%		University of Tulsa
1	1.52%		UW Whitewater

66 Respondents







**Q9. Please indicate how important the following considerations were to you in choosing which college to attend: - Quality of the major in which you are interested**

Count	Percent		
88	55.00%		Extremely important
49	30.63%		Very important
13	8.12%		Moderately important
7	4.37%		Somewhat important
3	1.88%		Not at all important
160	Respondents		






**Q10. Please indicate how important the following considerations were to you in choosing which college to attend: - Cost (tuition, fees, room and board)**

Count	Percent		
83	51.88%		Extremely important
56	35.00%		Very important
16	10.00%		Moderately important
3	1.88%		Somewhat important
2	1.25%		Not at all important
160	Respondents		

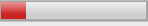




**Q11. Please indicate how important the following considerations were to you in choosing which college to attend: - Amount of financial aid and/or scholarships you received**

Count	Percent		
90	56.25%		Extremely important
52	32.50%		Very important
14	8.75%		Moderately important
4	2.50%		Somewhat important
0	0.00%		Not at all important
160	Respondents		

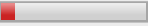




Q12. Please indicate how important the following considerations were to you in choosing which college to attend: - Overall academic reputation

Count	Percent		
39	24.38%		Extremely important
63	39.38%		Very important
50	31.25%		Moderately important
6	3.75%		Somewhat important
2	1.25%		Not at all important
160	Respondents		






Q13. Please indicate how important the following considerations were to you in choosing which college to attend: - Size and appearance of campus

Count	Percent		
28	17.50%		Extremely important
53	33.13%		Very important
54	33.75%		Moderately important
21	13.12%		Somewhat important
4	2.50%		Not at all important
160	Respondents		






Q14. Please indicate how important the following considerations were to you in choosing which college to attend: - City in which the college is located

Count	Percent		
15	9.38%		Extremely important
30	18.75%		Very important
71	44.37%		Moderately important
27	16.88%		Somewhat important
17	10.63%		Not at all important
160	Respondents		






Q15. Please indicate how important the following considerations were to you in choosing which college to attend: - Safety of the campus

Count	Percent		
32	20.00%		Extremely important
54	33.75%		Very important
48	30.00%		Moderately important
20	12.50%		Somewhat important
6	3.75%		Not at all important
160	Respondents		

Q16. Please indicate how important the following considerations were to you in choosing which college to attend: - Quality of residence halls

Count	Percent		
27	16.88%		Extremely important
60	37.50%		Very important
47	29.37%		Moderately important
13	8.12%		Somewhat important
13	8.12%		Not at all important
160	Respondents		







Q17. Please indicate how important the following considerations were to you in choosing which college to attend: - Success of graduates getting jobs

Count	Percent		
65	40.63%		Extremely important
49	30.63%		Very important
34	21.25%		Moderately important
9	5.62%		Somewhat important
3	1.88%		Not at all important
160	Respondents		







Q18. Please indicate how Missouri State compares to the institution you indicated as your first alternate choice: - Quality of the major in which you are interested

Count	Percent		
36	22.50%		Much better at Missouri State
31	19.37%		Somewhat better at Missouri State
57	35.62%		About the same at both colleges
22	13.75%		Somewhat worse at Missouri State
2	1.25%		Much worse at Missouri State
12	7.50%		Not applicable/cannot be compared
160	Respondents		

Q19. Please indicate how Missouri State compares to the institution you indicated as your first alternate choice: - Cost (tuition, fees, room and board)

Count	Percent		
94	58.75%		Much better at Missouri State
30	18.75%		Somewhat better at Missouri State
16	10.00%		About the same at both colleges
14	8.75%		Somewhat worse at Missouri State
4	2.50%		Much worse at Missouri State
2	1.25%		Not applicable/cannot be compared
160	Respondents		

Q20. Please indicate how Missouri State compares to the institution you indicated as your first alternate choice: - Amount of financial aid and/or scholarships you received

Count	Percent		
64	40.00%		Much better at Missouri State
40	25.00%		Somewhat better at Missouri State
23	14.37%		About the same at both colleges
15	9.38%		Somewhat worse at Missouri State
10	6.25%		Much worse at Missouri State
8	5.00%		Not applicable/cannot be compared
160	Respondents		

Q21. Please indicate how Missouri State compares to the institution you indicated as your first alternate choice: - Overall academic reputation

Count	Percent		
20	12.50%		Much better at Missouri State
28	17.50%		Somewhat better at Missouri State
73	45.63%		About the same at both colleges
31	19.37%		Somewhat worse at Missouri State
5	3.13%		Much worse at Missouri State
3	1.88%		Not applicable/cannot be compared
160	Respondents		

Q22. Please indicate how Missouri State compares to the institution you indicated as your first alternate choice: - Size and appearance of campus

Count	Percent		
41	25.62%		Much better at Missouri State
42	26.25%		Somewhat better at Missouri State
37	23.13%		About the same at both colleges
33	20.62%		Somewhat worse at Missouri State
3	1.88%		Much worse at Missouri State
4	2.50%		Not applicable/cannot be compared
160	Respondents		

Q23. Please indicate how Missouri State compares to the institution you indicated as your first alternate choice: - City in which the college is located

Count	Percent		
38	23.75%		Much better at Missouri State
36	22.50%		Somewhat better at Missouri State
55	34.38%		About the same at both colleges
19	11.87%		Somewhat worse at Missouri State
7	4.37%		Much worse at Missouri State
5	3.13%		Not applicable/cannot be compared
160	Respondents		

Q24. Please indicate how Missouri State compares to the institution you indicated as your first alternate choice: - Safety of the campus

Count	Percent		
24	15.00%		Much better at Missouri State
27	16.88%		Somewhat better at Missouri State
86	53.75%		About the same at both colleges
10	6.25%		Somewhat worse at Missouri State
3	1.88%		Much worse at Missouri State
10	6.25%		Not applicable/cannot be compared
160	Respondents		

Q25. Please indicate how Missouri State compares to the institution you indicated as your first alternate choice: - Quality of residence halls

Count	Percent		
30	18.75%		Much better at Missouri State
38	23.75%		Somewhat better at Missouri State
60	37.50%		About the same at both colleges
13	8.12%		Somewhat worse at Missouri State
2	1.25%		Much worse at Missouri State
17	10.63%		Not applicable/cannot be compared
160	Respondents		

Q26. Please indicate how Missouri State compares to the institution you indicated as your first alternate choice: - Success of graduates getting jobs

Count	Percent		
15	9.38%		Much better at Missouri State
22	13.75%		Somewhat better at Missouri State
83	51.88%		About the same at both colleges
15	9.38%		Somewhat worse at Missouri State
1	0.63%		Much worse at Missouri State
24	15.00%		Not applicable/cannot be compared
160	Respondents		







Q27. Please indicate how important the following sources of information were in the college selection process: - Admissions Guide (viewbook)

Count	Percent		
11	6.43%		Extremely important
30	17.54%		Very important
70	40.94%		Moderately important
30	17.54%		Somewhat important
10	5.85%		Not at all important
20	11.70%		Not applicable/did not use
171	Respondents		







Q28. Please indicate how important the following sources of information were in the college selection process: - Scholarship and Financial Aid for Entering Freshmen and Transfer Students brochure

Count	Percent		
61	35.67%		Extremely important
57	33.33%		Very important
34	19.88%		Moderately important
7	4.09%		Somewhat important
4	2.34%		Not at all important
8	4.68%		Not applicable/did not use
171	Respondents		




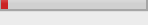


Q29. Please indicate how important the following sources of information were in the college selection process: - The Missouri State website

Count	Percent		
80	46.78%		Extremely important
56	32.75%		Very important
22	12.87%		Moderately important
8	4.68%		Somewhat important
4	2.34%		Not at all important
1	0.58%		Not applicable/did not use
171	Respondents		







Q30. Please indicate how important the following sources of information were in the college selection process: - A brochure or information sheet on the academic programs in which you were interested

Count	Percent		
25	14.62%		Extremely important
47	27.49%		Very important
66	38.60%		Moderately important
19	11.11%		Somewhat important
4	2.34%		Not at all important
10	5.85%		Not applicable/did not use
171	Respondents		

Q31. Please indicate how important the following sources of information were in the college selection process: - A visit to the Missouri State campus you arranged through the Office of Admissions

Count	Percent		
83	48.54%		Extremely important
38	22.22%		Very important
23	13.45%		Moderately important
8	4.68%		Somewhat important
3	1.75%		Not at all important
16	9.36%		Not applicable/did not use
171	Respondents		

Q32. Please indicate how important the following sources of information were in the college selection process: - Missouri State University's Net Price Calculator

Count	Percent		
26	15.20%		Extremely important
35	20.47%		Very important
52	30.41%		Moderately important
17	9.94%		Somewhat important
11	6.43%		Not at all important
30	17.54%		Not applicable/did not use
171	Respondents		



Q33. Did you utilize the Missouri State Facebook Community for new students?

Count	Percent		
100	58.48%		Yes
71	41.52%		No
171	Respondents		

Q34. We are interested in your satisfaction with the Missouri State Facebook Community for New Students. Please indicate your level of agreement with the following statements: - I was able to connect with other new students.

Count	Percent		
21	21.00%		Strongly agree
40	40.00%		Moderately agree
31	31.00%		Neither agree nor disagree
7	7.00%		Moderately disagree
1	1.00%		Strongly disagree
100	Respondents		

Q35. We are interested in your satisfaction with the Missouri State Facebook Community for New Students. Please indicate your level of agreement with the following statements: - I feel more comfortable with starting the fall semester at Missouri State because I was able to meet others through the Community.




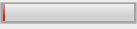


Count	Percent		
14	14.00%		Strongly agree
23	23.00%		Moderately agree
42	42.00%		Neither agree nor disagree
16	16.00%		Moderately disagree
5	5.00%		Strongly disagree
100	Respondents		

Q36. We are interested in your satisfaction with the Missouri State Facebook Community for New Students. Please indicate your level of agreement with the following statements: - I was able to receive answers to questions I posted on the Community.









Count	Percent		
18	18.00%		Strongly agree
23	23.00%		Moderately agree
54	54.00%		Neither agree nor disagree
4	4.00%		Moderately disagree
1	1.00%		Strongly disagree
100	Respondents		

Q37. Do you have any comments or suggestions for improvement regarding the Missouri State Facebook Community for New Students?





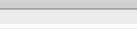

Count	Percent																						
9	9.00%		Yes (please explain)																				
<table border="1"> <thead> <tr> <th>Count</th> <th>Percent</th> <th></th> <th></th> </tr> </thead> <tbody> <tr> <td>1</td> <td>11.11%</td> <td></td> <td>Add "Honor's Floor" to the housing options so I can know people who are living on my floor, and not in the entire Hutchen's building!</td> </tr> <tr> <td>1</td> <td>11.11%</td> <td></td> <td>Encourage students to use it more and maybe have additional communities for transfer students, people with specific majors, and Honors College students.</td> </tr> <tr> <td>1</td> <td>11.11%</td> <td></td> <td>I think it would be beneficial to have a specific area for people who need roommates to find them, for assigned roommates to find each other, and for general questions. The general questions seem to be drowned out with all the roommate searches going on.</td> </tr> <tr> <td>1</td> <td>11.11%</td> <td></td> <td>It might be a fun idea to occasionally have pinned prompts on the page to stimulate discussion. Ask questions, have people answer them, and hopefully that would get more</td> </tr> </tbody> </table>				Count	Percent			1	11.11%		Add "Honor's Floor" to the housing options so I can know people who are living on my floor, and not in the entire Hutchen's building!	1	11.11%		Encourage students to use it more and maybe have additional communities for transfer students, people with specific majors, and Honors College students.	1	11.11%		I think it would be beneficial to have a specific area for people who need roommates to find them, for assigned roommates to find each other, and for general questions. The general questions seem to be drowned out with all the roommate searches going on.	1	11.11%		It might be a fun idea to occasionally have pinned prompts on the page to stimulate discussion. Ask questions, have people answer them, and hopefully that would get more
Count	Percent																						
1	11.11%		Add "Honor's Floor" to the housing options so I can know people who are living on my floor, and not in the entire Hutchen's building!																				
1	11.11%		Encourage students to use it more and maybe have additional communities for transfer students, people with specific majors, and Honors College students.																				
1	11.11%		I think it would be beneficial to have a specific area for people who need roommates to find them, for assigned roommates to find each other, and for general questions. The general questions seem to be drowned out with all the roommate searches going on.																				
1	11.11%		It might be a fun idea to occasionally have pinned prompts on the page to stimulate discussion. Ask questions, have people answer them, and hopefully that would get more																				

			users involved.
1	11.11%		It was likely helpful for other people, however after I found my roommate I decided I'd rather just meet people in person.
1	11.11%		It would be nice to have a way to send a private message to a member of the community without having to add them on Facebook. I know that you can write to the person without adding them, but it's left public.
1	11.11%		More accessible via mobile.
1	11.11%		Provide a section for students looking for a specific type of roommate. For example, if you were looking to room with other Christians you could have a page where other christians could find each other. Or if you wanted to live with the same major but didn't have an LLC you could find people similar to you.
1	11.11%		We should be able to search for specific people within the Missouri state facebook page.
91	91.00%		No
100 Respondents			



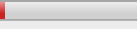

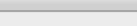

**Q38. Which of the following online college search services have you actively used? (Check all that apply)**

Count	Respondent %	Response %	
24	14.04%	10.43%	 Cappex
77	45.03%	33.48%	 College Board
6	3.51%	2.61%	 CollegeNet
8	4.68%	3.48%	 CollegeView
13	7.60%	5.65%	 Naviance
2	1.17%	0.87%	 Peterson's
26	15.20%	11.30%	 Zinch
74	43.27%	32.17%	 None of the above
171 Respondents			
230 Responses			

**Q39. We are interested in your satisfaction with the service you have received from the Missouri State Office of Admissions. Please indicate your level of agreement with the following statements: - I received a response in a timely manner when I requested information from the Office of Admissions.**

Count	Percent	
88	51.46%	 Strongly agree
54	31.58%	 Moderately agree
12	7.02%	 Neither agree nor disagree
4	2.34%	 Moderately disagree
1	0.58%	 Strongly disagree
12	7.02%	 Not applicable
171 Respondents		

**Q40. We are interested in your satisfaction with the service you have received from the Missouri State Office of Admissions. Please indicate your level of agreement with the following statements: - Staff were helpful when I have contacted the Missouri State Office of Admissions.**

Count	Percent	
101	59.06%	 Strongly agree
43	25.15%	 Moderately agree
9	5.26%	 Neither agree nor disagree
3	1.75%	 Moderately disagree
1	0.58%	 Strongly disagree
14	8.19%	 Not applicable
171 Respondents		

Q41. We are interested in your satisfaction with the service you have received from the Missouri State Office of Admissions. Please indicate your level of agreement with the following statements: - The information I received following my admission was timely and helpful.

Count	Percent		
98	57.31%		Strongly agree
58	33.92%		Moderately agree
8	4.68%		Neither agree nor disagree
2	1.17%		Moderately disagree
3	1.75%		Strongly disagree
2	1.17%		Not applicable
171 Respondents			

Q42. Did you receive a scholarship from Missouri State?

Count	Percent		
170	99.42%		Yes
1	0.58%		No
171 Respondents			

Q43. Please indicate which of the following scholarships you received: (Check all that apply)

Count	Respondent %	Response %	
22	12.94%	7.01%	Presidential Scholarship (\$12,500 per year)
120	70.59%	38.22%	Board of Governors Scholarship (\$5,000 per year)
14	8.24%	4.46%	University Scholarship
2	1.18%	0.64%	Multicultural Leadership Scholarship (\$5,000 per year)
1	0.59%	0.32%	Multicultural Leadership Recognition Award (\$2,000 per year)
0	0.00%	0.00%	Diversity in Education Scholarship
28	16.47%	8.92%	Provost Scholarship (\$2,500 per year)
2	1.18%	0.64%	Deans' Scholarship (\$1,500 per year)
5	2.94%	1.59%	Missouri State Advantage Scholarship
1	0.59%	0.32%	Missouri State Promise Scholarship
2	1.18%	0.64%	Missouri State Leadership Scholarship
7	4.12%	2.23%	A+ Recognition Scholarship
49	28.82%	15.61%	Bright Flight Scholarship
2	1.18%	0.64%	Hutchens/SGA Centennial Leaders Scholarship
28	16.47%	8.92%	Out-of-state fee waiver or Midwest Student Exchange Program
2	1.18%	0.64%	Athletic scholarship
10	5.88%	3.18%	Art, theatre, or music scholarship
19	11.18%	6.05%	Other (please specify what other scholarship(s) you received)

Count	Percent		
1	5.26%		\$350 science department scholarship
1	5.26%		2 \$500 scholarships for my accounting major
2	10.53%		Access Missouri
1	5.26%		Access Missouri
1	5.26%		Access Missouri Grant
1	5.26%		Access Missouri Scholarship
1	5.26%		Bernice Gabriel Memorial Scholarship

1	5.26%	<input type="checkbox"/>	Debate scholarship
1	5.26%	<input type="checkbox"/>	Donor Funded-Greg and Paula Boone Memorial Scholarship
1	5.26%	<input type="checkbox"/>	Dr. Robert W and Charlotte K Bitter Endowed Scholarship Fund
1	5.26%	<input type="checkbox"/>	English
1	5.26%	<input type="checkbox"/>	External Scholarships
1	5.26%	<input type="checkbox"/>	Five outside scholarships
1	5.26%	<input type="checkbox"/>	Ford UAW Scholarship
1	5.26%	<input type="checkbox"/>	James E. and Virginia L. Freer Educational Scholarship
1	5.26%	<input type="checkbox"/>	Kauffman Scholars
1	5.26%	<input type="checkbox"/>	Money awarded by H.S. scholarships which could be used at any college. I kept the Multicultural Scholarship.
1	5.26%	<input type="checkbox"/>	S&H scholarship

170 Respondents

314 Responses

Q44. Which of the following statements best describes your scholarship from Missouri State in comparison with the scholarship offer(s) you received from your first alternate choice college you listed earlier?

Count	Percent		
73	46.20%	<input type="checkbox"/>	I received a better scholarship offer from Missouri State than from the other college.
44	27.85%	<input type="checkbox"/>	The scholarship offer I received from the other college was similar to what I received from Missouri State.
22	13.92%	<input type="checkbox"/>	I received a better scholarship offer from the other college.
19	12.03%	<input type="checkbox"/>	I did not receive a scholarship offer from the other college.
158	Respondents		





Q45. How likely would you have been to attend Missouri State without the scholarship?

Count	Percent		
17	10.00%	<input type="checkbox"/>	Very likely
47	27.65%	<input type="checkbox"/>	Moderately likely
30	17.65%	<input type="checkbox"/>	Neither likely nor unlikely
43	25.29%	<input type="checkbox"/>	Moderately unlikely
33	19.41%	<input type="checkbox"/>	Very unlikely
170	Respondents		

Q46. Did you apply for financial aid (loans, grants, work study)? [To apply for aid, you must have completed the Free Application for Federal Student Aid (FAFSA).]

Count	Percent		
139	81.29%	<input type="checkbox"/>	Yes
32	18.71%	<input type="checkbox"/>	No
171	Respondents		

Q47. Which of the following statements best describes your total financial aid package (scholarships, grants, loans, and/or work study) in comparison with your first alternate choice college you listed earlier?

Count	Percent		
52	40.31%		I received a better financial aid offer from Missouri State.
41	31.78%		The financial aid offer from the other institution was similar to Missouri State's.
10	7.75%		I received a better financial aid offer from the other college.
26	20.16%		I did not receive a financial aid offer from the other college.
129	Respondents		

Q48. Please indicate your level of satisfaction with the service you received from the Missouri State Office of Financial Aid:

Count	Percent		
55	39.57%		Very satisfied
61	43.88%		Moderately satisfied
16	11.51%		Neither satisfied nor dissatisfied
5	3.60%		Moderately dissatisfied
2	1.44%		Very dissatisfied
139	Respondents		

Q49. Are you living in the residence halls on campus this year?

Count	Percent		
161	94.15%		Yes
10	5.85%		No
171	Respondents		

Q50. Please indicate your level of satisfaction with the service you have received from the Residence Life, Housing and Dining Services:

Count	Percent		
70	43.48%		Very satisfied
75	46.58%		Moderately satisfied
11	6.83%		Neither satisfied nor dissatisfied
4	2.48%		Moderately dissatisfied
1	0.62%		Very dissatisfied
161	Respondents		



Q51. Did you arrange a campus visit through the Office of Admissions?

Count	Percent		
109	63.74%		Yes
62	36.26%		No
171	Respondents		

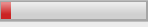


Q52. Please indicate your level of satisfaction with your overall visit experience:

Count	Percent		
78	71.56%		Very satisfied
31	28.44%		Moderately satisfied
0	0.00%		Neither satisfied nor dissatisfied
0	0.00%		Moderately dissatisfied
0	0.00%		Very dissatisfied
109	Respondents		





Q53. Were you aware of Missouri State's Public Affairs mission during the college search process?

Count	Percent		
90	52.63%		Yes
81	47.37%		No
171	Respondents		

Q54. Was Missouri State's Public Affairs mission a factor in your choice to attend Missouri State?

Count	Percent		
6	6.67%		Absolutely, it was one of the main reasons I chose MSU.
48	53.33%		While not one of the main reasons, it was important to me.
36	40.00%		Not really, I was coming to Missouri State anyway.
90	Respondents		




Q55. How involved were your parent(s)/legal guardian(s) in the college search and selection process?

Count	Percent		
28	16.37%		Very involved, we made the decision together
68	39.77%		Involved, they did research, but I made the final decision
65	38.01%		Somewhat involved, they visited schools with me but I did most of the research
10	5.85%		Not involved at all
171	Respondents		

Q56. During high school, did you take one or more online courses (courses taught via the internet) for high school credit?

Count	Percent		
38	22.22%		Yes
133	77.78%		No
171	Respondents		

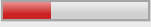





Q57. When visiting the Missouri State website, have you been able to find the information that you needed in a timely manner?

Count	Percent		
155	90.64%		Yes
16	9.36%		No
0	0.00%		I have not used the Missouri State website.
171	Respondents		







Q58. How does the Missouri State website compare to the other college websites you visited?

Count	Percent		
31	18.13%		Much better
67	39.18%		Somewhat better
65	38.01%		About the same
7	4.09%		Somewhat worse
1	0.58%		Much worse
171	Respondents		


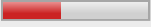




Q59. Please indicate your level of agreement with the following statements: - Admissions to the Honors College was an important factor in my decision to attend Missouri State.

Count	Percent		
57	33.33%		Strongly agree
58	33.92%		Moderately agree
37	21.64%		Neither agree nor disagree
15	8.77%		Moderately disagree
4	2.34%		Strongly disagree
0	0.00%		Not applicable
171	Respondents		







Q60. Please indicate your level of agreement with the following statements: - I am satisfied with the information and service I have received from the Honors College office.

Count	Percent		
75	43.86%		Strongly agree
68	39.77%		Moderately agree
18	10.53%		Neither agree nor disagree
8	4.68%		Moderately disagree
2	1.17%		Strongly disagree
0	0.00%		Not applicable
171	Respondents		







Q61. Please indicate your level of agreement with the following statements: - The material provided by the Honors College was informative.

Count	Percent		
73	42.69%		Strongly agree
69	40.35%		Moderately agree
20	11.70%		Neither agree nor disagree
8	4.68%		Moderately disagree
1	0.58%		Strongly disagree
0	0.00%		Not applicable
171	Respondents		







Q62. Please indicate your level of agreement with the following statements: - The Honors College at Missouri State is better than honors programs at other colleges and universities I considered.

Count	Percent		
31	19.50%		Strongly agree
29	18.24%		Moderately agree
65	40.88%		Neither agree nor disagree
8	5.03%		Moderately disagree
6	3.77%		Strongly disagree
20	12.58%		Not applicable
159	Respondents		







Q63. Please indicate the level of importance you place on each of the following benefits of the Honors College: - An enriched environment in the classroom that better fits my needs

Count	Percent		
79	46.20%		Extremely important
57	33.33%		Very important
28	16.37%		Moderately important
6	3.51%		Somewhat important
0	0.00%		Not at all important
1	0.58%		Not applicable
171	Respondents		







Q64. Please indicate the level of importance you place on each of the following benefits of the Honors College: - A smaller community of scholars within the larger university

Count	Percent		
83	48.54%		Extremely important
46	26.90%		Very important
25	14.62%		Moderately important
11	6.43%		Somewhat important
4	2.34%		Not at all important
2	1.17%		Not applicable
171	Respondents		

Q65. Please indicate the level of importance you place on each of the following benefits of the Honors College: - Early registration privileges

Count	Percent		
107	62.57%		Extremely important
38	22.22%		Very important
18	10.53%		Moderately important
3	1.75%		Somewhat important
3	1.75%		Not at all important
2	1.17%		Not applicable
171	Respondents		

Q66. Please indicate the level of importance you place on each of the following benefits of the Honors College: - The opportunity to live in Honors College residences

Count	Percent		
37	21.64%		Extremely important
21	12.28%		Very important
38	22.22%		Moderately important
23	13.45%		Somewhat important
48	28.07%		Not at all important
4	2.34%		Not applicable
171	Respondents		

Q67. Do you have any additional comments regarding the Honors College?

Count	Percent		
19	11.11%		Yes (please share)



1	5.26%	<input type="text"/>	Any questions I had were answered thoroughly and quickly. I was impressed with the speedy communication.
1	5.26%	<input type="text"/>	At SOAR, I was not given the opportunity to register for classes before the people in my group that were non-honors and I found that to be very disappointing because that was something advertised about being in the honors college and was supposed to be a privilege. Yet, the last spot in a class I wanted was taken by a student who got to register before me that was non-honors.
1	5.26%	<input type="text"/>	Awesome opportunities I can receive unlike any other college I applied to.
1	5.26%	<input type="text"/>	I also place a lot of importance on the extra library privileges, a benefit the survey question above did not list.
1	5.26%	<input type="text"/>	I am not entirely sure what has to be done to stay in the Honors College.
1	5.26%	<input type="text"/>	I didn't know much about the difference between honors college classes vs. regular classes whenever I was accepted into the honors college. It would be helpful to have a flyer, brochure, or even a small list concerning differences in the classroom setting.
1	5.26%	<input type="text"/>	I had to contact the honors college myself to receive an invitation by informing them that I had received a 27 on the ACT. It would've been nice to have received my invitation without having to ask for it. I didn't have a 27 when I first got accepted to MSU, but after sending my improved ACT score, I would have thought that the honors college (or someone who processes the ACT scores) would've noticed the 27 and taken proper measures to send me the invitation. I'm glad that I did get my invitation, but at a point, I was afraid that I was cheated out of an invitation solely because I did not have a 27 when I was admitted to MSU.
1	5.26%	<input type="text"/>	I have already recieved honors college benefits (early registration, honors residences, etc.) but was never actually notified that I was accepted into honora college. Maybe it was lost in the mail or something, but notification would've made quite a few things much less confusing for me.
1	5.26%	<input type="text"/>	I have yet to find or receive information on all the requirements to graduate from Missouri State University with honors
1	5.26%	<input type="text"/>	I was never able to attend the SOAR sessions for Honors College only so when I went to my session the Honors College was never mentioned when registering for classes. I'm still not certain about classes so you should make sure to reach out to all HC students at all sessions.
1	5.26%	<input type="text"/>	I would appreciate a more stream-lined process for Honors College programming. The honors college seems less visible than the rest of the university's programs.
1	5.26%	<input type="text"/>	The Honors College presentation at SOAR was way too long and seemed to repeat information.
1	5.26%	<input type="text"/>	The Honors College was definitely a big part of my decision to attend Missouri State. They have been extremely helpful and have worked with me to come up with a schedule that meets all of my specific academic needs.
1	5.26%	<input type="text"/>	They promised on the phone I could be in an Honor's Psych class even though I couldn't attend the "Honor's Only" SOAR session. However, when I went to register for my classes there were no seats available. I was very disappointed. There have been ZERO perks of being an honors student thus far. I hope this changes. :(
1	5.26%	<input type="text"/>	Unfortunately, I've had a lot of issues with the Honors College. I qualified for the Honors College, but didn't receive anything about it in the mail or via email. I called and we figured out that I had been looked over in the system, which is understandable considering the volume of students. However, I didn't receive confirmation on my acceptance, so I had to call again. I was told that I had again, been looked over, but I received confirmation soon after my call. Then at SOAR, I wasn't listed as an Honors College student in the system. My SOAR leaders called the Honors College, but they were out of the office, which I also understand, but that meant that I wasn't able to participate in any of the Honors College activities at SOAR. This was unfortunate because I had quite a few questions about the Honors College. So overall, I haven't had the best experience.
1	5.26%	<input type="text"/>	When choosing Missouri State, the Honors College was very important to me. MSU's Honors College is unique - and better :) - in that it offers two routes for receiving honors. At some universities, I found that their honors program merely added additional requirements to graduation that didn't necessarily seem worth while for all members. At MSU, I feel as if the Honors requirements are much more worth while and do-able within students' four-year plans, while still giving them the option to go even further above and beyond with a Departmental.
1	5.26%	<input type="text"/>	When I first started to apply for the Honors College I was not aware that freshmen in the Honors College were required to take UHC 110. It most likely was written somewhere and I missed it, but having a more apparent notice that the course is required would have made registration easier. That being said I am very excited to take UHC 110.
1	5.26%	<input type="text"/>	While the information about the benefits an Honors College student receives was clear, it was hard to get a grasp of how and why it would enhance the college experience. The talk surrounding the honors college was cliché flattery. i.e. "You are the best of the best and you

are going to be rewarded for that." Perhaps this is the best way to get students to join the Honors College.

1 5.26%  Wish during one of my two visits I could have looked at the rooms in my dorm.

152 88.89%  No

171 Respondents

Q68. Do you have any comments or suggestions for improvement regarding the Missouri State website and/or features on other college websites you particularly like?

Count Percent

18 10.53%  Yes (please share)

Count Percent

- |   |       |                          |   |
|---|-------|--------------------------|---|
| 1 | 5.56% | <input type="checkbox"/> | Adding clear links within subcategories of a department that take you back to that department's main page.  |
| 1 | 5.56% | <input type="checkbox"/> | Before I went to SOAR, I found it very difficult to navigate the website once you have logged in. Perhaps, make a video tutorial and email it to students on an email outside of their MSU email, that way the information is definitely getting to them.   |
| 1 | 5.56% | <input type="checkbox"/> | College websites tend to be difficult to navigate when searching for something specific. Even when using search, it is difficult to find the information I need. If it is possible, I suggest editing the search engine so that it will display more relevant results, with a focus on information pages rather than news, blogs, events, and articles. |
| 1 | 5.56% | <input type="checkbox"/> | For the MSU website. Improve the search results. Many results are irrelevant. Also some of the pages were difficult to find because the tab that they were located/hidden under did not make sense to me.   |
| 1 | 5.56% | <input type="checkbox"/> | I appreciate the organization as far as "future students" "current students" etc.   |
| 1 | 5.56% | <input type="checkbox"/> | I especially like how easy everything is to find on the website.  |
| 1 | 5.56% | <input type="checkbox"/> | I like the activities board on the website.   |
| 1 | 5.56% | <input type="checkbox"/> | Include a breakdown of costs for when it comes time to pay tuition that shows where financial aid has been subtracted and will be needed.   |
| 1 | 5.56% | <input type="checkbox"/> | Information on the pages I need to work with are easy to work with and I have never experienced a network problem!  |
| 1 | 5.56% | <input type="checkbox"/> | Instead of having a separate MyMissouriState website it would be nice to just be able to be logged in while on MissouriState and have accesses to the additional assets on MyMissouriState  |
| 1 | 5.56% | <input type="checkbox"/> | Letters are all very small and titles to categories are not very clear. Not very easy to navigate, it's almost like playing I Spy   |
| 1 | 5.56% | <input type="checkbox"/> | The Missouri State website is very good! If there could be uniformity among the academic programs (4 year plan, catalog access, etc.) and departmental websites, that would make the website much easier to use, it is however, a minor issue.  |
| 1 | 5.56% | <input type="checkbox"/> | The my Missouri State website was very hard to figure out. Specifically it was difficult setting up and creating different logins. A tutorial on what the different websites are and how to set them up would be helpful for new students.  |
| 1 | 5.56% | <input type="checkbox"/> | The page which showed the dimensions of each room was very helpful.   |
| 1 | 5.56% | <input type="checkbox"/> | The search tool doesn't consistently provide accurate results. It is often hard to find specific pages, degree offerings, and programs because of this.   |
| 1 | 5.56% | <input type="checkbox"/> | The website is not a bad one, but I find it very difficult to navigate and find exactly what you are looking for without help from someone who already knows the website well. I feel that the website is too dependant on the "search" aspect rather than just having information clearly presented in an organized fasion.                            |
| 1 | 5.56% | <input type="checkbox"/> | There needs to be something like a a comprehensive list of the webpages. It was often difficult to navigate or difficult to find what I was looking for.  |
| 1 | 5.56% | <input type="checkbox"/> | When looking at rooms in the housing, I would have like a way to see more details into the rooms.   |

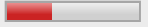


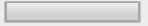




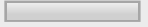
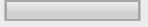









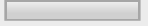



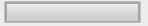
153 89.47%  No, I have no suggestions.

171 Respondents

Q69. Did you have any particularly frustrating or disappointing experiences with Missouri State prior to enrolling?

Count	Percent		
20	11.70%	<input checked="" type="checkbox"/>	Yes (please share)
Count	Percent		
1	5.00%	<input type="checkbox"/>	Emails were not sent to both the student account and personal email account, important information regarding registration should be sent to both.
1	5.00%	<input type="checkbox"/>	I called Reslife repeatedly to find out my room assignment and was told to simply wait for a few weeks. Unfortunately, my payment had actually not gone through at all, which I could have corrected more quickly had they looked up my account when I called and asked. Since my contract was not officially completed until a later date, I may not get the housing situation I had wanted to get.
1	5.00%	<input type="checkbox"/>	I had no relationship with him admissions counselor. He failed to respond to me and answer my questions adequately. It felt like he didn't care if I chose Missouri State or not.
1	5.00%	<input type="checkbox"/>	I have completed 34 hours of credit prior to my freshman year. I sent my transcripts to MSU and took a sealed copy to Honors Soar. I was not able to take English classes because the university wouldn't accept my sealed transcript. My mailed one hadn't been entered. We graduated late this year due to snow days. I thought the university would make accommodations. English is my major and I didn't get to take the coursework in my major.
1	5.00%	<input type="checkbox"/>	I was disappointed that I did not receive the Presidential Scholarship because it would have helped me pay for my college tuition.
1	5.00%	<input type="checkbox"/>	I was disappointed there was no Alumni Scholarship.
1	5.00%	<input type="checkbox"/>	Length of time waiting to get answers from Missouri State regarding FAFSA.
1	5.00%	<input type="checkbox"/>	long delay on FAFSA results (several months)
1	5.00%	<input type="checkbox"/>	On my first campus visit I attended a Showcase session and had a negative experience talking to the staff of my chosen field. They seemed unwilling to speak with me and claimed that I was thinking about graduate school too early in my college career. As a high achieving student looking at multiple direct-entry graduate programs, I was forced to look at the whole of my college education, not simply the first step. I felt very belittled and frustrated that I could not gain the information needed to compare Missouri State to my other college options. This negative encounter jaded the rest of my visit and I left with a terrible impression.
1	5.00%	<input type="checkbox"/>	Registration, I could not take certain classes because I did not have enough "MSU credit." However I came in with over 30 hours of Dual Credit, which means I really needed to take those classes with those prerequisites, This was VERY frustrating. And by the time I got to actually register (because I had to completely reconstruct my schedule) my honors classes were full and I then had to completely reconstruct my schedule for a third time. VERY frustrating. Those preuqs should be ANY transferred credit whether dual, AP, or another college.
1	5.00%	<input type="checkbox"/>	See "Honors College" free response section. Also, there was a lot of cussing and vulgar name calling in a skit done by SOAR leaders during my SOAR session. I thought it was crude and unprofessional. Good theater doesn't need cursing to get a point across.
1	5.00%	<input type="checkbox"/>	See my comments on the Honors College.
1	5.00%	<input type="checkbox"/>	SOAR was a bit overwhelming
1	5.00%	<input type="checkbox"/>	Somehow my housing contract was removed so that I was no longer attending Missouri State shortly before the start of the fall semester even though I had not cancelled my contract.
1	5.00%	<input type="checkbox"/>	The actual enrollment process for classes at SOAR was not as organized and helpful as I had hoped.
1	5.00%	<input type="checkbox"/>	The financial aid office was not very helpful or understanding.
1	5.00%	<input type="checkbox"/>	The financial aid through My Missouri State was confusing. It took a very long time for it to state that it had received my fasfa and I was worried that it had not gone though.
1	5.00%	<input type="checkbox"/>	The Taylor Health and wellness center lost my health background info 3 times
1	5.00%	<input type="checkbox"/>	Two little things that were remotely frustrating: never hearing anything back from the Departmental scholarship application (but I understand that since there are so many companies and students, you can't contact everyone to tell them they didn't get a scholarship), and waiting so long to hear back about what dorm I got in to.
151	88.30%	<input checked="" type="checkbox"/>	No
171	Respondents		

Q70. Do you have any especially positive experiences with Missouri State or with individual people or offices at MSU that you wish to share?

Count	Percent		
69	40.35%		Yes (please share)
Count	Percent		
1	1.45%		All the staff and students I met were very helpful and made me feel very welcome to the school!
1	1.45%		Amy Perkins from the band department was extremely helpful when I was researching the band department.
1	1.45%		Anytime I walked on campus I was greeted by smiling faces and great attitudes by faculty and students alike!
1	1.45%		At the Presidential Scholarship interviews I was surprised at how friendly and informative the students and faculty were, and felt really good because they seemed genuinely excited that I was there.
1	1.45%		Attending SOAR was a wonderful experience. All of the SOAR leaders were informative and helpful, they deserve the utmost respect for all they do.
1	1.45%		Both my visit during summer and my SOAR session leaders were amazing and helpful.
1	1.45%		Both of the professors I met with, one at my visit to MSU (Kathy English) and one at SOAR (Tracy Dalton), were awesome. They were professional but not in a stiff way as I imagined most college professors were. They were very approachable and had fun personalities.
1	1.45%		Everyone here, faculties and students alike, were very kind and helpful. It was very different from any of the other colleges I visited, just because people were willing to reach out and help you rather than walk right on by.
1	1.45%		Everyone I met is extremely positive and friendly. My SOAR leaders, Samantha Shadid and Brandon Dick, were exceptionally helpful and friendly and still are happy to help even after SOAR.
1	1.45%		Everyone I talked to was very well educated about the campus; I could ask them anything and they had an immediate and helpful answer.
1	1.45%		Everyone is extremely professional while being personable. The campus does a good job of selecting students to communicate with new students.
1	1.45%		Everyone is so nice! From the registrar's office, to financial aid, to admissions. It's wonderful.
1	1.45%		Everyone is very friendly and helpful
1	1.45%		Everyone was extremely friendly and made me feel at home.
1	1.45%		Everyone was very helpful and friendly. I really felt welcomed which had not happened on tours at other colleges.
1	1.45%		Everyone who helped with both mi private visit, the presidential scholarship interview, and at orientation were very nice. At the interview I was pleasantly surprised that one of the helpers made sure to talk to me and help me with anything I needed, then recognized me later and asked how it went.
1	1.45%		First off, I loved that MSU sent so much mail to my house. It actually made me feel like MSU wanted me as a student instead of just "alright we got her to apply, our job is done." Second, both Dr. Hein and Katie Tucker from the HRA department were a huge factor in my deciding to attend MSU this fall. They made me feel welcome and their personalities are incredibly easy to get along with. I definitely look forward to spending 4 years with them in the HRA program!
1	1.45%		Hillary Mayes was very helpful when I was working on finding more information on my major.
1	1.45%		I am one to ask questions, and whenever I have called Missouri State University (whether it be financial aid, housing and dining, or admissions) I have always gotten the answers I needed. I am confident with the staff here, and I know I will be able to ask them anything!
1	1.45%		I came to visit Missouri State for the first time in January for the Presidential scholarship interviews and everyone there was very friendly. It definitely encouraged me to go to MSU and was a big part in my decision.
1	1.45%		I enjoyed SOAR both of my SOAR leaders were very nice.
1	1.45%		I had a great experience during my first campus visit last year. I loved it so much that I knew it was the college for me. Everyone was so welcoming and the campus felt like home. When I returned for the Presidential Scholarship interviews, everyone was extremely kind and helpful. This summer, everyone helping with SOAR, including my leaders (Brett and Allie), was helpful, informative, and welcoming. I truly love being on MSU's campus.
1	1.45%		I have allergies and Missouri State was extremely helpful in allowing me to comfortably attend MSU.

1	1.45%	<input type="text"/>	I loved SOAR and all the leaders.
1	1.45%	<input type="text"/>	I loved the Showcase I attended. It was very informative and really helped me decide to go here. I attended because Missouri State reached out to me with an experience when no other college did. SOAR was a very pleasant experience. Zach Riel and Ashton Lafeber of Group 8 were wonderful, helpful, and friendly.
1	1.45%	<input type="text"/>	I met with the director of the political science department about halfway through my senior year of high school during a visit and he was extremely helpful and informative and gave me information on global studies and the accelerated master program offered for that degree, which is now my declared major
1	1.45%	<input type="text"/>	I really enjoyed the summer SOAR program. My SOAR leaders, counselor, and generally everyone I met was very helpful and pleasant. The SOAR was an exceptionally informational experience, as well as a fun one. (The performance by "Brass and Sass" was great!)
1	1.45%	<input type="text"/>	I really liked soar and the leaders. It was nice to be able to meet people and stay in one of the residence halls before moving in.
1	1.45%	<input type="text"/>	I talked to a man in the financial aid office that clarified every question that I had. he was upbeat and made me think more positively about paying for college than I had been before.
1	1.45%	<input type="text"/>	I wanted to tour the Scholar's House dorm but it was not open during my SOAR session. Someone from Residence Life made a special trip to show my mom and I around the dorm.
1	1.45%	<input type="text"/>	I was able to meet with Dean Bryant from the College of Business. She was very personable and gave me some really good advice on my college experience and my future career.
1	1.45%	<input type="text"/>	In high school I felt as though I was a "kid," and many teachers seemed to brush off my ideals and opinions. The staff at Missouri State are incredibly kind and realistic in comparison to my past experiences with teachers/professors.
1	1.45%	<input type="text"/>	Jasper Bowles was at the college fair in Monroe City. I had not heard of Missouri State until that day but when he presented the university to me he made me much more interested in Missouri State.
1	1.45%	<input type="text"/>	Josh Hammock kicks butt
1	1.45%	<input type="text"/>	Meeting with multiple advisors and professors one on one to get information that was very helpful.
1	1.45%	<input type="text"/>	Met with Joseph Williams for information on CMB major. He was very helpful and made both me and my parents very excited for me to be in such a great program.
1	1.45%	<input type="text"/>	Missouri State was by far the most personal college that I maintained a relationship with during high school. It seemed like they tried to build an actual relationship with me. The admissions office sent me birthday cards, kept in regular contact with me, and arranged incredible campus visits (one in particular on 3-days notice). This was not the same with other colleges. I truly felt like I was valued as a person before I was even admitted. I have primarily interacted with the admissions staff, but they are really incredible.
1	1.45%	<input type="text"/>	My academic advisor for SOAR, Carmen, was very helpful and nice.
1	1.45%	<input type="text"/>	My adviser was extremely helpful during the class registration process during SOAR
1	1.45%	<input type="text"/>	My high school band has always gone to the Ozarko Band Festival that is ran by the MSU Pride Band and staff. It has always been efficient, entertaining, and I have nothing but positive experiences from it. Because of the positive experiences of the band and of the campus that I have received from participating in the Ozarko band competition I decided to attend MSU. So far I have been very impressed with the band, the staff, and the students involved within the band programs; everyone has made be very excited to join the Pride Band and to become a Bear!
1	1.45%	<input type="text"/>	My meeting with an advisor in the history department was very informative. Also, the music program auditions and all the faculty involved were highly beneficial.
1	1.45%	<input type="text"/>	My SOAR leaders (Laura Wolf and Brandon Simpson) were exceptional, a lot of fun, knowledgeable, and helpful.
1	1.45%	<input type="text"/>	My SOAR leaders were absolutely awesome. They made me feel less like a freshman and more like a general student. I've had overall good experiences with everyone I've met. It has been awesome.
1	1.45%	<input type="text"/>	My SOAR leaders were extremely relatable, fun, and helpful.
1	1.45%	<input type="text"/>	My SOAR leaders were great. Actually, all of the SOAR leaders were great. They were very helpful and really fun and nice!
1	1.45%	<input type="text"/>	My SOAR leaders, Bob Eberling and Cassidy Wrap were fantastic.
1	1.45%	<input type="text"/>	Office of Financial Aid helped find a flaw in my FAFSA that allowed me to receive more money

1	1.45%	<input type="checkbox"/>	On my first campus visit I was able to sit in on a rehearsal of one of the MSU choirs. Later, when I was taking my guided tour of campus, I had three members of the choir come and talk to me about the music program. That honestly was the turning point of when I decided to make MSU my top college choice.
1	1.45%	<input type="checkbox"/>	On my first visit, I was walking into the student union with my mom and a professor who was walking the same way opened the door in front of us and walked with us to our destination while asking us how our visit was. His friendliness and the friendliness of everyone I encountered on campus weighed into my college decision.
1	1.45%	<input type="checkbox"/>	On my visit to campus, I really enjoyed being able to sit down and speak with Dr.White, head of the CSD department. It was nice to know that she took the time to talk with me about the program. At other college visits, the faculty and department heads did not take the time to speak with me individually. I think this experience made me more comfortable with my decision to attend Missouri State.
1	1.45%	<input type="checkbox"/>	People were always willing to help. The environment felt very relaxed yet safe.
1	1.45%	<input type="checkbox"/>	Really enjoyed SOAR. My leaders were very informative, and I got the impression the school is very academically driven.
1	1.45%	<input type="checkbox"/>	Sarah Nenninger helped me out a lot with everything in the business department.
1	1.45%	<input type="checkbox"/>	Scott Handley was incredibly helpful, working with me, my department, the Health Professions Scholars Program, the Presidential Scholars Program, and the Honors College to come up with a schedule that met all of my specific needs.
1	1.45%	<input type="checkbox"/>	SOAR is a fantastic experience. The group leaders are extremely helpful and help make Missouri State feel like home.
1	1.45%	<input type="checkbox"/>	SOAR Leaders were awesome!!!
1	1.45%	<input type="checkbox"/>	SOAR was amazing and super helpful!!
1	1.45%	<input type="checkbox"/>	The office or the registrar and residence life was extremely helpful and kind.
1	1.45%	<input type="checkbox"/>	The people at the financial aid office are very helpful. I had a few questions so I just went in during my SOAR session. The lady that helped me was very friendly and informative.
1	1.45%	<input type="checkbox"/>	The presidential scholarship interview day was very informative. The Honors College Representatives were very friendly.
1	1.45%	<input type="checkbox"/>	The professors are so nice and really get to know everyone. When I went on a college visit, the English professor was extremely helpful, and that was what made me decide to choose MSU :)
1	1.45%	<input type="checkbox"/>	The SOAR leaders for group 20 were amazing and made me really excited for MSU
1	1.45%	<input type="checkbox"/>	The SOAR leaders were very kind and informative, and, in my opinion, they did a great job welcoming us to MSU.
1	1.45%	<input type="checkbox"/>	Tracy Dalton was wonderfully helpful and understanding as a temporary advisor when it came to answering my questions and revising my schedule during the registration process.
1	1.45%	<input type="checkbox"/>	Tracy Dalton In general. :)
1	1.45%	<input type="checkbox"/>	When I applied over the summer before my senior year, I had no idea what my "current courses" were since I would not receive my class schedule until right before the new school year. When I emailed admissions, I was informed that I could submit a list of the classes I signed up for. Immediately after I submitted my expected classes, I was immediately notified that I had been accepted. The admissions office was very understanding of my situation. When I emailed Honors College in regards to not receiving an invitation, they were very helpful and sent out my HC admissions packet the following day. I was pleased.
1	1.45%	<input type="checkbox"/>	When I visited campus for the first time, my mind was already made up to attend another college. However, the enthusiasm and passion of my tour guides made me feel incredibly at home on the Missouri State campus, which led to me deciding to attend Missouri State this fall.
1	1.45%	<input type="checkbox"/>	When I went to MSU to interview for the presidential scholarship, I spoke with Sarah Nenninger, a recruitment manager for the college of business. She was able to answer the questions I had about the college of business and made me excited to enter.
1	1.45%	<input type="checkbox"/>	Working with my academic advisor during SOAR was a very positive experience. She made me feel comfortable and helped me better understand the general education requirements.

102 59.65%   No

171 Respondents