

FA12 Freshmen Survey-Non-Honors

Description: I will provide the FA11 version's outline with changes. I would like to see a preview by 7/24/12. I would like to do a drawing.

Date Created: 7/14/2012 3:59:00 PM

Date Range: 7/30/2012 8:00:00 AM - 8/17/2012 11:59:00 PM

Total Respondents: 370

Q1. What is your major? (If you are undecided or choosing between two or more majors, please choose "Undecided")

Count	Percent		
12	3.24%	<input type="text"/>	Accounting
1	0.27%	<input type="text"/>	Agriculture/Agriculture Communication
3	0.81%	<input type="text"/>	Agricultural Business/Agricultural Marketing and Sales
1	0.27%	<input type="text"/>	Agricultural Business/Enterprise Management
1	0.27%	<input type="text"/>	Agriculture Business/Agriculture Finance and Management
1	0.27%	<input type="text"/>	Agriculture Education
2	0.54%	<input type="text"/>	Animal Science
2	0.54%	<input type="text"/>	Anthropology
4	1.08%	<input type="text"/>	Art and Design
1	0.27%	<input type="text"/>	Art and Design- Education
0	0.00%	<input type="text"/>	Art History
0	0.00%	<input type="text"/>	Art/Ceramics
0	0.00%	<input type="text"/>	Art/Computer Animation
1	0.27%	<input type="text"/>	Art/Digital Arts
0	0.00%	<input type="text"/>	Art/Drawing
0	0.00%	<input type="text"/>	Art/Metals- Jewelry
0	0.00%	<input type="text"/>	Art/Painting
0	0.00%	<input type="text"/>	Art/Photography
0	0.00%	<input type="text"/>	Art/Printmaking
0	0.00%	<input type="text"/>	Art/Sculpture
5	1.35%	<input type="text"/>	Athletic Training
0	0.00%	<input type="text"/>	Biology - Education/Categorical Science
3	0.81%	<input type="text"/>	Biology - Education/Unified Science
0	0.00%	<input type="text"/>	Biology/Ecology, Evolution and Systematics
1	0.27%	<input type="text"/>	Biology/Microbiology & Biotechnology
0	0.00%	<input type="text"/>	Biology/Organismal Biology
3	0.81%	<input type="text"/>	Biology/Wildlife Biology
14	3.78%	<input type="text"/>	Biology
4	1.08%	<input type="text"/>	Business Education
12	3.24%	<input type="text"/>	Cell and Molecular Biology
0	0.00%	<input type="text"/>	Chemistry- Education/Categorical Science
1	0.27%	<input type="text"/>	Chemistry- Education/Unified Science
5	1.35%	<input type="text"/>	Chemistry/Biochemistry
0	0.00%	<input type="text"/>	Chemistry/Industrial
4	1.08%	<input type="text"/>	Chemistry
4	1.08%	<input type="text"/>	Child and Family Development
1	0.27%	<input type="text"/>	Civil Engineering
0	0.00%	<input type="text"/>	Clinical Laboratory Sciences-Medical Technology
1	0.27%	<input type="text"/>	Clothing, Textiles and Merchandising/Fashion Design and Product Development
1	0.27%	<input type="text"/>	Clothing, Textiles and Merchandising/Fashion Merchandising and Management
4	1.08%	<input type="text"/>	Communication Sciences and Disorders/Audiology
0	0.00%	<input type="text"/>	Communication Sciences and Disorders/Education of the Deaf
		<input type="text"/>	

1	0.27%		Communication/Comm Studies- BA
0	0.00%		Communication/Ethical Leadership
0	0.00%		Communication/Health Comm
0	0.00%		Communication/Intercultural Com and Diversity
0	0.00%		Communication/Intercultural
1	0.27%		Communication/Interpersonal
0	0.00%		Communication/Organizational
0	0.00%		Communication/Rhetoric
2	0.54%		Communication Science and Disorders/Speech Language Path
0	0.00%		Computer Information Systems
0	0.00%		Computer Science
1	0.27%		Construction Management
16	4.32%		Criminology
1	0.27%		Design/Graphic Design and Illustration
1	0.27%		Design/Graphic Design
0	0.00%		Design/Illustration
4	1.08%		Dietetics
5	1.35%		Early Childhood Education
0	0.00%		Earth Science Education/Unified Science
0	0.00%		Economics
1	0.27%		Electrical Engineering
2	0.54%		Electronic Arts/Audio Studies
0	0.00%		Electronic Arts/Comp Animation Studies
0	0.00%		Electronic Arts/Multimedia
1	0.27%		Electronic Arts/Video Studies
17	4.59%		Elementary Education
0	0.00%		Emerging Technologies Management
4	1.08%		English/Creative Writing
0	0.00%		English/Literature
1	0.27%		English- Education
6	1.62%		Entertainment Management
2	0.54%		Entrepreneurship
1	0.27%		Environmental Plant Science/Crop Science
2	0.54%		Environmental Plant Science/Horticulture
7	1.89%		Exercise and Movement Science/Health Studies
0	0.00%		Facility Management
1	0.27%		Family and Consumer Sciences - Education
6	1.62%		Finance
1	0.27%		Finance/Financial Planning
2	0.54%		Finance/Real Estate
1	0.27%		French
0	0.00%		French- Education
2	0.54%		General Business
0	0.00%		Geography/Environmental-Natural Resources

0	0.00%		Geography/Geotourism
0	0.00%		Geography/Travel Geography
0	0.00%		Geography
2	0.54%		Geology
0	0.00%		Geospatial Sciences
0	0.00%		German
0	0.00%		German- Education
0	0.00%		Gerontology
2	0.54%		Global Studies
3	0.81%		History
2	0.54%		History - Education
1	0.27%		Hospitality and Restaurant Administration/Club Management
0	0.00%		Hospitality and Restaurant Administration/Food and Beverage
0	0.00%		Hospitality and Restaurant Administration/General Options
1	0.27%		Hospitality and Restaurant Administration/Lodging
0	0.00%		Hospitality and Restaurant Administration/Senior Living Management
0	0.00%		Information Technology Service Management
1	0.27%		Interior Design
1	0.27%		Journalism/Broadcast Journalism
1	0.27%		Journalism/Print Journalism
1	0.27%		Logistics and Supply Chain Management
1	0.27%		Management/Administrative Management
0	0.00%		Management/Human Resources Management
0	0.00%		Management/International Business Administration
0	0.00%		Management/Operations Management
3	0.81%		Marketing/Advertising and Promotion
3	0.81%		Marketing/Marketing Management
0	0.00%		Marketing/Marketing Research
1	0.27%		Marketing/Sales/Sales Management
2	0.54%		Mass Media/Digital Film Production
1	0.27%		Mass Media/Film Studies
0	0.00%		Mass Media/Media Operations
1	0.27%		Mass Media/Media Production
0	0.00%		Mass Media/Media Studies
0	0.00%		Mathematics/Actuarial Mathematics
2	0.54%		Mathematics/Applied Mathematics
0	0.00%		Mathematics/Statistics
0	0.00%		Mathematics
1	0.27%		Mathematics- Education
0	0.00%		Middle School Education
0	0.00%		Music/Composition
2	0.54%		Music/Instrumental Performance
1	0.27%		Music/Instrumental
0	0.00%		Music/Jazz Performance

0	0.00%		Music/Keyboard Performance
5	1.35%		Music/Vocal Choral
2	0.54%		Music/Vocal Performance
1	0.27%		Musical Theatre
1	0.27%		Music
0	0.00%		Natural Resources
17	4.59%		Nursing
0	0.00%		Philosophy
0	0.00%		Physical Education
0	0.00%		Physics- Education
1	0.27%		Physics
0	0.00%		Planning/Community Regional Planning
0	0.00%		Planning/Tourism Planning and Development
3	0.81%		Political Science
2	0.54%		Pre-Chiropractic
0	0.00%		Pre-Dental Hygiene
0	0.00%		Pre-Dentistry
0	0.00%		Pre-Engineering
0	0.00%		Pre-Health Profession
2	0.54%		Pre-Law
5	1.35%		Pre-Medicine
1	0.27%		Pre-Occupational Therapy
0	0.00%		Pre-Optometry
2	0.54%		Pre-Pharmacy
1	0.27%		Pre-Physical Therapy
1	0.27%		Pre-Physician Assistant
3	0.81%		Pre-Veterinary Medicine
1	0.27%		Professional Writing
14	3.78%		Psychology
0	0.00%		Public Administration
2	0.54%		Public Relations
2	0.54%		Radiography/Education
0	0.00%		Radiography/Management
2	0.54%		Radiography/Science
2	0.54%		Recreation, Sport and Park Administration
0	0.00%		Religious Studies
0	0.00%		Respiratory Therapy/Education
0	0.00%		Respiratory Therapy/Management
0	0.00%		Respiratory Therapy/Science
0	0.00%		Risk Management and Insurance
1	0.27%		Social Work
0	0.00%		Sociology
1	0.27%		Socio-Political Communication
1	0.27%		Spanish

0	0.00%	<input type="checkbox"/>	Spanish- Education
1	0.27%	<input type="checkbox"/>	Special Education/Cross Categorical
0	0.00%	<input type="checkbox"/>	Speech and Theatre Education/Communication
1	0.27%	<input type="checkbox"/>	Speech and Theatre Education/Theatre
0	0.00%	<input type="checkbox"/>	Technology Education
0	0.00%	<input type="checkbox"/>	Technology Management
1	0.27%	<input type="checkbox"/>	Theatre Studies
1	0.27%	<input type="checkbox"/>	Theatre/Acting
1	0.27%	<input type="checkbox"/>	Theatre/Dance
0	0.00%	<input type="checkbox"/>	Theatre/Design/Technology/Stage Mgt
1	0.27%	<input type="checkbox"/>	Wildlife Conservation and Management
77	20.81%	<input checked="" type="checkbox"/>	Undecided
370 Respondents			

Q2. What is your gender?

Count	Percent		
262	70.81%	<input checked="" type="checkbox"/>	Female
108	29.19%	<input checked="" type="checkbox"/>	Male
370 Respondents			



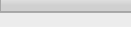







Q3. Where are you from?

Count	Percent		
105	28.38%	<input checked="" type="checkbox"/>	Southwest Missouri
57	15.41%	<input checked="" type="checkbox"/>	Kansas City/northwest Missouri area
123	33.24%	<input checked="" type="checkbox"/>	St. Louis area
21	5.68%	<input type="checkbox"/>	Southeast Missouri area
34	9.19%	<input type="checkbox"/>	Central/northeast Missouri area
30	8.11%	<input type="checkbox"/>	Another state/country (please specify)


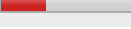


Count	Percent		
4	13.33%	<input checked="" type="checkbox"/>	Arkansas
1	3.33%	<input type="checkbox"/>	california
1	3.33%	<input type="checkbox"/>	California
1	3.33%	<input type="checkbox"/>	Cincinnati Ohio
1	3.33%	<input type="checkbox"/>	Davenport Iowa
1	3.33%	<input type="checkbox"/>	Florida
1	3.33%	<input type="checkbox"/>	Fort Madison, IA
1	3.33%	<input type="checkbox"/>	Fort Smith, Arkansas
1	3.33%	<input type="checkbox"/>	Georgia
2	6.67%	<input type="checkbox"/>	Idaho
2	6.67%	<input type="checkbox"/>	Illinois
1	3.33%	<input type="checkbox"/>	Kansas
1	3.33%	<input type="checkbox"/>	Little Rock, Arkansas
1	3.33%	<input type="checkbox"/>	Michigan
1	3.33%	<input type="checkbox"/>	Minnesota
1	3.33%	<input type="checkbox"/>	Mississippi

1	3.33%		Nebraska
1	3.33%		Oklahoma
1	3.33%		San Diego, CA
1	3.33%		Tennessee
2	6.67%		Texas
1	3.33%		Washington, D.C
1	3.33%		Western Illinois
1	3.33%		Wichita, KS
370 Respondents			











Q4. What is your race/ethnicity? (Check all that apply)

Count	Respondent %	Response %							
9	2.43%	2.26%	 American Indian/Alaskan Native						
11	2.97%	2.76%	 Asian						
33	8.92%	8.27%	 Black/African American						
18	4.86%	4.51%	 Hispanic/Latino						
2	0.54%	0.50%	 Native Hawaiian/Pacific Islander						
325	87.84%	81.45%	 White/Caucasian						
1	0.27%	0.25%	 Other (please specify)						
<table border="1"> <thead> <tr> <th>Count</th> <th>Percent</th> <th></th> </tr> </thead> <tbody> <tr> <td>1</td> <td>100.00%</td> <td> Maltese</td> </tr> </tbody> </table>				Count	Percent		1	100.00%	 Maltese
Count	Percent								
1	100.00%	 Maltese							
370 Respondents									
399 Responses									

Q5. When did you decide that you would attend Missouri State University?

Count	Percent	
28	7.57%	 I have wanted to go to Missouri State for as long as I can remember.
116	31.35%	 Before my senior year in high school
213	57.57%	 During my senior year in high school
13	3.51%	 After I graduated from high school
370 Respondents		

Q6. Please briefly summarize the main reason(s) you chose to attend Missouri State: (Check all that apply)

Count	Respondent %	Response %		
90	24.32%	6.17%	 Close to home	
257	69.46%	17.63%	 Cost/good value for education	
19	5.14%	1.30%	 Far from home	
97	26.22%	6.65%	 Friends were also attending	
180	48.65%	12.35%	 It just felt right	
264	71.35%	18.11%	 Nice campus/campus was the right size	
221	59.73%	15.16%	 Not too far from home, not too close	
177	47.84%	12.14%	 Quality academic programs	
115	31.08%	7.89%	 Received scholarship(s)	
38	10.27%	2.61%	 Other (please specify)	
<table border="1"> <thead> <tr> <th>Count</th> <th>Percent</th> </tr> </thead> </table>			Count	Percent
Count	Percent			

1	2.63%	<input type="checkbox"/>	Alumni
1	2.63%	<input type="checkbox"/>	Band
1	2.63%	<input type="checkbox"/>	Both my parents attended Msu
1	2.63%	<input type="checkbox"/>	Brother goes here as well
1	2.63%	<input type="checkbox"/>	Brother passed away and needed to stay close to home
1	2.63%	<input type="checkbox"/>	cousins attended and had a great experience
1	2.63%	<input type="checkbox"/>	Division 1
1	2.63%	<input type="checkbox"/>	duel credits transfered
1	2.63%	<input type="checkbox"/>	Equine Program, can live at home.
1	2.63%	<input type="checkbox"/>	FABULOUS FINE ARTS DEPARTMENT
1	2.63%	<input type="checkbox"/>	Familiar with campus
1	2.63%	<input type="checkbox"/>	Family near campus
1	2.63%	<input type="checkbox"/>	father went there
1	2.63%	<input type="checkbox"/>	Football
1	2.63%	<input type="checkbox"/>	Friend recommended it
1	2.63%	<input type="checkbox"/>	good for my degree
1	2.63%	<input type="checkbox"/>	had my degree
1	2.63%	<input type="checkbox"/>	Had my major
1	2.63%	<input type="checkbox"/>	has a football team
1	2.63%	<input type="checkbox"/>	Has a good Pre-Med program
1	2.63%	<input type="checkbox"/>	has a great vocal program
1	2.63%	<input type="checkbox"/>	I love the town of Springfield!
1	2.63%	<input type="checkbox"/>	military veteran, using post 9/11 GI Bill
1	2.63%	<input type="checkbox"/>	Mom went here
1	2.63%	<input type="checkbox"/>	Music faculty/music program appealed greatly to me
1	2.63%	<input type="checkbox"/>	Music teacher is perfect for me
1	2.63%	<input type="checkbox"/>	Online classes
1	2.63%	<input type="checkbox"/>	Other family members attended.
1	2.63%	<input type="checkbox"/>	Prayer
1	2.63%	<input type="checkbox"/>	ROTC
2	5.26%	<input type="checkbox"/>	ROTC Program
1	2.63%	<input type="checkbox"/>	Sibling attended as well
1	2.63%	<input type="checkbox"/>	Sister attending also
1	2.63%	<input type="checkbox"/>	small campus feel for a larger college with many fun things to do
1	2.63%	<input type="checkbox"/>	Soccer
1	2.63%	<input type="checkbox"/>	Sports Scholarship
1	2.63%	<input type="checkbox"/>	The softball team
370 Respondents			
1458 Responses			





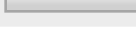













Q7. Which other college would you have been the most likely to attend had you not chosen Missouri State? (Please indicate only your first alternate choice, even though you may have been considering two or more other institutions)

Count	Percent		
0	0.00%	<input type="text"/>	Avila University
3	0.81%	<input type="text"/>	Central Methodist University
11	2.97%	<input type="text"/>	College of the Ozarks
4	1.08%	<input type="text"/>	Columbia College
2	0.54%	<input type="text"/>	Crowder College
16	4.32%	<input type="text"/>	Drury University
2	0.54%	<input type="text"/>	East Central College
0	0.00%	<input type="text"/>	Fontbonne University
0	0.00%	<input type="text"/>	Hannibal-LaGrange College
1	0.27%	<input type="text"/>	Harris-Stowe State University
0	0.00%	<input type="text"/>	Jefferson College
3	0.81%	<input type="text"/>	Lindenwood University
1	0.27%	<input type="text"/>	Lincoln University
0	0.00%	<input type="text"/>	Linn State Technical College
1	0.27%	<input type="text"/>	Maryville University
2	0.54%	<input type="text"/>	Metropolitan Community Colleges
0	0.00%	<input type="text"/>	Mineral Area College
1	0.27%	<input type="text"/>	Missouri Baptist University
7	1.89%	<input type="text"/>	Missouri Southern State University
2	0.54%	<input type="text"/>	Missouri State University-West Plains
4	1.08%	<input type="text"/>	Missouri University of Science & Technology
0	0.00%	<input type="text"/>	Missouri Valley College
4	1.08%	<input type="text"/>	Missouri Western State University
0	0.00%	<input type="text"/>	Moberly Area College
0	0.00%	<input type="text"/>	North Central Missouri College
9	2.43%	<input type="text"/>	Northwest Missouri State University
7	1.89%	<input type="text"/>	Ozarks Technical Community College
0	0.00%	<input type="text"/>	Park University
2	0.54%	<input type="text"/>	Rockhurst University
0	0.00%	<input type="text"/>	Saint Charles County Community College
5	1.35%	<input type="text"/>	Saint Louis Community Colleges
14	3.78%	<input type="text"/>	Saint Louis University
23	6.22%	<input type="text"/>	Southeast Missouri State University
4	1.08%	<input type="text"/>	Southwest Baptist University
1	0.27%	<input type="text"/>	State Fair Community College
0	0.00%	<input type="text"/>	Three Rivers Community College
14	3.78%	<input type="text"/>	Truman State University
22	5.95%	<input type="text"/>	University of Central Missouri
94	25.41%	<input type="text"/>	University of Missouri-Columbia
9	2.43%	<input type="text"/>	University of Missouri-Kansas City
2	0.54%	<input type="text"/>	University of Missouri-St. Louis
4	1.08%	<input type="text"/>	Washington University

2	0.54%		Webster University
0	0.00%		Westminster College
2	0.54%		William Jewell College
1	0.27%		William Woods University
57	15.41%		Alternate choice not listed
34	9.19%		I did not apply to any other colleges.
370	Respondents		







Q8. If your first alternate choice was not listed, please specify the college here:

Count	Percent		
57	100.00%		
Count	Percent		
1	1.75%		Arkansas state
1	1.75%		benedictine college
1	1.75%		bennett college
1	1.75%		Brescia University
1	1.75%		Cal State Los Angeles
1	1.75%		Concordia University Wisconsin
1	1.75%		East Central University in Oklahoma
1	1.75%		Eastern Illinois University
1	1.75%		Evangel University
1	1.75%		Florida State University
1	1.75%		Georgia Southern University
1	1.75%		Georgia Tech
1	1.75%		Idaho State University
1	1.75%		Indiana University
1	1.75%		Iowa Wesleyan
1	1.75%		John Wood Community College
1	1.75%		Kansas City Kansas Community College
1	1.75%		Kansas State
1	1.75%		Kansas State University
1	1.75%		Kansas State University
1	1.75%		Kansas University
1	1.75%		Middle Tennessee State University
1	1.75%		Mississippi State University
1	1.75%		Mizzou
1	1.75%		Montana State University
1	1.75%		Montana State University
2	3.51%		Murray State University
1	1.75%		Northern Michigan University
1	1.75%		Northwest Nazarene University
1	1.75%		Pitt State University
1	1.75%		Pittsburg State University
1	1.75%		Rhodes
1	1.75%		Rhodes College

1	1.75%		rust college
1	1.75%		SIUE Edwardsville
1	1.75%		Southern Illinois University
1	1.75%		st. ambrose university
1	1.75%		Texas A&M
1	1.75%		Texas Christian University
1	1.75%		univ. of Texas
1	1.75%		University of Arizona
5	8.77%		University of Arkansas
1	1.75%		university of boulder colorado
1	1.75%		university of Florida
1	1.75%		University of Georgia
1	1.75%		University of Kentucky
1	1.75%		university of minnesota
1	1.75%		University of Mississippi
1	1.75%		University Of Nebraska-Lincoln
2	3.51%		University of Oklahoma
1	1.75%		USC







57 Respondents

Q9. Please indicate how important the following issues were in choosing which college to attend: - Quality of the major in which you are interested

Count	Percent		
182	56.17%		Extremely important
102	31.48%		Very important
29	8.95%		Moderately important
7	2.16%		Slightly important
4	1.23%		Not at all important


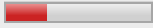


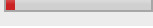
324 Respondents

Q10. Please indicate how important the following issues were in choosing which college to attend: - Cost (tuition and fees)





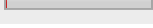
Count	Percent		
189	58.33%		Extremely important
92	28.40%		Very important
35	10.80%		Moderately important
7	2.16%		Slightly important
1	0.31%		Not at all important

324 Respondents





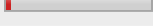
Q11. Please indicate how important the following issues were in choosing which college to attend: - Amount of financial aid and/or scholarships you received

Count	Percent		
138	42.59%		Extremely important
91	28.09%		Very important
57	17.59%		Moderately important
19	5.86%		Slightly important
19	5.86%		Not at all important
324	Respondents		





Q12. Please indicate how important the following issues were in choosing which college to attend: - Overall academic reputation

Count	Percent		
99	30.56%		Extremely important
151	46.60%		Very important
66	20.37%		Moderately important
6	1.85%		Slightly important
2	0.62%		Not at all important
324	Respondents		





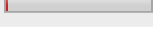
Q13. Please indicate how important the following issues were in choosing which college to attend: - Size and appearance of campus

Count	Percent		
76	23.46%		Extremely important
120	37.04%		Very important
96	29.63%		Moderately important
22	6.79%		Slightly important
10	3.09%		Not at all important
324	Respondents		






Q14. Please indicate how important the following issues were in choosing which college to attend: - City in which the college is located

Count	Percent		
52	16.05%		Extremely important
95	29.32%		Very important
97	29.94%		Moderately important
61	18.83%		Slightly important
19	5.86%		Not at all important
324	Respondents		






Q15. Please indicate how important the following issues were in choosing which college to attend: - Safety of the campus

Count	Percent		
122	37.65%		Extremely important
105	32.41%		Very important
71	21.91%		Moderately important
21	6.48%		Slightly important
5	1.54%		Not at all important
324	Respondents		





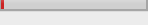
Q16. Please indicate how important the following issues were in choosing which college to attend: - Quality of social life on campus

Count	Percent		
89	27.47%		Extremely important
107	33.02%		Very important
92	28.40%		Moderately important
23	7.10%		Slightly important
13	4.01%		Not at all important
324	Respondents		






Q17. Please indicate how important the following issues were in choosing which college to attend: - Quality of residence halls

Count	Percent		
87	26.85%		Extremely important
124	38.27%		Very important
71	21.91%		Moderately important
16	4.94%		Slightly important
26	8.02%		Not at all important
324	Respondents		


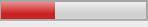


Q18. Please indicate how important the following issues were in choosing which college to attend: - Availability of technology on campus

Count	Percent		
81	25.00%		Extremely important
118	36.42%		Very important
93	28.70%		Moderately important
25	7.72%		Slightly important
7	2.16%		Not at all important
324	Respondents		

Q19. Please indicate how important the following issues were in choosing which college to attend: - Success of graduates getting jobs

Count	Percent		
169	52.16%		Extremely important
96	29.63%		Very important
49	15.12%		Moderately important
7	2.16%		Slightly important
3	0.93%		Not at all important
324	Respondents		





Q20. Please indicate how important the following issues were in choosing which college to attend: - Quality of recruitment materials

Count	Percent		
50	15.43%		Extremely important
86	26.54%		Very important
122	37.65%		Moderately important
37	11.42%		Slightly important
29	8.95%		Not at all important
324	Respondents		





Q21. In regards to the following issues, please indicate how Missouri State compares to the institution you indicated as your first alternate choice: - Quality of the major in which you are interested

Count	Percent		
90	27.78%		Much better at Missouri State
66	20.37%		Slightly better at Missouri State
107	33.02%		About the same at both colleges
30	9.26%		Slightly worse at Missouri State
2	0.62%		Much worse at Missouri State
29	8.95%		Not applicable/cannot be compared
324	Respondents		

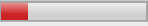




Q22. In regards to the following issues, please indicate how Missouri State compares to the institution you indicated as your first alternate choice: - Cost (tuition and fees)

Count	Percent		
140	43.21%		Much better at Missouri State
70	21.60%		Slightly better at Missouri State
48	14.81%		About the same at both colleges
42	12.96%		Slightly worse at Missouri State
20	6.17%		Much worse at Missouri State
4	1.23%		Not applicable/cannot be compared
324	Respondents		


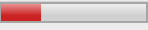



Q23. In regards to the following issues, please indicate how Missouri State compares to the institution you indicated as your first alternate choice: - Amount of financial aid and/or scholarships you received

Count	Percent		
79	24.38%		Much better at Missouri State
61	18.83%		Slightly better at Missouri State
85	26.23%		About the same at both colleges
44	13.58%		Slightly worse at Missouri State
25	7.72%		Much worse at Missouri State
30	9.26%		Not applicable/cannot be compared
324	Respondents		





Q24. In regards to the following issues, please indicate how Missouri State compares to the institution you indicated as your first alternate choice: - Overall academic reputation

Count	Percent		
58	17.90%		Much better at Missouri State
61	18.83%		Slightly better at Missouri State
130	40.12%		About the same at both colleges
63	19.44%		Slightly worse at Missouri State
6	1.85%		Much worse at Missouri State
6	1.85%		Not applicable/cannot be compared
324	Respondents		





Q25. In regards to the following issues, please indicate how Missouri State compares to the institution you indicated as your first alternate choice: - Size and appearance of campus

Count	Percent		
103	31.79%		Much better at Missouri State
90	27.78%		Slightly better at Missouri State
65	20.06%		About the same at both colleges
46	14.20%		Slightly worse at Missouri State
12	3.70%		Much worse at Missouri State
8	2.47%		Not applicable/cannot be compared
324	Respondents		


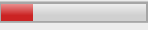


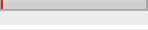

Q26. In regards to the following issues, please indicate how Missouri State compares to the institution you indicated as your first alternate choice: - City in which the college is located

Count	Percent		
105	32.41%		Much better at Missouri State
84	25.93%		Slightly better at Missouri State
88	27.16%		About the same at both colleges
34	10.49%		Slightly worse at Missouri State
3	0.93%		Much worse at Missouri State
10	3.09%		Not applicable/cannot be compared
324	Respondents		

Q27. In regards to the following issues, please indicate how Missouri State compares to the institution you indicated as your first alternate choice: - Safety of the campus

Count	Percent		
58	17.90%		Much better at Missouri State
56	17.28%		Slightly better at Missouri State
175	54.01%		About the same at both colleges
16	4.94%		Slightly worse at Missouri State
0	0.00%		Much worse at Missouri State
19	5.86%		Not applicable/cannot be compared
324	Respondents		


Q28. In regards to the following issues, please indicate how Missouri State compares to the institution you indicated as your first alternate choice: - Quality of social life on campus

Count	Percent		
78	24.07%		Much better at Missouri State
71	21.91%		Slightly better at Missouri State
133	41.05%		About the same at both colleges
18	5.56%		Slightly worse at Missouri State
4	1.23%		Much worse at Missouri State
20	6.17%		Not applicable/cannot be compared
324	Respondents		

Q29. In regards to the following issues, please indicate how Missouri State compares to the institution you indicated as your first alternate choice: - Quality of residence halls

Count	Percent		
79	24.38%		Much better at Missouri State
74	22.84%		Slightly better at Missouri State
95	29.32%		About the same at both colleges
32	9.88%		Slightly worse at Missouri State
7	2.16%		Much worse at Missouri State
37	11.42%		Not applicable/cannot be compared
324	Respondents		


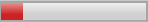




Q30. In regards to the following issues, please indicate how Missouri State compares to the institution you indicated as your first alternate choice: - Availability of technology on campus

Count	Percent		
36	11.11%		Much better at Missouri State
64	19.75%		Slightly better at Missouri State
164	50.62%		About the same at both colleges
30	9.26%		Slightly worse at Missouri State
5	1.54%		Much worse at Missouri State
25	7.72%		Not applicable/cannot be compared
324	Respondents		







Q31. In regards to the following issues, please indicate how Missouri State compares to the institution you indicated as your first alternate choice: - Success of graduates getting jobs

Count	Percent		
44	13.58%		Much better at Missouri State
49	15.12%		Slightly better at Missouri State
170	52.47%		About the same at both colleges
23	7.10%		Slightly worse at Missouri State
5	1.54%		Much worse at Missouri State
33	10.19%		Not applicable/cannot be compared
324	Respondents		

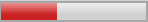





Q32. In regards to the following issues, please indicate how Missouri State compares to the institution you indicated as your first alternate choice: - Quality of recruitment materials

Count	Percent		
41	12.65%		Much better at Missouri State
49	15.12%		Slightly better at Missouri State
172	53.09%		About the same at both colleges
21	6.48%		Slightly worse at Missouri State
3	0.93%		Much worse at Missouri State
38	11.73%		Not applicable/cannot be compared
324	Respondents		







Q33. Please indicate how important the following sources of information were in the college selection process: - Admissions Guide (viewbook)

Count	Percent		
75	21.87%		Extremely important
101	29.45%		Very important
107	31.20%		Moderately important
20	5.83%		Slightly important
15	4.37%		Not at all important
25	7.29%		Not applicable/did not use
343	Respondents		







Q34. Please indicate how important the following sources of information were in the college selection process: - Scholarship and Financial Aid for Entering Freshmen and Transfer Students brochure

Count	Percent		
132	38.48%		Extremely important
102	29.74%		Very important
66	19.24%		Moderately important
18	5.25%		Slightly important
4	1.17%		Not at all important
21	6.12%		Not applicable/did not use
343	Respondents		


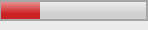




Q35. Please indicate how important the following sources of information were in the college selection process: - The Missouri State website

Count	Percent		
171	49.85%		Extremely important
102	29.74%		Very important
50	14.58%		Moderately important
14	4.08%		Slightly important
3	0.87%		Not at all important
3	0.87%		Not applicable/did not use
343	Respondents		



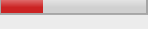



Q36. Please indicate how important the following sources of information were in the college selection process: - A brochure or information sheet on the academic programs in which you were interested

Count	Percent		
88	25.66%		Extremely important
126	36.73%		Very important
75	21.87%		Moderately important
32	9.33%		Slightly important
7	2.04%		Not at all important
15	4.37%		Not applicable/did not use
343	Respondents		


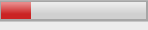

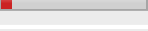


Q37. Please indicate how important the following sources of information were in the college selection process: - A visit to the Missouri State campus you arranged through the Office of Admissions

Count	Percent		
162	47.23%		Extremely important
92	26.82%		Very important
36	10.50%		Moderately important
9	2.62%		Slightly important
6	1.75%		Not at all important
38	11.08%		Not applicable/did not use
343	Respondents		


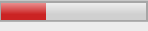




Q38. Please indicate how important the following sources of information were in the college selection process: - Information you received from your high school counselor or teacher

Count	Percent		
57	16.62%		Extremely important
64	18.66%		Very important
99	28.86%		Moderately important
34	9.91%		Slightly important
21	6.12%		Not at all important
68	19.83%		Not applicable/did not use
343	Respondents		

Q39. Please indicate how important the following sources of information were in the college selection process: - A conversation or correspondence (written or e-mail) with a Missouri State faculty member

Count	Percent		
76	22.16%		Extremely important
70	20.41%		Very important
72	20.99%		Moderately important
25	7.29%		Slightly important
17	4.96%		Not at all important
83	24.20%		Not applicable/did not use
343	Respondents		

Q40. Please indicate how effective the following pieces of technology are for communicating with prospective students: - Missouri State's online Admissions Guide (viewbook)

Count	Percent		
75	21.87%		Extremely effective
107	31.20%		Very effective
95	27.70%		Moderately effective
12	3.50%		Slightly effective
4	1.17%		Not at all effective
50	14.58%		Not applicable/did not utilize
343	Respondents		

Q41. Please indicate how effective the following pieces of technology are for communicating with prospective students: - Missouri State Facebook page

Count	Percent		
38	11.08%		Extremely effective
69	20.12%		Very effective
90	26.24%		Moderately effective
34	9.91%		Slightly effective
17	4.96%		Not at all effective
95	27.70%		Not applicable/did not utilize
343	Respondents		

Q42. Please indicate how effective the following pieces of technology are for communicating with prospective students: - Missouri State Facebook application (FB community for prospective and admitted students)

Count	Percent		
46	13.41%		Extremely effective
54	15.74%		Very effective
87	25.36%		Moderately effective
33	9.62%		Slightly effective
16	4.66%		Not at all effective
107	31.20%		Not applicable/did not utilize
343	Respondents		

Q43. Please indicate how effective the following pieces of technology are for communicating with prospective students: - Blogs of current Missouri State students

Count	Percent		
20	5.83%		Extremely effective
47	13.70%		Very effective
68	19.83%		Moderately effective
34	9.91%		Slightly effective
26	7.58%		Not at all effective
148	43.15%		Not applicable/did not utilize
343	Respondents		

Q44. Which of the following online college search services have you actively used? (Check all that apply)

Count	Respondent %	Response %	
48	13.99%	11.01%	Cappex
89	25.95%	20.41%	College Board
18	5.25%	4.13%	CollegeNet
13	3.79%	2.98%	CollegeView
15	4.37%	3.44%	Naviance
3	0.87%	0.69%	Peterson's
51	14.87%	11.70%	Zinch
199	58.02%	45.64%	None of the above
343	Respondents		
436	Responses		

Q45. We are interested in your satisfaction with the service you have received from the Missouri State Office of Admissions. Please indicate your level of agreement with the following statements: - I received a response in a timely manner when I requested information from the Office of Admissions.

Count	Percent		
196	58.68%		Strongly agree
109	32.63%		Moderately agree
17	5.09%		Neither agree nor disagree
2	0.60%		Moderately disagree
0	0.00%		Strongly disagree
10	2.99%		Not applicable
334	Respondents		

Q46. We are interested in your satisfaction with the service you have received from the Missouri State Office of Admissions. Please indicate your level of agreement with the following statements: - Staff were helpful when I have contacted the Missouri State Office of Admissions.

Count	Percent		
229	68.56%		Strongly agree
81	24.25%		Moderately agree
8	2.40%		Neither agree nor disagree
1	0.30%		Moderately disagree
1	0.30%		Strongly disagree
14	4.19%		Not applicable
334	Respondents		

Q47. We are interested in your satisfaction with the service you have received from the Missouri State Office of Admissions. Please indicate your level of agreement with the following statements: - The information I received following my admission was timely and helpful.

Count	Percent		
222	66.47%		Strongly agree
87	26.05%		Moderately agree
16	4.79%		Neither agree nor disagree
4	1.20%		Moderately disagree
1	0.30%		Strongly disagree
4	1.20%		Not applicable
334	Respondents		

Q48. Did you receive a scholarship from Missouri State?

Count	Percent		
159	47.60%		Yes
175	52.40%		No
334	Respondents		




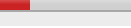
Q49. Please indicate which of the following scholarships you received: (Check all that apply)

Count	Respondent %	Response %	
0	0.00%	0.00%	Presidential Scholarship (\$12,500 per year)
25	15.92%	12.32%	Board of Governors Scholarship (\$5,000 per year)
9	5.73%	4.43%	Multicultural Leadership Scholarship
49	31.21%	24.14%	Provost Scholarship (\$2,500 per year)
20	12.74%	9.85%	Deans' Scholarship (\$1,500 per year)
4	2.55%	1.97%	Bright Flight Scholarship






5	3.18%	2.46%		Hutchens/SGA Centennial Leaders Scholarship
28	17.83%	13.79%		Out-of-state fee waiver or Midwest Student Exchange Program
7	4.46%	3.45%		Athletic scholarship
10	6.37%	4.93%		Art, theatre, or music scholarship
46	29.30%	22.66%		Other (please specify what other scholarship(s) you received)
Count	Percent			
1	2.17%			\$2,000 Multicultural Leadership Scholarship - not renewable
1	2.17%			"Promise" Scholarship
1	2.17%			1,000. per year dual enrollment
1	2.17%			Academic
1	2.17%			American Red Cross
1	2.17%			Boys State
1	2.17%			bradleyville high school walk run scholarship for 1,000
1	2.17%			Continuing the Legacy
1	2.17%			donor scholarship
1	2.17%			Dual enrollment
1	2.17%			Foundation Scholarship
1	2.17%			Gene Edwards Memorial Scholarship
1	2.17%			I received multiple scholarships from outside sources
2	4.35%			Leadership
1	2.17%			Leadership Award
1	2.17%			Leadership scholarship
1	2.17%			Leadership Scholarship
1	2.17%			Leadership Scholarship (\$1,000 per year)
1	2.17%			leadership scholarship, advantage scholarship
1	2.17%			Leadership Scholarship, Girls State Scholarship
1	2.17%			Lebanon Alumni
1	2.17%			Local Scholarships
2	4.35%			Missouri access
1	2.17%			Missouri State Advantage Scholarship
1	2.17%			Missouri State Leadership Scholarship
1	2.17%			Missouri State Leadership scholarship
1	2.17%			Missouri State Promise Scholarship, Leadership Scholarship (Don't think it was the multicultural)
1	2.17%			Mo.State Promise Scholarship
1	2.17%			Moss Trust and school scholarship fund
1	2.17%			mossouri state leadership
1	2.17%			MOST Scholarship
1	2.17%			MSU General Scholarship
1	2.17%			Multicultural leadership award
1	2.17%			Not sure what it was for. (\$1000)
1	2.17%			promise
1	2.17%			Promise Scholarship
1	2.17%			Return to Learn Adult Student Scholarship
1	2.17%			Scholarship for taking 6 hours of dual credit through MSU

1	2.17%		UMB All-Star Soccer Scholarship
1	2.17%		William K Berry at Strafford
1	2.17%		Wyman Scholar Award
1	2.17%		Youth Employment Skills (Y.E.S.) Scholarship
157 Respondents			
203 Responses			

Q50. Which of the following statements best describes your scholarship from Missouri State in comparison with the scholarship offer(s) you received from your first alternate choice college you listed earlier?

Count	Percent		
44	30.56%		I received a better scholarship offer from Missouri State than from the other college.
34	23.61%		The scholarship offer I received from the other college was similar to what I received from Missouri State.
33	22.92%		I received a better scholarship offer from the other college.
33	22.92%		I did not receive a scholarship offer from the other college.
144 Respondents			

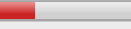



Q51. How likely would you have been to attend Missouri State without the scholarship?

Count	Percent		
39	24.84%		Very likely
49	31.21%		Moderately likely
24	15.29%		Neither likely nor unlikely
19	12.10%		Moderately unlikely
26	16.56%		Very unlikely
157 Respondents			

Q52. Did you apply for financial aid (loans, grants, work study)? [To apply for aid, you must have completed the Free Application for Federal Student Aid (FAFSA).]

Count	Percent		
298	89.76%		Yes
34	10.24%		No
332 Respondents			

Q53. Which of the following statements best describes your total financial aid package (scholarships, grants, loans, and/or work study) in comparison with your first alternate choice college you listed earlier?

Count	Percent		
70	26.62%		I received a better financial aid offer from Missouri State.
89	33.84%		The financial aid offer from the other institution was similar to Missouri State's.
45	17.11%		I received a better financial aid offer from the other college.
59	22.43%		I did not receive a financial aid offer from the other college.
263 Respondents			

Q54. Please indicate your level of satisfaction with the service you received from the Missouri State Office of Financial Aid:

Count	Percent		
102	34.58%		Very satisfied
106	35.93%		Moderately satisfied
58	19.66%		Neither satisfied nor dissatisfied
22	7.46%		Moderately dissatisfied
7	2.37%		Very dissatisfied
295	Respondents		

Q55. Are you living in the residence halls on campus this year?

Count	Percent		
282	85.71%		Yes
47	14.29%		No
329	Respondents		

Q56. Please indicate your level of satisfaction with the service you have received from the Missouri State Residence Life and Services (Housing) Office:

Count	Percent		
153	54.26%		Very satisfied
101	35.82%		Moderately satisfied
24	8.51%		Neither satisfied nor dissatisfied
3	1.06%		Moderately dissatisfied
1	0.35%		Very dissatisfied
282	Respondents		

Q57. Did you arrange a campus visit through the Office of Admissions?

Count	Percent		
223	67.78%		Yes
106	32.22%		No
329	Respondents		




Q58. Please indicate your level of satisfaction with the following: - Your overall visit experience

Count	Percent		
178	80.18%		Very satisfied
41	18.47%		Moderately satisfied
2	0.90%		Neither satisfied nor dissatisfied
0	0.00%		Moderately dissatisfied
1	0.45%		Very dissatisfied
222	Respondents		





Q59. Were you aware of Missouri State's Public Affairs mission during the college search process?

Count	Percent		
145	44.21%		Yes
183	55.79%		No
328	Respondents		

Q60. Was Missouri State's Public Affairs mission a factor in your choice to attend Missouri State?

Count	Percent		
7	4.83%		Absolutely, it was one of the main reasons I chose MSU.
64	44.14%		While not one of the main reasons, it was important to me.
74	51.03%		Not really, I was coming to Missouri State anyway.
145	Respondents		







Q61. How involved were your parent(s)/legal guardian(s) in the college search and selection process?

Count	Percent		
69	21.04%		Very involved, we made the decision together
105	32.01%		Involved, they did research, but I made the final decision
107	32.62%		Slightly involved, they visited schools with me but I did most of the research
47	14.33%		Not involved at all
328	Respondents		



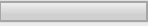
Q62. During high school, did you take one or more online courses (courses taught via the internet) for high school credit?

Count	Percent		
54	16.46%		Yes
274	83.54%		No
328	Respondents		

Q63. During the college selection process, please indicate how helpful it would have been if Missouri State had used the following: - Individualized/customized web pages

Count	Percent		
64	19.51%		Extremely helpful
72	21.95%		Very helpful
107	32.62%		Moderately helpful
36	10.98%		Slightly helpful
9	2.74%		Not at all helpful
40	12.20%		Not applicable
328	Respondents		

Q64. When visiting the Missouri State website, have you been able to find the information (academic and other) that you needed in a timely manner?

Count	Percent		
302	92.07%		Yes
26	7.93%		No
0	0.00%		I have not used the Missouri State website.
328	Respondents		

Q65. How does the Missouri State website compare to the other college websites you visited?

Count	Percent		
90	27.44%		Much better
99	30.18%		Slightly better
120	36.59%		About the same
17	5.18%		Slightly worse
2	0.61%		Much worse
328	Respondents		

Q66. Do you have any comments or suggestions for improvements regarding the Missouri State website and/or features on other college websites you particularly like?

Count Percent

42 12.80% Yes (please share)

Count Percent

1	2.38%	<input type="checkbox"/>	It would be nice if it was made easier to get to all the events planned for the school year. Also, it would be REALLY helpful to have a page on rushing for a sorority/fraternity and pictures of outfits to wear, what the rush process will be like, etc. We got a packet including this at orientation, but it would be nice if it were on the website as well.
1	2.38%	<input type="checkbox"/>	Be more user friendly and much less confusing. It is hard to find more advanced information.
1	2.38%	<input type="checkbox"/>	easier link to find out the specific tuition costs of each category(classes,dorms,food,etc)
1	2.38%	<input type="checkbox"/>	Have a link on the home page to mymissouristate and have it assessable to moblie devices
1	2.38%	<input type="checkbox"/>	Have a page on financial things. As in costs of living. It would've been very helpful to have a page designated just for Missouri State at a glance.
1	2.38%	<input type="checkbox"/>	have an online calender option on the home page that is easy to find and access
1	2.38%	<input type="checkbox"/>	I did not always know what forms needed filling out without calling financial aid. I wish there was a way to see everything I needed to do at one location.
1	2.38%	<input type="checkbox"/>	I didn't see anything about student farming opportunities and I feel like it's important to farm.
1	2.38%	<input type="checkbox"/>	I feel like with the lists of majors, there should be lists of potential careers that follow that major to help students find the major they really need for their chosen career path.
1	2.38%	<input type="checkbox"/>	I found it difficult to navigate the website and find the information I needed in a timely manner. Also most of the more useful information is accessible only through the MyMissouriState feature which you can't access unless you are an admitted student.
1	2.38%	<input type="checkbox"/>	I found most of it easy to navigate but the residence life section with the halls a bit confusing. I had to search for information about residence halls I was looking for instead of finding easily on that halls page. I found myself going in circles.
1	2.38%	<input type="checkbox"/>	I would suggest the Missouri State website make the "Bear Pass Login" icon BIGGER, it was very hard to find the first couple times I was looking for it.
1	2.38%	<input type="checkbox"/>	If they could make the Bearpass login more visible it would be very helpful.
1	2.38%	<input type="checkbox"/>	it is not very user friendly, it is hard to find the information that I am looking for
1	2.38%	<input type="checkbox"/>	It looked a little confusing and cluttered when I first visited the web page, I feel it would have been better if the web page was a little more simple for those first time users.
1	2.38%	<input type="checkbox"/>	It seems cluttered. Especially the "My Missouri State" page.
1	2.38%	<input type="checkbox"/>	It was sometimes difficult to find information about contacting specific offices on the website.
1	2.38%	<input type="checkbox"/>	It would be nice if it were easier to use. As an incoming freshman it was very overwhelming going on the page and not having any sort of guidance. I missed out on a lot of scholarship opportunities just because I did not know they existed.
1	2.38%	<input type="checkbox"/>	It would be nice to know the size of the residence hall rooms.
1	2.38%	<input type="checkbox"/>	links send you to other links that send you to other links... the website could be a little easier to navigate.
1	2.38%	<input type="checkbox"/>	Make the search bar more accurate on your search "words". It pulls up WAY too many options.
1	2.38%	<input type="checkbox"/>	Make the website easier to navigate when searching for specific items.
1	2.38%	<input type="checkbox"/>	more detailed descriptions about certain thing, such as 'how exactly do meal plans work' along with examples
1	2.38%	<input type="checkbox"/>	More pictures of the resident halls and dorm rooms.
1	2.38%	<input type="checkbox"/>	More videos of the dorm rooms.
1	2.38%	<input type="checkbox"/>	needs to be more user friendly,,parents have a harder time navigating thru the website
1	2.38%	<input type="checkbox"/>	On multiple occasions, I've found it difficult to locate what I'm looking for, plain and simple. The worst case was the Commuter-Exception Form for On Campus Living. I would suggest making it a bit easier to navigate the site, whether that be with a larger drop down menu or slightly altering the descriptions on said drop down menu.
1	2.38%	<input type="checkbox"/>	Please make getting to pages such as the Residence Life and Financial Aid easier to get to.
1	2.38%	<input type="checkbox"/>	Put the bear pass log in somewhere very accessible, it was a pain to look for it the first few

			times.
1	2.38%	<input type="checkbox"/>	Separate the Springfield and west plains colleges on the website... Sometimes I find myself reading about the wrong college by accident.
1	2.38%	<input type="checkbox"/>	Sometimes information is a little hard to find
1	2.38%	<input type="checkbox"/>	Student LINKs is kind of complicated to use, just saying.
1	2.38%	<input type="checkbox"/>	The bearpass login is frequently difficult, as well as navigation through bearpass. I enjoy having it, I just think there could be a more user friendly way to organize the page and links.
1	2.38%	<input type="checkbox"/>	The profile page o 'My missouri state' would look better if it was not as cluttered.
1	2.38%	<input type="checkbox"/>	The Search bar is helpful because I can't always find what I'm looking for through the tabs.
1	2.38%	<input type="checkbox"/>	The search engine is not very helpful. Every time I tried to look something up, I gave up and used google. The idea is wonderful, but it brings up useless information for the simplest searches.
1	2.38%	<input type="checkbox"/>	The search engine results are a bit odd; I'm not sure I have suggestions for improvement, merely an understanding that when a search is conducted, the results leave much to be desired
1	2.38%	<input type="checkbox"/>	The website could be simplified.
1	2.38%	<input type="checkbox"/>	The website itself is sleek and up to date so it feels like people actually care about getting information on here and keep it updated. However, it took a good week or so until I could find all of the things I needed to find with help. It's not cluttered, it's just compact so a lot of topics are under the same tab but now that I'm used to it, it's not a bad site at all.
1	2.38%	<input type="checkbox"/>	There are a lot of links and it can be time consuming, and frankly, annoying if I'm looking for something in a hurry. My suggestion would be make it easier to find what the person is looking for.
1	2.38%	<input type="checkbox"/>	Very hard to find what you are looking for. Information seems to be scattered.
286	87.20%	<input checked="" type="checkbox"/>	No, I have no suggestions.
328 Respondents			

Q67. Do you have any especially positive experiences with Missouri State or with individual people or offices at MSU that you wish to share?

Count	Percent		
115	35.06%	<input checked="" type="checkbox"/>	Yes (please share)
Count	Percent		
1	0.87%	<input type="checkbox"/>	Alicia was a big help in getting me on the LLC floor. She was full of helpful information.
1	0.87%	<input type="checkbox"/>	Alicia, that's in charge of the LLCs was AMAZING and so were ALL of the leaders at SOAR! I have had a wonderful experience with every staff member that I have worked with!
1	0.87%	<input type="checkbox"/>	All of the staff were friendly and helpful. I enjoyed staying on campus for my orientation.
1	0.87%	<input type="checkbox"/>	Angela Plank met with me while I was touring the campus for the first time. Her bright, cheery personality made me feel right at home. We were able to communicate about my complicated student situation and actually understand each other. Something that didn't happen when I visited the other college I was interested in. Although it seems I will not have her as an advisor like I hoped, she was a big part in my decision to attend Missouri State.
1	0.87%	<input type="checkbox"/>	As I sat in the chair in the financial aid office, crying because of my desperation and need for the school year, the woman behind the desk helped draw up a plan with how much money I would be receiving and helped to calm my nerves a bit about starting school and doing it all on my own. I'm still a bit stressed and I'm not sure if I'll be able to pay for it all, but I just keep telling myself that it will all work out in the end. Somehow.
1	0.87%	<input type="checkbox"/>	At my SOAR session everyone was extremely helpful!
1	0.87%	<input type="checkbox"/>	At my SOAR session, I met with.. Who I think is... The head of advisement for the psychology department, and she is probably one of the most genuine persons I have ever met. If any of the other advisors are anything like her, MSU is even more wonderful than I had thought.
1	0.87%	<input type="checkbox"/>	At SOAR, all of the leaders were very kind and helpful.
1	0.87%	<input type="checkbox"/>	By being in FFA, I had the opportunity to participate in competitions that were held at MSU. I was already familiar with the campus which helped in my final decision.
1	0.87%	<input type="checkbox"/>	During my campus visit I was able to sit down with Jim Bellis and he was very helpful and glad to answer any questions that I had. We had more questions than our 30 minute visit allowed for but Mr. Bellis was more than happy to let us stay and answer them anyway. My admissions councilor Brett Gains was extremely helpful in getting me pointed in the right

			direction when applying and answering any questions I've had navigating the Financial Aid application and housing application.
1	0.87%	<input type="checkbox"/>	During my SOAR session, there was a leader named Sam, from Columbia. I had taken longer on the Math PLacement test and missed signing in. He was very calm and took my mom and I where I was supposed to be. He was very friendly and helpful.
1	0.87%	<input type="checkbox"/>	Everyone I have met has been nice.
1	0.87%	<input type="checkbox"/>	Everyone is really helpful and polite.
1	0.87%	<input type="checkbox"/>	Everyone on the campus is very friendly, they speak when passing by you while walking and everyone seems to have a smile on their face.
1	0.87%	<input type="checkbox"/>	Everyone was extremely helpful and welcoming and friendly. It was the main reason I felt right about attending MSU. I can't think of a single negative thing. And the soar staff was incredible
1	0.87%	<input type="checkbox"/>	Financial Aid personnel were extremely helpful when I called to ask questions
1	0.87%	<input type="checkbox"/>	Go MSU!!!! I loved my soar session and I'm very excited for college
1	0.87%	<input type="checkbox"/>	I called the Office of Admissions to make sure that they had received my acceptance of the Board of Governors Scholarship. They answered the call promptly and were extremely pleasant. They got me my answer very quickly. I was surprised because whenever my sister would call her school for help, they were nice, but they kept transferring her to different buildings and departments, and it took her days to get her question answered.
1	0.87%	<input type="checkbox"/>	I enjoyed attending SOAR and Learned a lot from my group leaders.
1	0.87%	<input type="checkbox"/>	I enjoyed meeting Mrs. Tracey Dalton. She was delightful and a wonderful advisor for me.
1	0.87%	<input type="checkbox"/>	I especially enjoyed SOAR. It was a great experience and I learned a lot more about the college and was able to appreciate it more greatly after the session.
1	0.87%	<input type="checkbox"/>	I had a lot of fun at S.O.A.R
1	0.87%	<input type="checkbox"/>	I had a very positive experience at my soar.
1	0.87%	<input type="checkbox"/>	I had a wonderful time at my soar meeting and my leaders, Katy and Andy were especially great. I felt to at home.
1	0.87%	<input type="checkbox"/>	I have been in contact with a lot of people. They have helped me correct my schedule and showed me the campus
1	0.87%	<input type="checkbox"/>	I have called 3 different departments of Missouri state and everytime my questions have my answered in a timely manner.
1	0.87%	<input type="checkbox"/>	I just had a BLAST during my college visit. I came in not knowing what to expect since I've only lived in Missouri for a little while. However I was just so impressed! I was bouncing up and down by the end of the tour, I just knew MSU was for me.
1	0.87%	<input type="checkbox"/>	I liked the whole SOAR team and really enjoyed my time there. One thing i ask is that when people are staying in the dorms, try to make sure everyone at least has someone in the same suite.
1	0.87%	<input type="checkbox"/>	I lvd the SOAR program. I was nervous to attend, but I actually had tons of fun! I made lots of friends, and my SOAR leaders and the academic advisors were very kind and helpful.
1	0.87%	<input type="checkbox"/>	i love my SOAR it was alot of fun and i learned alot from there too!!! and my SOAR leaders were funny and fun and helpful too lol
1	0.87%	<input type="checkbox"/>	I LOVED SOAR!!! The leaders were so nice and I enjoyed meeting everyone.
1	0.87%	<input type="checkbox"/>	I made a lot of new friends and learned a lot at my SOAR orientation
1	0.87%	<input type="checkbox"/>	I met with the choir director in Hammons Music Hall which has made me extremely excited for the music program at MSU.
1	0.87%	<input type="checkbox"/>	I really loved my SOAR leaders.
1	0.87%	<input type="checkbox"/>	I think not only were the SOAR leaders but also the administrators were very helpful, and they all went out of their way to to make sure I not only had a great experience but also got the help I needed. They were able to answer most of my question, and when they weren't didn't know the answer they made sure to get an answer in a timely fashion for me. I truly appreciate that, and am very eager to start school.
1	0.87%	<input type="checkbox"/>	I thoroughly enjoyed the selection process for the Multicultural Leadership Scholarship. Being able to talk with faculty was extremely enriching.
1	0.87%	<input type="checkbox"/>	I was able to contact Emily Trammel and she helped me so much with questions I had!
1	0.87%	<input type="checkbox"/>	I was able to visit with someone from the school of education which helped me feel that Missouri State had a great program for me and that the staff would help me and care about me. The tour of the campus was a very good tour because I got to see a day to day life with

			students walking around and being involved on campus and I was able to see almost all the buildings.
1	0.87%	<input type="text"/>	i was very impressed with the Army ROTC program put out and the information put out at orientation
1	0.87%	<input type="text"/>	it made me very happy getting a hand written birthday card for my birthday from the office of admissions which seemed to have been written by another student named Jesse. I also enjoyed many of the SOAR leaders especially Anthony. They were very helpful and have already helped me to be more outgoing with new people.
1	0.87%	<input type="text"/>	Jaimie Trussell in the MSU Foundation office has been great in helping me get the information I need.
1	0.87%	<input type="text"/>	Linda Nichols in financial aid has been a big help to me with my outside scholarships. I am not sure who the specific person was but an individual answered some important questions I had about my parking pass.
1	0.87%	<input type="text"/>	LOVED Tessa Asslin at SOAR. She was so helpful and so nice. She needs to be recognized.
1	0.87%	<input type="text"/>	Major Schenk with ROTC program and Dr. Olen Greer in the Accounting School
1	0.87%	<input type="text"/>	Missouri Innovation Academy is one of the main reasons I decided on MSU.
1	0.87%	<input type="text"/>	Most everyone I met on campus. Aside from one advisor who seemed to doubt me/ my capabilities. (Big pet peeve).
1	0.87%	<input type="text"/>	My overall experience at SOAR was fantastic, I had amazing group leaders that were beyond helpful and supportive.
1	0.87%	<input type="text"/>	My SOAR group 14 leaders were amazing! Very helpful and very enthusiastic!
1	0.87%	<input type="text"/>	my SOAR group was awesome
1	0.87%	<input type="text"/>	My soar leaders (group 13) were amazing and very helpful!
1	0.87%	<input type="text"/>	My Soar leaders (group 17) did a wonderful job :-)
1	0.87%	<input type="text"/>	My SOAR leaders were awesome! They were so kind and welcoming, much appreciated.
1	0.87%	<input type="text"/>	My SOAR leaders were fantastic and answered all of my questions!
1	0.87%	<input type="text"/>	My SOAR leaders, Taylor Homeyer and Erica Rens, were unbelievably helpful in showing my group around campus and showing us the general buildings of where are classes would be. They were fun and outgoing and, to me, were the epitome of the MSU population. Every time I'm on campus, everyone is very friendly and more than willing to help the lost freshman find where they're going.
1	0.87%	<input type="text"/>	my soar leaders. houllie and nick
1	0.87%	<input type="text"/>	my soar session was really awesome, everyone did a good job at being helpful and answering all the questions we asked
1	0.87%	<input type="text"/>	Neither my mother nor I knew anything about applying for my student loans and the lady in the financial aid office was incredibly helpful.
1	0.87%	<input type="text"/>	Patty Claussen was very helpful with the Financial Aid Office.
1	0.87%	<input type="text"/>	Priscilla from the admissions office made me feel comfortable and welcome when I first visited. She's the reason I applied as soon as I got home after my first campus tour at Missouri State.
1	0.87%	<input type="text"/>	Residence life and services helped me switch my residence hall because there was a mistake with the system.
1	0.87%	<input type="text"/>	Rob Moore and the Financial Aid office has helped me gain more Financial Aid and helped with understanding it.
1	0.87%	<input type="text"/>	So much more friendly and outgoing than other colleges
1	0.87%	<input type="text"/>	SOAR (w. Anthony and Marley) was exciting, fun, and informative for both my mom and I! Feel much more confident about coming to Springfield afterward.
1	0.87%	<input type="text"/>	SOAR Leaders were a tremendous help, along with advisers
1	0.87%	<input type="text"/>	SOAR Leaders were really nice, also people who work at Financial Aid Office are really helpful and nice.
1	0.87%	<input type="text"/>	SOAR provided helpful information in all areas I had questions for.
1	0.87%	<input type="text"/>	Soar really got me excited for college. It made me feel more prepared.
1	0.87%	<input type="text"/>	SOAR students were very friendly.
		<input type="text"/>	

1	0.87%	<input type="checkbox"/>	SOAR was a great experience.
1	0.87%	<input type="checkbox"/>	soar was a very nice, if over the top experience.
1	0.87%	<input type="checkbox"/>	SOAR was amazing Scott and Mista were very helpful with everything!
1	0.87%	<input type="checkbox"/>	SOAR was awesome I met new people that will be taking the same classes as me and I really liked that!
1	0.87%	<input type="checkbox"/>	SOAR was awesome! I got to meet to people, learn about the different offices that can help, and had fun getting to know the staff members and other people.
1	0.87%	<input type="checkbox"/>	SOAR was extremely fun and informative.
1	0.87%	<input type="checkbox"/>	SOAR was fun and I love the school spirit the university shows.
1	0.87%	<input type="checkbox"/>	SOAR was incredibly organized and smooth! Very impressed!
1	0.87%	<input type="checkbox"/>	SOAR was incredibly organized and the SOAR leaders were great!
1	0.87%	<input type="checkbox"/>	SOAR was very helpful and organized. The group of students working it made the whole experience fun and energetic. The pep band on Day 1 of SOAR was a very cool and fun part.
1	0.87%	<input type="checkbox"/>	Soar was very helpful in the meeting of new people so one doesn't feel so alone when one finally starts classes.
1	0.87%	<input type="checkbox"/>	Soar was very informative and the soar leaders were great
1	0.87%	<input type="checkbox"/>	SOAR was very organized, the food was great, and the leaders were energetic and knew their stuff!
1	0.87%	<input type="checkbox"/>	Sue Webb at the Equestrian Center is incredibly helpful and a very friendly person to talk to. I also very much enjoyed the SOAR program.
1	0.87%	<input type="checkbox"/>	The admissions office over the phone is very helpful and they are very friendly. I got my questions answered in no time!
1	0.87%	<input type="checkbox"/>	The Adult Student Services department is extremely helpful.
1	0.87%	<input type="checkbox"/>	The experiences I have had with both the SOAR students and college visit guides were more than great. I was also impressed at how much the helpful advice the people who help with student employment in Blair Shannon give.
1	0.87%	<input type="checkbox"/>	The financial aid ladies were very nice and seemed to care
1	0.87%	<input type="checkbox"/>	The financial aid office was very helpful with all of my questions.
1	0.87%	<input type="checkbox"/>	The MSU office of admissions was incredibly friendly each time I came in. I also had some issues with a scholarship and the office of financial aid was super nice and willing to help out.
1	0.87%	<input type="checkbox"/>	The office called me and invited me to the KC kickoff because I was unaware that it was going o happen and it felt good that they called to include me.
1	0.87%	<input type="checkbox"/>	The Office for Student Financial Aid was extremely helpful whenI was selected for verification. My only suggestion would be to increase the size of the office. it is way too small for all the students at MSU.
1	0.87%	<input type="checkbox"/>	The office of admissions was very friendly and all of the soar leaders were very patient and helpful in answering all of my questions.
1	0.87%	<input type="checkbox"/>	The offices of financial aid have helped me greatly in figuring out how I will finish paying for my tuition.
1	0.87%	<input type="checkbox"/>	The people that help freshmen students change there classes were very nice and helpful. It was nice that they did not pressure me about why I changed classes or anything. Also Andy and Katie from the soar group leaders were wonderful! They were very helpful and kind. They helped me when a insturactor tried to force me to take a class I didn't want to take. They also made MSU feel like a very welcoming place and a place I wanted to be at.
1	0.87%	<input type="checkbox"/>	The SOAR experience made me so excited for college! Vishal and Lena were absolutely the best and made everything so easy to understand! Going through that process definitely insured me that I made the right decision in coming to MSU. Very different from every other college orientation and very helpful and useful!
1	0.87%	<input type="checkbox"/>	The SOAR experience was very helpful and everyone we spoke to was extremely courteous, friendly and helpful
1	0.87%	<input type="checkbox"/>	The soar group I had was great.
1	0.87%	<input type="checkbox"/>	The SOAR leaders (Andy McIntyre & Katie Hash) were extremely helpful to me and were very unbiased about giving us the information.
1	0.87%	<input type="checkbox"/>	The SOAR leaders were awesome!

1	0.87%	<input type="checkbox"/>	The Soar leaders were extreemly helpful with everything we did!
1	0.87%	<input type="checkbox"/>	The SOAR leaders were extremely helpful and super nice!
1	0.87%	<input type="checkbox"/>	The SOAR leaders were incredible.
1	0.87%	<input type="checkbox"/>	The SOAR officers are awesome!
1	0.87%	<input type="checkbox"/>	The SOAR program was extremely helpful as was the service in the Financial Aid Office. Anytime I've had to call the school with questions anyone I talked to very nice and always had an answer.
1	0.87%	<input type="checkbox"/>	The SOAR program was really helpful for me when I went. It helped my parents understand the campus better, as well as helping me.
1	0.87%	<input type="checkbox"/>	The SOAR program was very helpful and the students were extremely nice
1	0.87%	<input type="checkbox"/>	The SOAR session was an amazing experience and it helped me feel a lot more prepared for the fall.
1	0.87%	<input type="checkbox"/>	The softball coaches are very kind and anytime I have seen them on campus or been around them at camps and the like, they always make me feel so welcome and comfortable. I have never felt out of place at Missouri State.
1	0.87%	<input type="checkbox"/>	The Veterans Affairs office has an outstanding staff that bends over backwards to help me. They have made transitioning into MSU a much smoother and simpiliar process. I want to thank them very much for all their hard work!!
1	0.87%	<input type="checkbox"/>	Tracy Glassagen in the Advisement Center is very helpful!
1	0.87%	<input type="checkbox"/>	When I visited the campus it felt right, and the campus tour guide was very helpful.
1	0.87%	<input type="checkbox"/>	When I went to SOAR, my group leaders were really nice and enthusiastic; they made me really excited to be going to Missouri State.
1	0.87%	<input type="checkbox"/>	While emailing several different school for acedemic information they were all very rude and uninformative. While emailing MSU you guys were so friendly and constently asked if I have any questions or concerns. I loved the feeling that I got that I wasn't being annoying and you loved to help me with anything I needed.
1	0.87%	<input type="checkbox"/>	Yes the lady at the office of admissions desk was very nice and made me feel more welcome at Missouri state then any one I had talked to yet.
1	0.87%	<input type="checkbox"/>	You are all very kind and helpful.
213	64.94%	<input checked="" type="checkbox"/>	No
328	Respondents		

Q68. Did you have any particularly frustrating or disappointing experiences with Missouri State prior to enrolling?

Count	Percent		
29	8.84%	<input type="checkbox"/>	Yes (please share)
Count	Percent		
1	3.45%	<input type="checkbox"/>	
1	3.45%	<input type="checkbox"/>	At my SOAR session, there was a fake proposal, which was VERY disappointing.
1	3.45%	<input type="checkbox"/>	At soar I had a very difficult and stressful time scheduling. I felt like I wasnt getting the help I needed
1	3.45%	<input type="checkbox"/>	Being one of the students who was required to provide extra verification for financial aide.
1	3.45%	<input type="checkbox"/>	During my enrollment process my transcript was lost twice my high school concsolor makes copies of each transcript requested and sent they are dated. At the same time the counselor sent transcripts to two other schools and I know within a week of being sent was accepted whereas Missouri State I did not know for a month and a half.
1	3.45%	<input type="checkbox"/>	finanacial aid
1	3.45%	<input type="checkbox"/>	Financial Aid. I called and tried to learn more about how I can make my payments but never got an answer. I asked how I find more loans and she said the ones that I have are listed on the website. I know this, but they weren't enough. She just did not seem to want to help, or understand what I needed.
1	3.45%	<input type="checkbox"/>	Good grades..no scholarship
1	3.45%	<input type="checkbox"/>	I didn't get all of my academic classes that I wanted.
1	3.45%	<input type="checkbox"/>	I had two campus visits. On the first one, I was certain I didn't want to attend, because the person who gave the tour was very rude and bluntly stated that she was there because she

			was paid to be, and constantly pointed out the negatives. The hot weather didn't help much either, and there was lots of construction. However, my second tour was a million times better, with friendly people and less construction, at which point I decided to attend, because I really enjoyed the campus and academics as a whole.
1	3.45%	<input type="checkbox"/>	i have been having a frustrating time with the office of student financial aid they have been very slow to respond and they didn't always have answers to my questions
1	3.45%	<input type="checkbox"/>	I scheduled a visit, however when I arrived no one seemed to know that I was coming. I drove almost 3 hours to come and got no tour. I was very disappointed.
1	3.45%	<input type="checkbox"/>	I took one of my courses in high school (and paid for it) only to be told that I would have to retake the lab portion.
1	3.45%	<input type="checkbox"/>	I used the student employment page to look for a job. Sadly I do not qualify for the Work-Study program which makes it very hard to find an on-campus job. I do not look forward to trying to adjust two schedules because my job will most likely be off-campus.
1	3.45%	<input type="checkbox"/>	I was a finalist for a scholarship and ended up not getting it. No one's fault but my own but it was a little discouraging. I realize not all of the finalists were going to leave that day with the scholarship.
1	3.45%	<input type="checkbox"/>	I was quite surprised by the condition of the community rooms such as Blair-Shannons and Freddie's
1	3.45%	<input type="checkbox"/>	I wish there was a more variety of scholarships you could apply for.
1	3.45%	<input type="checkbox"/>	Just not knowing about any of the scholarships available or any of the other aids for roommates or campus life.
1	3.45%	<input type="checkbox"/>	My SOAR session was long, my group was difficult to talk to, and I felt extremely out of place. To be honest I hated SOAR...
1	3.45%	<input type="checkbox"/>	Request of additional financial aid information has been difficult to provide. I have faxed the requested information, but must fax it again?
1	3.45%	<input type="checkbox"/>	scholarship deadlines
1	3.45%	<input type="checkbox"/>	Sending the soccer coach a footage video of me playing soccer because I was interested in joining the team, and getting no response.
1	3.45%	<input type="checkbox"/>	Setting up my MyMissouriState account and understanding its function in the SOAR processes and proceeding college years was troublesome and difficult. Though, the Help Desk was helpful when I came to them about the issue.
1	3.45%	<input type="checkbox"/>	The financial aid office seemed a little unorganized. While I was visiting for SOAR, I visited their offices to fill in an annoying little box that I had jumped over. I asked if they needed any other paperwork from me. They said no. The next week they sent an email saying they needed the W-2s of my parents. It was a bit of a hassle to mail them in and wait for a response of my financial aid confirmation (I live ten hours away) when I could have handed it in while I was there for SOAR.
1	3.45%	<input type="checkbox"/>	The legal team was very frustrating when dealing with the Terms and Conditions of housing. They did not solve my issues, and I was forced to sign the document under duress.
1	3.45%	<input type="checkbox"/>	the loan process was overwhelming FAFSA was difficult for my mother who is helping me finance my education Difficult for people who are not computer savvy.
1	3.45%	<input type="checkbox"/>	Upon initial acceptance, I did not receive an honors college acceptance letter to sign and return. This made entry into Scholars House difficult, and also nearly kept me from signing up for honors classes/UHC during SOAR.
1	3.45%	<input type="checkbox"/>	When I applied last year for MSU, the Admissions Office rejected me because of my GPA. I was utterly distraught because I knew I had a 3.5 GPA. Later on, I found out they had been looking at my freshman GPA.
299	91.16%	<input checked="" type="checkbox"/>	No
328	Respondents		