



Mini-Retreat: Enrollment Update

ROB HORNBERGER

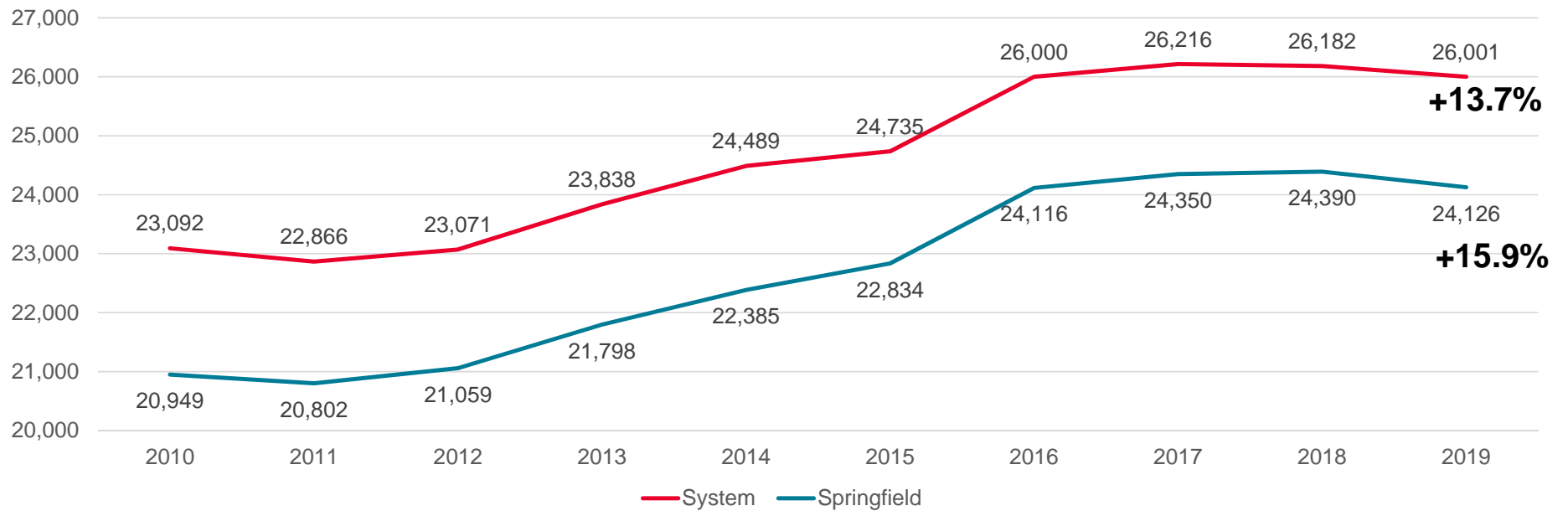
Enrollment Management & Services

November 11, 2019



Enrollment Update

FALL 2011 TO FALL 2019





Enrollment Update

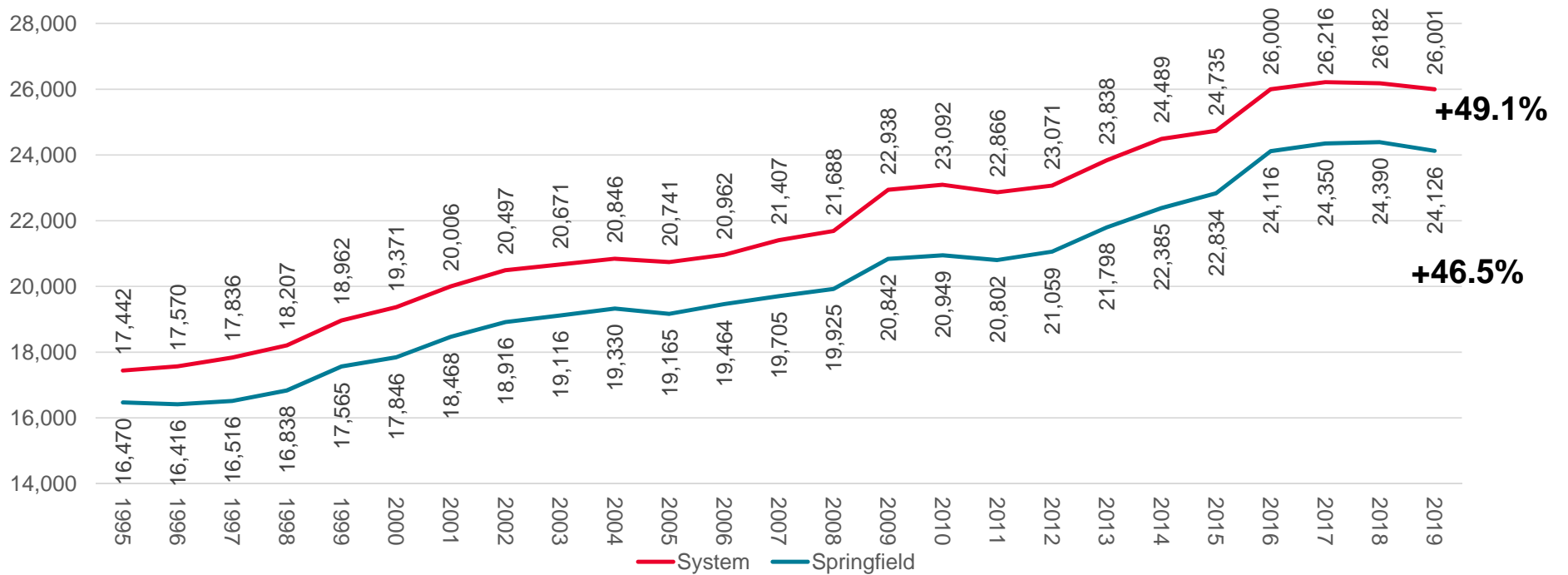
TOTAL ENROLLMENT, FALL 2010 THROUGH FALL 2019

Year	Springfield Campus	West Plains Campus	System Total	Number Change	Percent Change
2019	24,126	1,963	26,001	-181	-0.7%
2018	24,390	1,875	26,182	-34	-0.1%
2017	24,350	1,930	26,216	216	0.8%
2016	24,116	1,951	26,000	1,265	5.1%
2015	22,834	1,993	24,735	246	1.0%
2014	22,385	2,193	24,489	651	2.7%
2013	21,798	2,123	23,838	767	3.3%
2012	21,059	2,102	23,071	205	0.9%
2011	20,802	2,142	22,866	-312	-1.4%
2010	20,949	2,229	23,092	154	0.7%



Enrollment Update

FALL 1995 TO FALL 2019





Enrollment Update

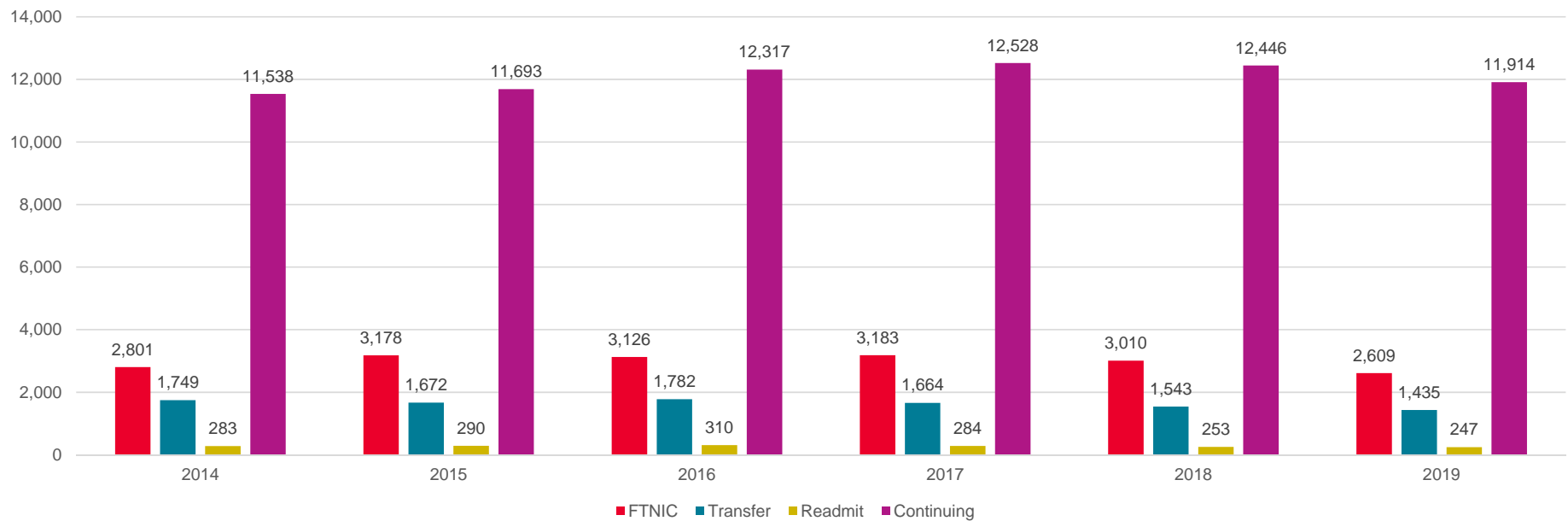
UNDERGRADUATE DEGREE SEEKING STUDENTS

	Fall 2014	Fall 2015	Fall 2016	Fall 2017	Fall 2018	Fall 2019	Fall 18-19 Diff
FTNIC	2,801	3,178	3,126	3,183	3,010	2,609	-401, -13.3%
Transfer	1,749	1,672	1,782	1,664	1,543	1,435	-108, -7%
Readmit	283	290	310	284	253	247	-6, -2.4%
Continuing	11,538	11,693	12,317	12,528	12,446	11,914	-532, -4.3%
Total	16,371	16,833	17,535	17,659	17,252	16,205	-1047, -6.1%



Enrollment Update

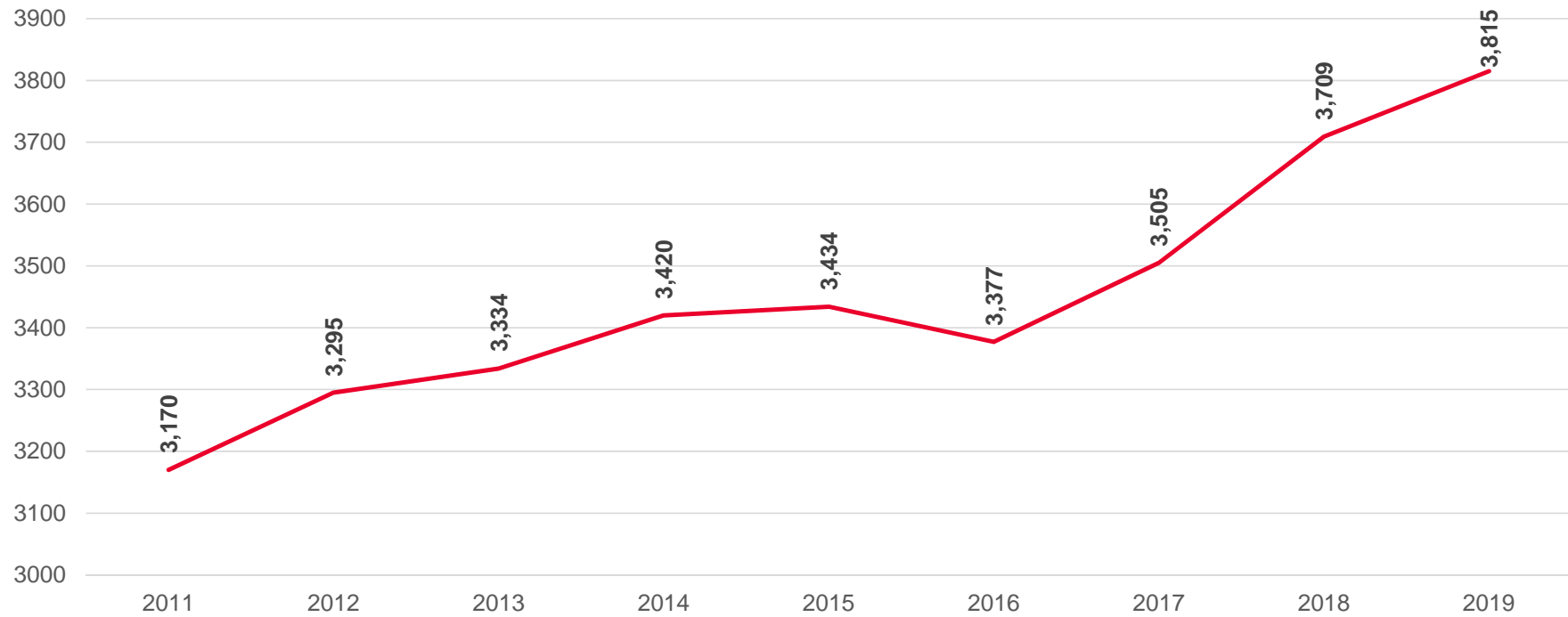
UNDERGRADUATE DEGREE SEEKING STUDENTS





Enrollment Update

GRADUATE STUDENTS

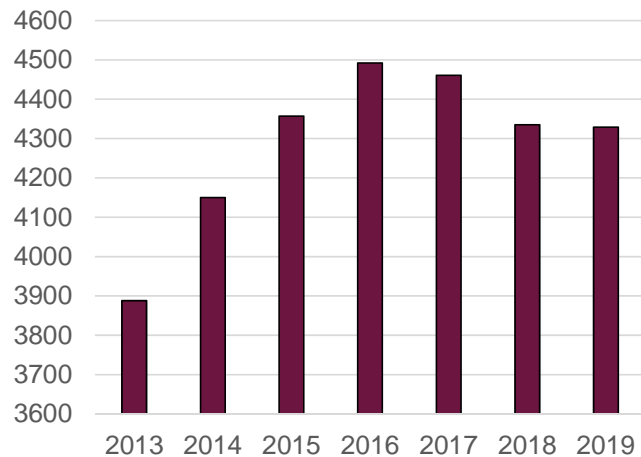




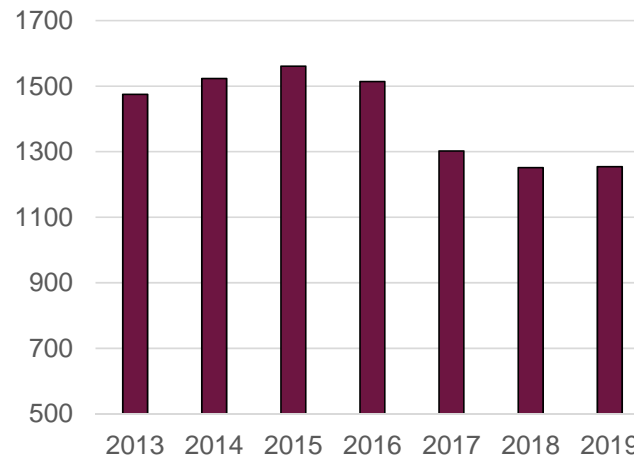
Enrollment Update

UNDERREPRESENTED AND INTERNATIONAL STUDENTS

Underrepresented



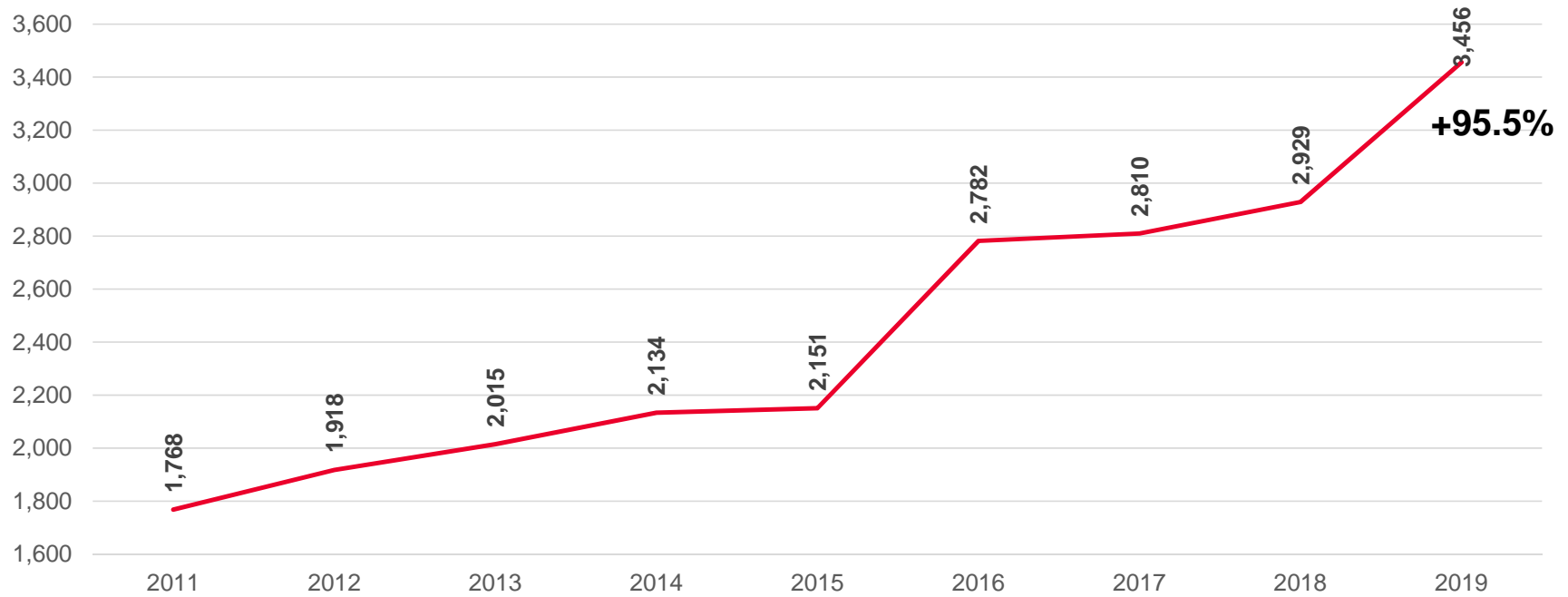
International





Enrollment Update

DUAL CREDIT STUDENTS





Enrollment Update

COLLEGES

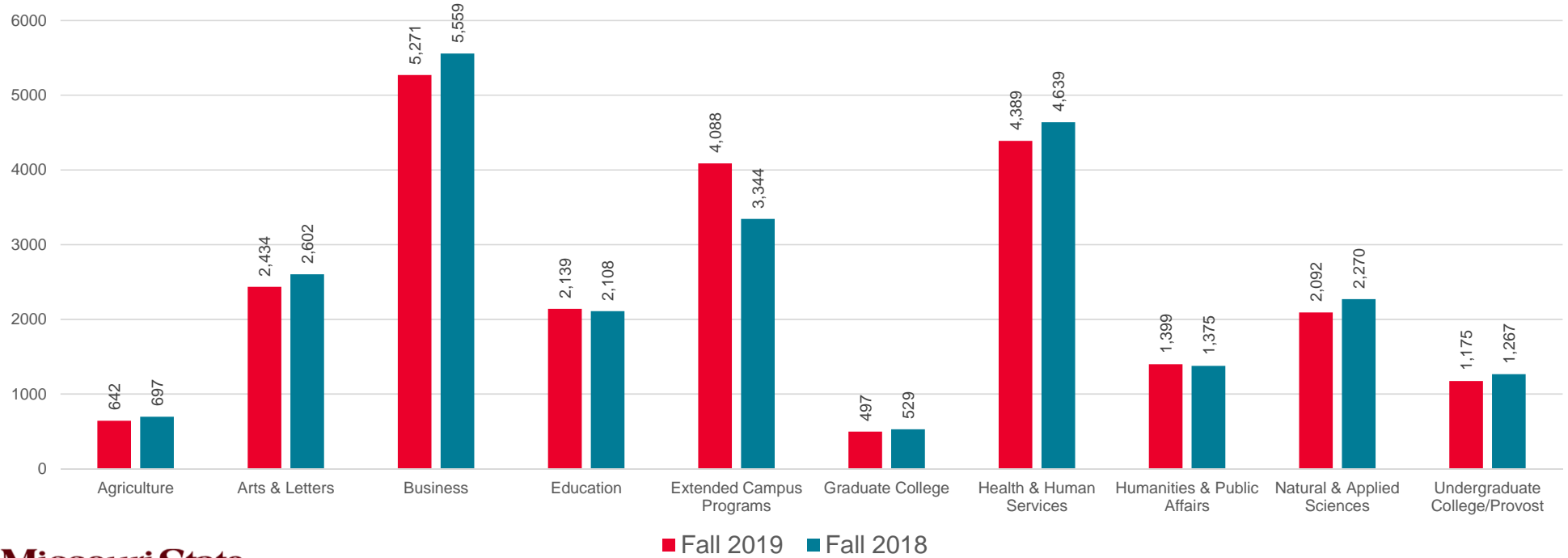
	Fall 2019	Fall 2018	Change	%Change
Agriculture	642	697	-55	-7.89%
Arts & Letters	2,434	2,602	-168	-6.46%
Business	5,271	5,559	-288	-5.18%
Education	2,139	2,108	31	1.47%
Extended Campus Programs	4,088	3,344	744	22.25%
Graduate College	497	529	-32	-6.05%
Health & Human Services	4,389	4,639	-250	-5.39%
Humanities & Public Affairs	1,399	1,375	24	1.75%
Natural & Applied Sciences	2,092	2,270	-178	-7.84%
Undergraduate College/Provost	1,175	1,267	-92	-7.26%



Enrollment Update

COLLEGES

Academic College Fall 2018 and Fall 2019





First to Second Year Retention Rate

FA13 to FA14	FA14 to FA15	FA15 to FA16	FA16 to FA17	FA17 to FA18	FA18 to FA19
75%	78%	79%	77%	78%	78%



Fall 2020 Applications

FALL 2019 AND FALL 2010 FTNIC APPLICATION

