



Facilities of the Springfield Campus

Highlights

- ▶ The Springfield campus contains 38 educational and general buildings and 18 auxiliary enterprise facilities.
- ▶ Currently, 3,983 students are living in University housing, including over 2,000 first-time freshmen.
- ▶ The University has over 2.4 million square feet of assignable building space.
- ▶ The Missouri State University Library System is composed of the Duane G. Meyer Library, the Music Library, the Greenwood Laboratory School Library and the Paul G. Evens Library of Fruit Science on the Mountain Grove Campus.



**Classification of Students in University Housing by Level
Fall 2001-2005**

	First-Time Freshmen	Other Freshmen	Sophomores	Juniors	Seniors	Graduates	Others	Total
2001	2,009	373	788	347	200	91	24	3,832
2002	2,201	380	842	347	204	79	21	4,074
2003	2,187	357	826	335	203	79	21	4,008
2004	2,172	361	867	356	214	80	23	4,073
2005	2,071	403	862	325	210	87	25	3,983

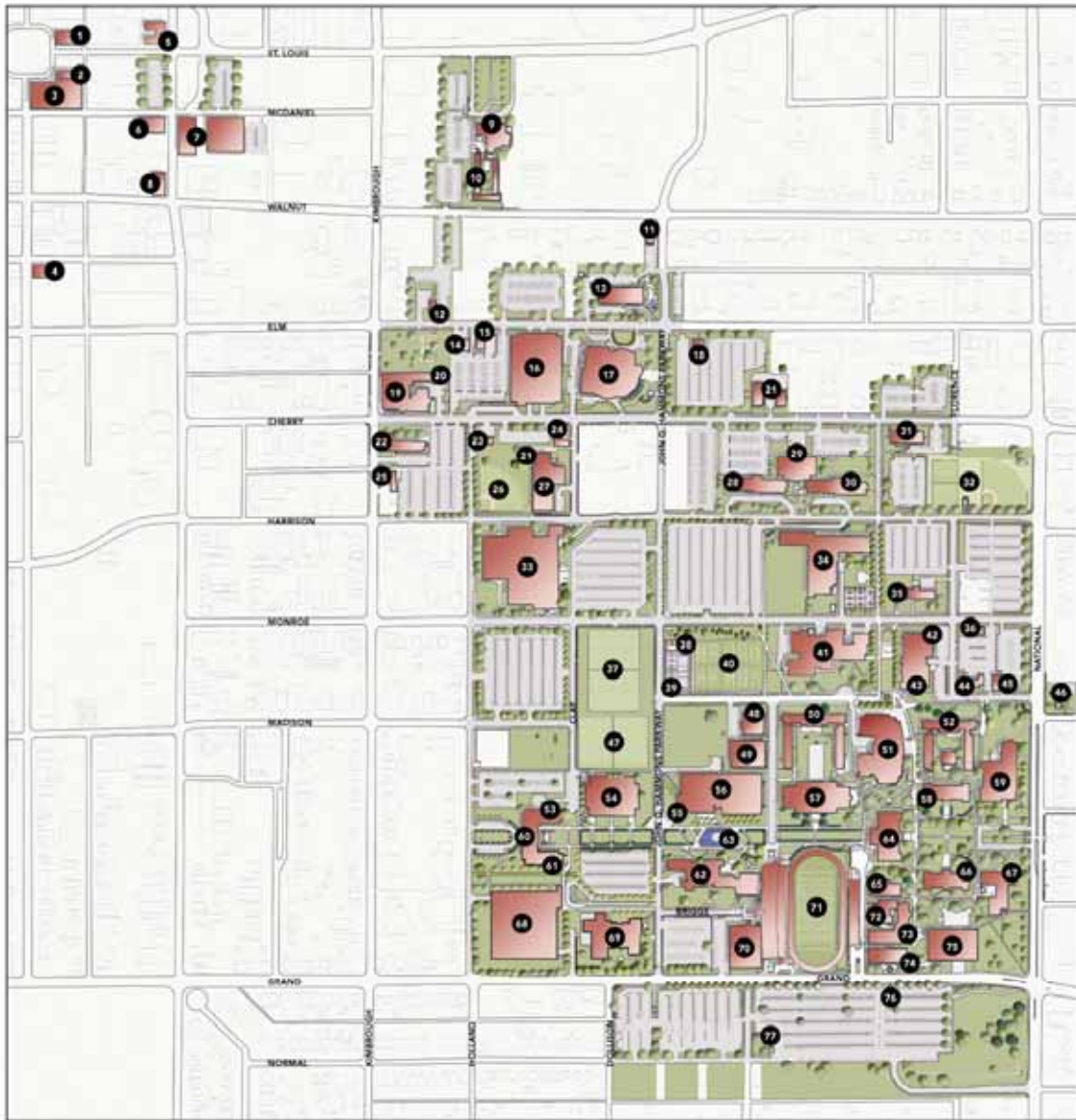
Source: Residence Life and Services

**Classification of Students in University Housing by Housing Unit
Fall 2005**

Residence Hall	First-Time Freshmen	Other Freshmen	Sophomores	Juniors	Seniors	Graduates	Others	Total
Blair-Shannon House	482	85	129	19	4	0	0	719
Dogwood Apartments	0	0	3	4	9	41	1	58
Elm Apartments	0	0	0	0	0	0	0	0
Freudenberger House	524	76	96	17	9	0	1	723
Hammons House	354	48	132	25	10	1	3	573
Hutchens House	174	88	209	78	33	0	3	585
Kentwood Hall	5	7	34	41	35	1	0	123
Kentwood South Apts.	0	0	3	3	4	3	0	13
Scholars House	48	1	24	22	16	0	0	111
Sunvilla Apartments	0	0	0	1	5	33	6	45
Sunvilla Tower	3	15	37	45	54	8	10	172
Wells House	233	44	134	57	23	0	0	491
Woods House	248	39	61	13	8	0	1	370
Headcount by Level	2,071	403	862	325	210	87	25	3,983
Percentage by Level	52.00	10.12	21.64	8.16	5.27	2.18	0.63	100%

Source: Residence Life and Services

Springfield Campus Map



Facilities

Archaeological Research, Center for	25	Forensics Laboratory	23	KSMU Radio Station	61	Physical Therapy Building	22	Sunville Tower	13
Art & Design Gallery	6	Forsythe Athletics Center	49	Kaels Hall	73	Power House	72	Taylor Health & Wellness Center	42
Art Annex	73	Freudenberger House	50	Kemper Hall	39	Professional Building	19	Temple Hall	62
Baker Bookstore	43	Ganz Dining Center	29	Kentwood Hall	9	Project Access	12	Tennis Courts	40
Basketball Courts	38	Glass Hall, David D.	54	Kentwood South Apartments	10	Pummill Hall	55	Transit Operations Center	15
Blain-Shannon House	41	Grand Street Underpass	76	Kings Street Annex	48	Recreation Fields	32	University College Hall	44
Burgess House	46	Great Southern Building	4	LevyWolf Building	2	Plaster Sports Complex, Robert W.	71	Weir Band Hall	27
Carrington Hall	64	Greenwood Laboratory School	34	Madison Hall	45	Plaster Student Union, Robert W.	51	Wells House	52
Center for Assessment, Institutional Research	24	Hammonts Fountains, John Q.	63	McDonald Hall & Arena	57	Roller Hockey Arena	39	Woods House	35
Central Stores and Maintenance	70	Hammonts Hall for the Performing Arts, Juanita K.	17	Meyer Alumni Center, Kenneth E.	7	Safety & Transportation Offices & Police Substation	14	Woodruff Building	5
Cheek Hall	59	Hammonts House	28	Meyer Carillon, Jane A.	55	Scholars House	31		
Child Development Center	20	Hammonts Student Center, John Q.	35	Meyer Library, Duane G.	56	Sockell Hall	58		
Craig Hall	75	Hill Hall	66	Monroe Hall	36	Soccer Field	37		
Custodial Offices	77	Holland Building	1	Morris Center for Continuing Education, Jim D.	6	Subball Field	36		
Dogwood Apartments	21	Hutchens House	30	Motor Pool	21	Strong Hall	60		
Ellis Hall	67	Intermodal Transfer Facility	68	Oserks Public Television	53	Student Exhibition Center	11		
Elm Apartments	17	Intramural Sports Fields	47	Park & Ride Facility	15				
				Park Central Office Building	3				

General Characteristics of Major Physical Facilities, Fall 2005

Building	Year Completed	Original Cost	Replacement Cost	Gross Square Feet	Assignable Square Feet
<i>Educational and General Service Facilities</i>					
Alumni Center	1972	N/A	1,482,715	36,195	28,500
Archaeology Research	N/A	N/A	357,297	4,742	3,546
Art and Design Gallery	N/A	N/A	N/A	8,677	5,189
Art Annex	1948	113,666	1,357,600	19,433	14,840
Burgess House	N/A	N/A	281,698	3,742	2,447
Carrington Hall	1908	201,393	7,284,469	96,765	56,529
Center for Assessment / Instit. Research	N/A	N/A	N/A	3,229	2,040
CentralStores and Maintenance	1977	495,367	1,261,919	30,175	27,046
Cheek Hall	1955	599,982	6,554,328	87,066	76,193
Criag Hall	1967	1,724,800	6,657,010	87,823	66,485
Duane Meyer Library	1980	5,477,708	11,411,308	233,519	219,152
Ellis Hall	1959	826,991	3,708,895	49,268	39,709
Equine Center Arena	1989	N/A	N/A	33,000	32,510
Forsythe Athletic Facilities	1980	780,316	1,402,165	40,930	37,209
Glass Hall	1987	12,408,345	13,306,794	182,902	159,546
Greenwood Laboratory School	1966	857,246	4,814,081	63,949	48,195
Hill Hall	1924	300,204	4,771,548	63,384	51,718
Karls Hall	1958/1998	290,420	1,681,002	45,462	39,959
Kemper Hall	1976	2,569,818	5,149,303	68,402	61,453
Kings Street Annex	1982	794,274	2,552,498	27,246	25,225
McDonald Arena	1940	443,091	6,477,458	87,262	51,741
Madison Hall	N/A	N/A	N/A	8,760	6,166
Morris Center for Continuing Educ.	1912	N/A	N/A	58,664	50,020
Monroe Hall	N/A	N/A	N/A	4,821	3,500
Park-n-Ride	1995	N/A	N/A	N/A	N/A
Physical Therapy Building	1999	N/A	N/A	22,871	19,193
Power House	1908	21,000	455,187	11,371	6,106
Professional Building	1940	1,575,000	9,655,488	139,156	86,250
Pummill Hall	1957	641,757	3,009,996	39,984	25,541
Siceluff Hall	1927	305,375	4,644,400	61,695	51,197
Strong Hall	1998	N/A	20,250,000	151,487	77,207
Student Art Exhibit Center	1894	N/A	392,235	7,982	6,043
Taylor Health Clinic	1971	297,297	N/A	16,677	15,326
Temple Hall	1971	3,601,473	9,800,252	130,184	71,415
Transit Office	1974	N/A	N/A	3,210	2,501
University Hall	N/A	N/A	N/A	11,351	9,215
Warehouse Facility	1971	38,595	429,629	10,024	9,887

Building	Year Completed	Original Cost	Replacement Cost	Gross Square Feet	Assignable Square Feet
Auxiliary Enterprise Facilities					
Blair-Shannon House	1966	3,183,313	N/A	187,079	128,285
Baker Bookstore	1971/1978	653,360	N/A	21,627	19,967
Dogwood Apartments	1968/1969	N/A	938,818	26,277	20,777
Elm Apartments	N/A	500,000	610,031	16,152	10,688
Forensic Laboratory	1980	N/A	N/A	1,800	1,659
Freudenberger House	1959	N/A	640,708	161,524	109,143
Garst Dining Center	1991	N/A	N/A	20,739	13,881
Hammons Hall for the Perf. Arts	1992	N/A	N/A	125,000	62,500
Hammons House	1986	12,000,000	12,205,431	160,528	108,731
Hammons Student Center	1976	5,556,981	2,524,560	141,745	106,838
Kentwood Hall	1926	850,000	4,428,984	63,958	43,711
Hutchens House	1991	12,400,000	N/A	166,452	110,395
Plaster Sports Complex	1930	N/A	3,100,364	129,808	66,359
Plaster Student Union	1951	700,214	N/A	142,707	131,602
Scholars House	1992	N/A	N/A	36,635	29,007
Sunvilla Tower	1963	1,581,241	9,147,724	134,181	101,728
Wells House	1950	244,159	8,046,894	120,159	79,578
Woods House	1971	1,933,496	5,927,529	73,353	49,504

N/A — not available

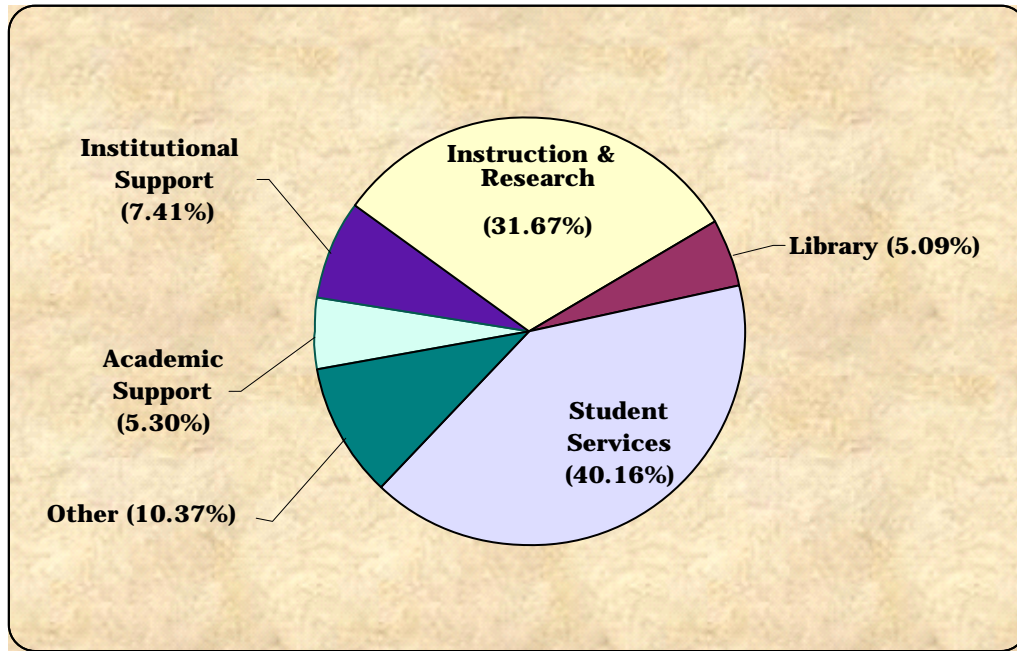
Source: Division of Business Services and EARL 0056

Distribution of Assignable Building Space (in sq. ft.) by Room Use & Program Area, Fall 2005

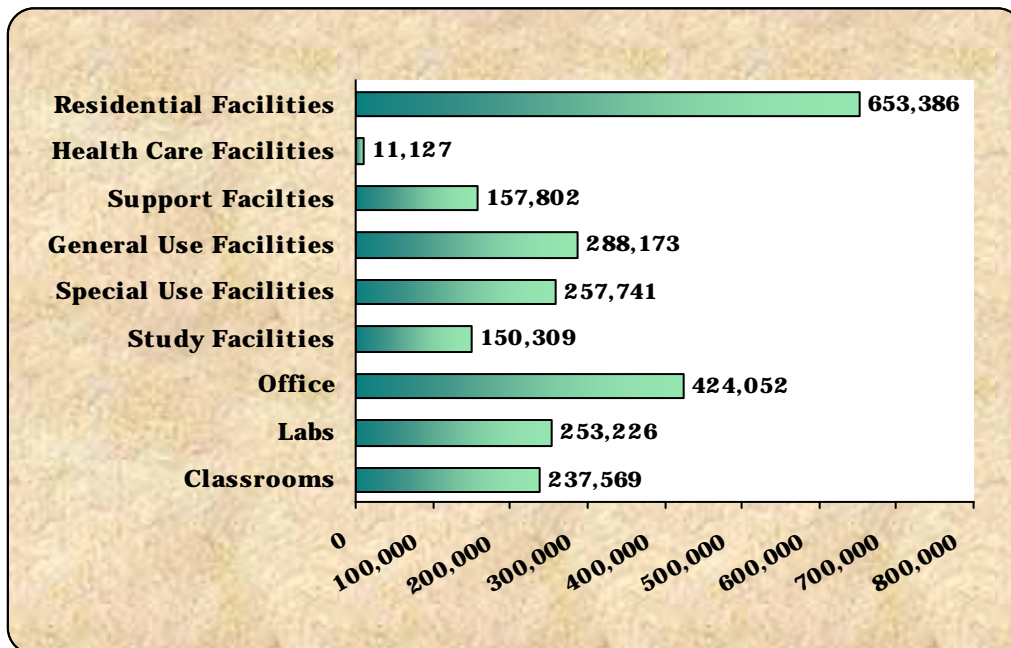
Program Area	Classroom	Lab	Office	Study Facility	Special Use Facility	General Use Facility	Support Facility	Health Care Facility	Residential Facility	Total
Instruction	213,003	224,307	174,945	21,849	56,510	12,249	11,533	841	24,143	739,380
Research	894	20,516	8,662	—	423	290	479	—	—	31,264
Public Service	—	—	454	—	—	285	230	1,461	—	2,430
Library	1,511	406	7,207	114,306	113	—	323	—	—	123,866
Academic Support	22,161	6,752	23,520	2,107	17,961	50,238	6,139	—	—	128,878
Student Services	—	828	42,956	11,796	139,321	163,905	36,012	4,692	577,831	977,341
Institutional Support	—	417	159,011	—	1,795	3,515	15,614	—	—	180,352
Physical Plant	—	—	5,173	—	—	14,563	78,133	—	—	97,869
Unassigned	—	—	2,124	251	41,618	43,128	9,339	4,133	51,412	152,005
Total	237,569	253,226	424,052	150,309	257,741	288,173	157,802	11,127	653,386	2,433,385

Source: Office of Institutional Research (EARL 0061)

Building Space by Program Area (by percentage), Fall 2005



Building Space (in square ft.) by Room Use, Fall 2005



University Libraries

The Missouri State University library system is comprised of the Duane G. Meyer Library, the Music Library, the Greenwood Laboratory School Library, and the Paul G. Evans Library of Fruit Science on the Mountain Grove Campus. These four libraries have collections of over three million items including more than 853,000 accessioned volumes; current subscriptions to over 3,400 periodicals and newspapers; and extensive back files of journals and newspapers, many on microfilm, microcard and microfiche. Total microform holdings amount to over one million items. More than 925,000 state, federal, and United Nations documents are held as a result of Meyer Library being a designated depository library for each of those areas. Meyer Library is the only UN depository library in the state of Missouri. A large collection of audio CDs is fully cataloged and available in the Music Library. A number of special collections are also housed in Meyer Library. The William J. Jones collections of Rimbaud and Butor are internationally recognized; materials by and about the French poet Jean Arthur Rimbaud comprise the largest collection of this type in the United States. The Ozarks Labor Union Archives document regional labor history. University Archives are a growing collection and will be further developed as a \$130,000 grant for organizing and processing these materials is utilized. The Curriculum Resource Center features a children's literature collection, a textbook collection, a collection of curriculum guides, and special learning materials, while the Greenwood Library is the School Library Media Center supporting the K-12 classes at the Laboratory School.

Innovation and the use of new technologies are evident in the Missouri State University Libraries. Most of the bibliographic data for SWAN, the Libraries' online catalog, is created as materials are cataloged using the Online Computer Library Center, Inc., (OCLC), a database with more than 62 million bibliographic records. Identification of, and requests for, materials not held in Missouri State University libraries are enabled electronically. OCLC is also utilized for interlibrary loan and reference, with links to over 53,000 libraries in 96 countries. Electronic transmissions are commonly used in interlibrary loan transactions to acquire materials in a timely fashion with delivery of articles to a user's e-mail account. The statewide MOBIUS system, with a membership of 60 academic libraries, is simplifying access to regional holdings. The MOBIUS database of over 19 million items utilizing the same interface can be used by faculty, students and staff to borrow items with a 2-day delivery time from anywhere in the state.

Electronic access is provided to reference resources, course reserve materials and licensed commercial citation and full-text databases through the library homepage (<http://library.missouristate.edu>). Currently over 110 electronic databases are available to the Missouri State University community through the library homepage. In addition to citations from thousands of journals, newspapers, and books, these databases contain articles from over 11,000 journals and newspapers in full-text. Access is available from off-campus through an authentication process. Missouri State University Libraries also maintain an extensive index of authoritative web-based reference resources, organized by broad subject categories which include full-text, analytical, indexing, and other resources.

During the fall and spring semester, Meyer Library is open over 99 hours a week. Librarians and support staff are available all hours of operation to assist patrons. In 2004-2005 over 788,000 entries to the libraries were recorded.

In the fall of 2002, the addition to, and renovation of the Duane G. Meyer Library was completed. Space for the library was doubled and included 12 Group Study Rooms, 19 Research Carrels which are assigned to graduate students and faculty on a semester basis, Classrooms, Coffee Shop and Lounge, Computer Lab, Media Production Facilities and a wide variety of study spaces. A central feature of the Library and of the campus is the Jane A. Meyer Carillon with its complement of 48 bronze bells.

Circulation Statistics

	Greenwood	Music	Maps	Audio-Visual	General Circulation	All Circulation
2000-01	9,913	14,488	1,007	4,522	113,139	143,069
2001-02	9,869	15,196	408	7,420	115,153	148,046
2002-03	9,625	15,818	664	9,044	132,997	168,148
2003-04	10,878	14,898	632	7,933	135,939	170,280
2004-05	10,492	17,165	506	7,761	124,561	160,485

Source – Dean of Library Services

Collection at End of Academic Year

	Book Stock (volumes)	Separate Government Documents	Microforms (Books and Periodicals)	Audio-Visual and Others	Serial Subscriptions (Titles)*	Maps and Charts, etc.
2000-01	788,779	890,484	989,421	33,096	4,485	183,794
2001-02	806,819	900,933	1,010,550	33,547	4,238	180,153
2002-03	824,414	914,294	1,025,866	34,097	4,200	177,182
2003-04	835,339	923,651	1,043,625	34,472	3,639	176,905
2004-05	853,015	926,253	1,048,533	35,043	3,413	178,111

Source - Dean of Library Services

*Through data-base subscriptions, there is access to over 11,000 full-text serials.

Library Expenditures

	Books	Periodicals and Serials	Audio-Visual	Salaries and Fringe Benefits*	Other Library Expenses*	Total Library Expenses*
2000-01	406,989	1,471,048	30,948	3,033,680	579,092	5,521,757
2001-02	321,351	1,471,707	53,483	3,038,035	537,318	5,421,894
2002-03	320,270	1,452,989	37,196	2,950,305	431,252	5,192,012
2003-04	294,520	1,518,903	56,169	2,934,483	378,252	5,182,327
2004-05	254,356	1,535,706	40,878	3,021,349	449,321	5,301,610

Source – Dean of Library Services

* No longer includes expenditures for instructional technology & media services as of FY 2003.